


Campus Rating **66%**
Recognized

HB 5 Category:		Fine Arts																		
		KISD Strategic Plan Correlate: Visioning Document Correlate:																		
Qualitative Responses		Quantitative Responses:																		
Climate Survey Question(s):		B, F, O	% of K-8 Students in Fine Arts Course																	
Parents	60%			100%																
Staff	68%			Quantitative average 100%																
District	64%			Overall Ranking Average 93%																
				Rating Exemplary																
Qualitative = 50% of the Overall Ranking Average Quantitative = 50% of the Overall Ranking Average																				
<table style="width: 100%; border: none;"> <tr> <td style="width: 20%;"></td> <td style="width: 20%;">76%</td> <td style="width: 20%;">100%</td> <td style="width: 30%;">Exemplary</td> </tr> <tr> <td></td> <td>51%</td> <td>75%</td> <td>Recognized</td> </tr> <tr> <td></td> <td>26%</td> <td>50%</td> <td>Acceptable</td> </tr> <tr> <td></td> <td>0%</td> <td>25%</td> <td>Unacceptable</td> </tr> </table>						76%	100%	Exemplary		51%	75%	Recognized		26%	50%	Acceptable		0%	25%	Unacceptable
	76%	100%	Exemplary																	
	51%	75%	Recognized																	
	26%	50%	Acceptable																	
	0%	25%	Unacceptable																	

HB 5 Category: Wellness and Physical Education

KISD Strategic Plan Correlate:
 Visioning Document Correlate:



Qualitative Responses

Quantitative Responses:

Climate Survey Question(s):

F, L, O

Parents	56%
Staff	66%
District	61%

% of days absent not due to illness	86%
Quantitative average	86%

Qualitative = 50% of the Overall Ranking Average
 Quantitative = 50% of the Overall Ranking Average


Overall Ranking Average 81%

Rating Exemplary

76%	100% Exemplary
51%	75% Recognized
26%	50% Acceptable
0%	25% Unacceptable

HB 5 Category: Community/Parent Involvement

KISD Strategic Plan Correlate:
 Visioning Document Correlate:



Qualitative Responses

Climate Survey Question(s):

Quantitative Responses:

% of parents accessing Home Access Center (HAC)	45%
% of parents who completed online enrollment	93%
Quantitative average	69%


Overall Ranking Average 69%

Rating Recognized

Qualitative = 50% of the Overall Ranking Average
 Quantitative = 50% of the Overall Ranking Average

76%	100%	Exemplary
51%	75%	Recognized
26%	50%	Acceptable
0%	25%	Unacceptable

HB 5 Category: Second Language Acquisition Programs



KISD Strategic Plan Correlate:
 Visioning Document Correlate:

Qualitative Responses

Quantitative Responses:

Climate Survey Question(s):

G

Parents	43%
Staff	33%
District	38%

Quantitative average	

Overall Ranking Average 38%


Rating Acceptable

Qualitative = 50% of the Overall Ranking Average
 Quantitative = 50% of the Overall Ranking Average

76%	100%	Exemplary
51%	75%	Recognized
26%	50%	Acceptable
0%	25%	Unacceptable

HB 5 Category: Digital Learning Environment

KISD Strategic Plan Correlate:
 Visioning Document Correlate:



Qualitative Responses

Quantitative Responses:

Climate Survey Question(s): **G**

Parents	43%
Staff	33%
District	38%

Student to technology unit ratio	42%
% of teachers attending technology PD	100%
Quantitative average	71%

Overall Ranking Average 64%


Qualitative = 50% of the Overall Ranking Average
 Quantitative = 50% of the Overall Ranking Average

Rating Recognized

76%	100%	Exemplary
51%	75%	Recognized
26%	50%	Acceptable
0%	25%	Unacceptable

HB 5 Category: Gifted/Talented Programs

KISD Strategic Plan Correlate:
Visioning Document Correlate:



Qualitative Responses

Climate Survey Question(s): J

Parents	30%
Staff	64%
District	47%

Quantitative Responses:

% of GT students	7%
Attendance rate of GT students	97%
Quantitative average	52%

Qualitative = 50% of the Overall Ranking Average

Quantitative = 50% of the Overall Ranking Average

Overall Ranking Average 51%

Rating Recognized

76%	100%	Exemplary
51%	75%	Recognized
26%	50%	Acceptable
0%	25%	Unacceptable