


Campus Rating **72%**
Recognized

HB 5 Category: Fine Arts

KISD Strategic Plan Correlate:
 Visioning Document Correlate:



Qualitative Responses

Quantitative Responses:

Climate Survey Question(s): B, F, O

Parents

Staff

District

% of K-8 Students in Fine Arts Course	100%
Quantitative average	100%

Overall Ranking Average **94%**

Rating **Exemplary**

Qualitative = 50% of the Overall Ranking Average
 Quantitative = 50% of the Overall Ranking Average

76%	100%	Exemplary
51%	75%	Recognized
26%	50%	Acceptable
0%	25%	Unacceptable

HB 5 Category: Wellness and Physical Education

KISD Strategic Plan Correlate:
 Visioning Document Correlate:



Qualitative Responses

Quantitative Responses:

Climate Survey Question(s):

F, L, O

Parents	57%
Staff	92%
District	75%

% of days absent not due to illness	85%
Quantitative average	85%


Qualitative = 50% of the Overall Ranking Average
 Quantitative = 50% of the Overall Ranking Average

Overall Ranking Average 83%
Rating Exemplary

76%	100%	Exemplary
51%	75%	Recognized
26%	50%	Acceptable
0%	25%	Unacceptable

HB 5 Category: Community/Parent Involvement

KISD Strategic Plan Correlate:
 Visioning Document Correlate:



Qualitative Reponses

Quantitative Responses:

Climate Survey Question(s):

% of parents accessing Home Access Center (HAC)	80%
% of parents who completed online enrollment	96%
Quantitative average	88%

Overall Ranking Average 88%


Rating Exemplary

Qualitative = 50% of the Overall Ranking Average
 Quantitative = 50% of the Overall Ranking Average

76%	100% Exemplary
51%	75% Recognized
26%	50% Acceptable
0%	25% Unacceptable

HB 5 Category: Second Language Acquisition Programs

KISD Strategic Plan Correlate:
 Visioning Document Correlate:



Qualitative Reponses

Quantitative Responses:

Climate Survey Question(s):

N

Parents	6%
Staff	60%
District	33%


	Quantitative average


Overall Ranking Average **33%**

Rating **Acceptable**

Qualitative = 50% of the Overall Ranking Average
 Quantitative = 50% of the Overall Ranking Average

76%	100%	Exemplary
51%	75%	Recognized
26%	50%	Acceptable
0%	25%	Unacceptable

HB 5 Category:		Digital Learning Environment			
		KISD Strategic Plan Correlate:			
		Visioning Document Correlate:			
Qualitative Responses		Quantitative Responses:			
Climate Survey Question(s):		G		Student to technology unit ratio	
				70%	
Parents	42%			% of teachers attending technology PD	
				100%	
Staff	60%				
District	51%			Quantitative average	
				85%	
				Overall Ranking Average	
				78%	
Qualitative = 50% of the Overall Ranking Average				Rating	
Quantitative = 50% of the Overall Ranking Average				Exemplary	
		76% 100% Exemplary			
		51% 75% Recognized			
		26% 50% Acceptable			
		0% 25% Unacceptable			

HB 5 Category:		Gifted/Talented Programs											
		KISD Strategic Plan Correlate:											
		Visioning Document Correlate:											
Qualitative Responses		Quantitative Responses:											
Climate Survey Question(s):		J	% of GT students		12%								
Parents	<input type="text" value="25%"/>	A, J	Attendance rate of GT students		98%								
Staff	<input type="text" value="85%"/>												
District	<input type="text" value="55%"/>			Quantitative average	55%								
					Overall Ranking Average								
					55%								
Qualitative = 50% of the Overall Ranking Average					Rating								
Quantitative = 50% of the Overall Ranking Average					Recognized								
<table border="0" style="width: 100%;"> <tr> <td style="width: 20%;">76%</td> <td>100% Exemplary</td> </tr> <tr> <td>51%</td> <td>75% Recognized</td> </tr> <tr> <td>26%</td> <td>50% Acceptable</td> </tr> <tr> <td>0%</td> <td>25% Unacceptable</td> </tr> </table>						76%	100% Exemplary	51%	75% Recognized	26%	50% Acceptable	0%	25% Unacceptable
76%	100% Exemplary												
51%	75% Recognized												
26%	50% Acceptable												
0%	25% Unacceptable												