



Campus Rating **70%**
Recognized

HB 5 Category:		Fine Arts															
		KISD Strategic Plan Correlate: Visioning Document Correlate:															
Qualitative Reponses			Quantitative Responses:														
Climate Survey Question(s):		B,F,O	% of K-8 Students in Fine Arts Course		100%												
Parents	63%		Quantitative average		100%												
Staff	87%																
District	75%																
					Overall Ranking Average	95%											
					Rating	Exemplary											
Qualitative = 50% of the Overall Ranking Average Quantitative = 50% of the Overall Ranking Average																	
<table border="0"> <tr> <td>76%</td> <td>100%</td> <td>Exemplary</td> </tr> <tr> <td>51%</td> <td>75%</td> <td>Recognized</td> </tr> <tr> <td>26%</td> <td>50%</td> <td>Acceptable</td> </tr> <tr> <td>0%</td> <td>25%</td> <td>Unacceptable</td> </tr> </table>						76%	100%	Exemplary	51%	75%	Recognized	26%	50%	Acceptable	0%	25%	Unacceptable
76%	100%	Exemplary															
51%	75%	Recognized															
26%	50%	Acceptable															
0%	25%	Unacceptable															

HB 5 Category: Wellness and Physical Education



KISD Strategic Plan Correlate:
 Visioning Document Correlate:

Qualitative Responses

Quantitative Responses:

Climate Survey Question(s):	F, L, O
Parents	60%
Staff	80%
District	70%

% of days absent not due to illness	86%
Quantitative average	86%


Qualitative = 50% of the Overall Ranking Average
 Quantitative = 50% of the Overall Ranking Average

Overall Ranking Average 83%

Rating Exemplary

76%	100% Exemplary
51%	75% Recognized
26%	50% Acceptable
0%	25% Unacceptable

HB 5 Category: Community/Parent Involvement



KISD Strategic Plan Correlate:
 Visioning Document Correlate:

Qualitative Reponses

Quantitative Responses:

Climate Survey Question(s):

% of parents accessing Home Access Center (HAC)	92%
% of parents who completed online enrollment	90%
Quantitative average	91%


Qualitative = 50% of the Overall Ranking Average
 Quantitative = 50% of the Overall Ranking Average

Overall Ranking Average 91%

Rating Exemplary

76%	100%	Exemplary
51%	75%	Recognized
26%	50%	Acceptable
0%	25%	Unacceptable

HB 5 Category: Second Language Acquisition Programs



KISD Strategic Plan Correlate:
 Visioning Document Correlate:

Qualitative Reponses

Quantitative Responses:

Climate Survey Question(s):

N

Parents	17%
Staff	32%
District	25%

Quantitative average	


Overall Ranking Average 25%

Rating Unacceptable

Qualitative = 50% of the Overall Ranking Average
 Quantitative = 50% of the Overall Ranking Average

76%	100%	Exemplary
51%	75%	Recognized
26%	50%	Acceptable
0%	25%	Unacceptable

HB 5 Category: Digital Learning Environment



KISD Strategic Plan Correlate:
 Visioning Document Correlate:

Qualitative Responses

Quantitative Responses:

Climate Survey Question(s):	G
Parents	37%
Staff	43%
District	40%

Student to technology unit ratio	54%
% of teachers attending technology PD	100%
Quantitative average	77%


Overall Ranking Average 70%

Qualitative = 50% of the Overall Ranking Average
 Quantitative = 50% of the Overall Ranking Average

Rating Recognized

76%	100%	Exemplary
51%	75%	Recognized
26%	50%	Acceptable
0%	25%	Unacceptable

HB 5 Category: Gifted/Talented Programs



KISD Strategic Plan Correlate:
 Visioning Document Correlate:

Qualitative Reponses

Quantitative Responses:

Climate Survey Question(s):	A
Parents	30%
Staff	55%
District	43%

% of GT students	17%
Attendance rate of GT students	98%
Quantitative average	58%

Qualitative = 50% of the Overall Ranking Average
 Quantitative = 50% of the Overall Ranking Average

Overall Ranking Average 55%

Rating Recognized

76%	100% Exemplary
51%	75% Recognized
26%	50% Acceptable
0%	25% Unacceptable