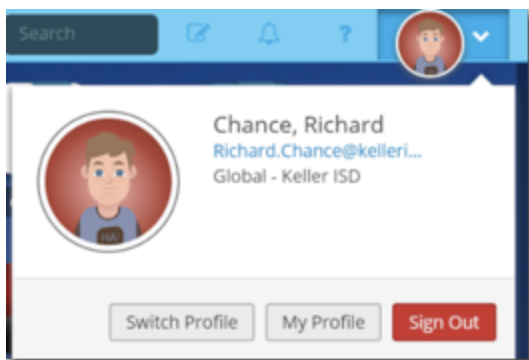


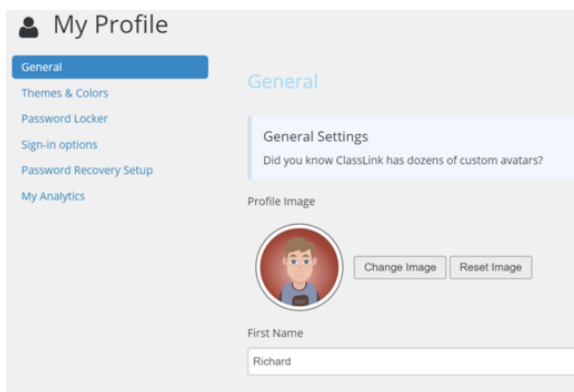
How to Change Your Password

First Time Setup

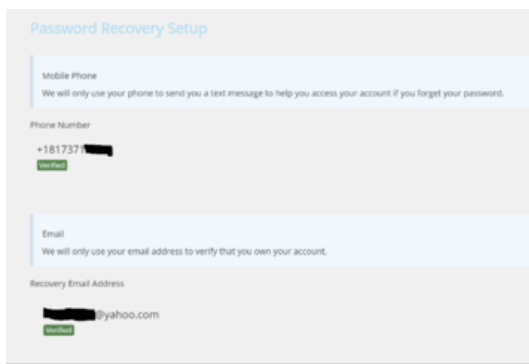
1. Login to [KLOUD](#) and click on the down arrow in the upper, right corner and choose **MY PROFILE**



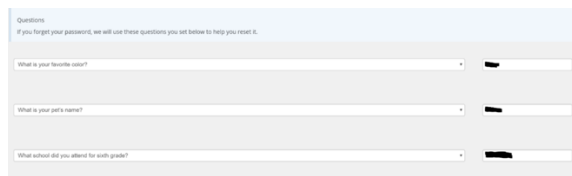
2. Select **PASSWORD RECOVERY SETUP**



3. Enter a secondary email or phone number.

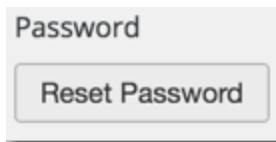


4. Choose and answer 3 security questions and click **SAVE QUESTIONS**

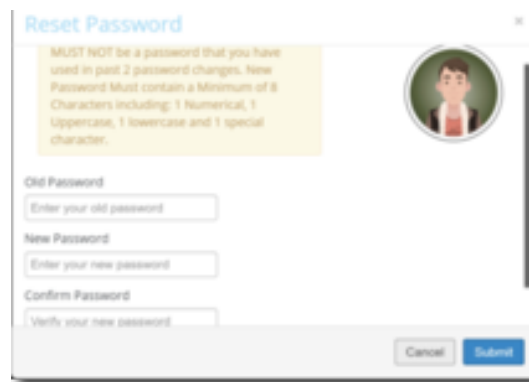


Change Password

1. Login to [KLOUD](#) and click on the down arrow in the upper, right corner and choose **MY PROFILE**
2. From the **GENERAL** tab, select **RESET PASSWORD**



3. Enter your current password, then your new password twice.
4. Click **SUBMIT**



Once this is completed restart your computer and login with the **NEW** password.