

\_\_\_\_\_ 's



Summer

Practice

Packet

Due Friday, Sept. 8<sup>th</sup>.

PreK 4's & 5's







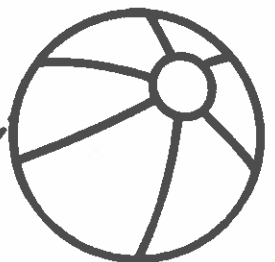
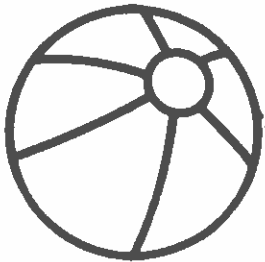






Name: \_\_\_\_\_

# Let's Trace

Directions: Trace the dotted lines from one picture to the matching one.



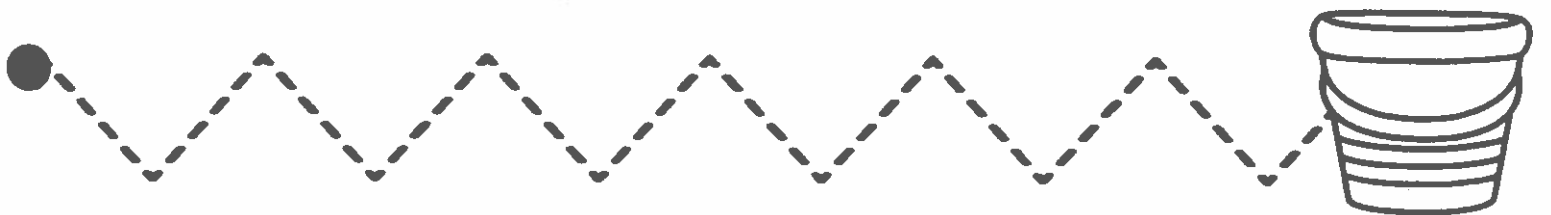




Name: \_\_\_\_\_



# Let's Cut Across

Directions: Start at the black dot and use your scissors to cut the lines across to each beach pail.








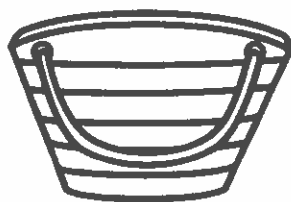
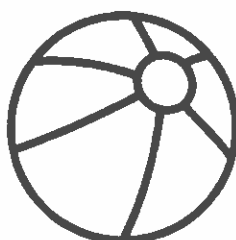
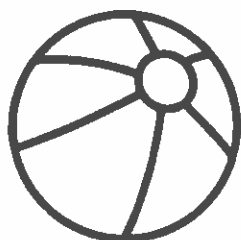
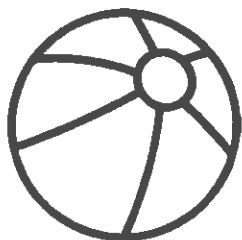








Name: \_\_\_\_\_

# What's Different?

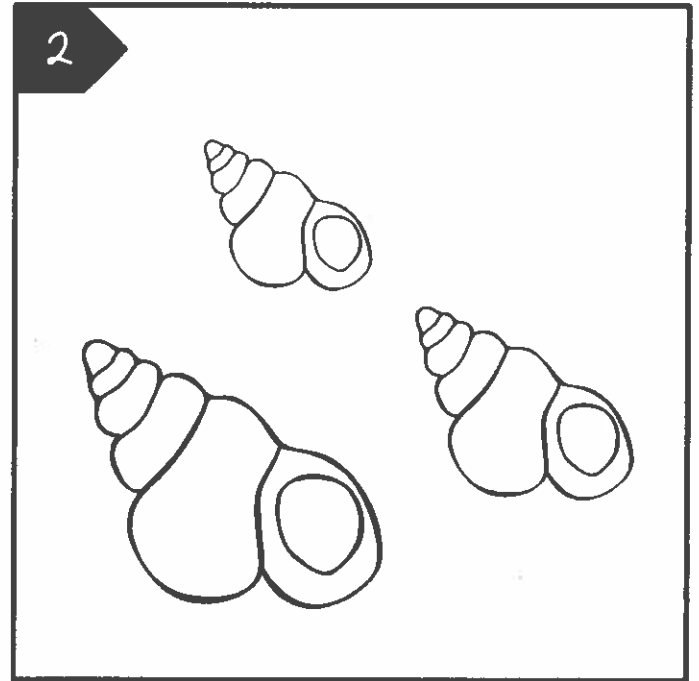
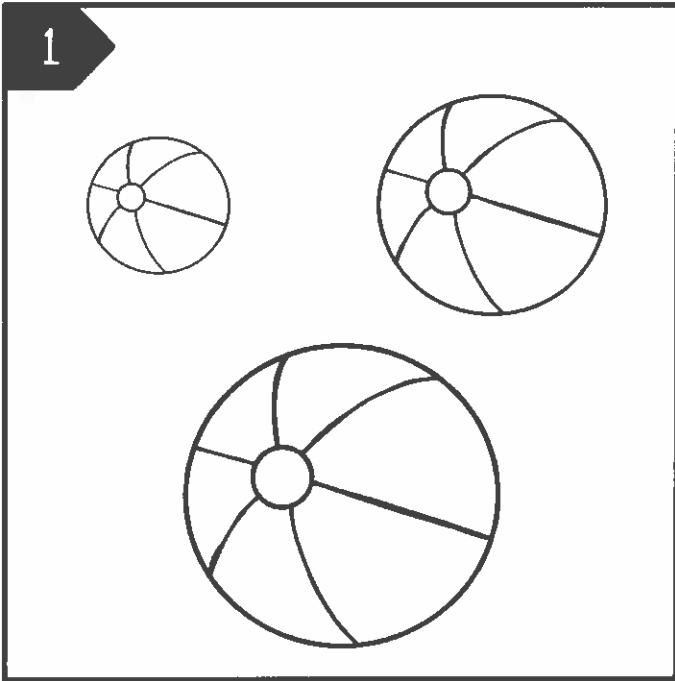
Directions: Look at all of the pictures in each row. Circle the picture that is different.





Name: \_\_\_\_\_

# Smallest vs. Largest

Circle the object in each box that is the smallest.



Circle the object in each box that is the largest.






Name: \_\_\_\_\_

# Summer Patterns

Directions: Cut and paste the pictures to complete each pattern.

©Andrea Marzildon 2013








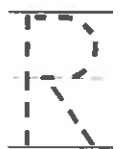
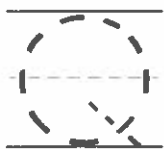
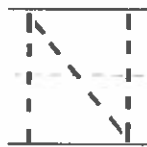
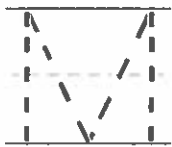


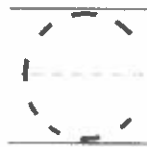


Name: \_\_\_\_\_

# Handwriting Practice

## Uppercase Letters A - Z




Directions: Trace the letters from A to Z.





Name: \_\_\_\_\_



# Let's Count

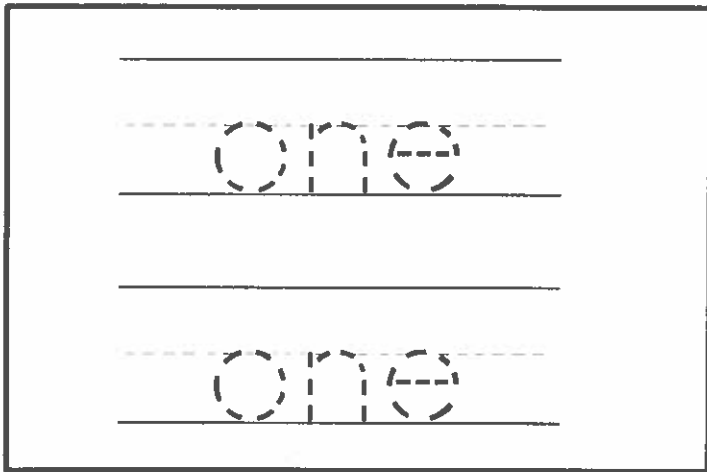
Trace it.




Write it.




Trace the word.




Color 1 bug.



Circle the group with 1 pail.



Color in the circles with the number 1.



Name: \_\_\_\_\_

# Let's Count



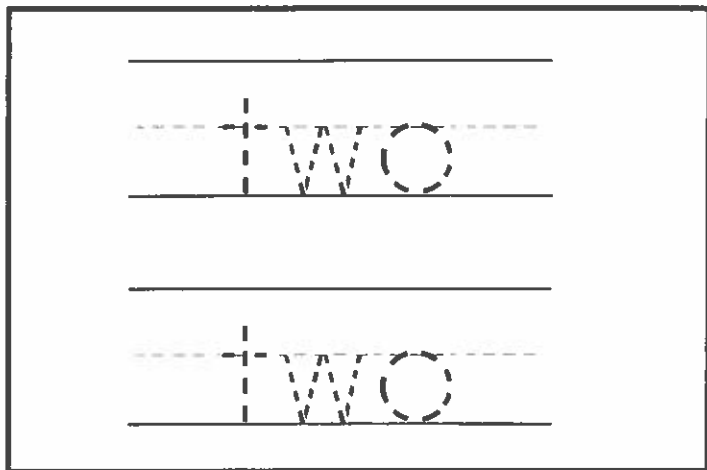
Trace it.




Write it.



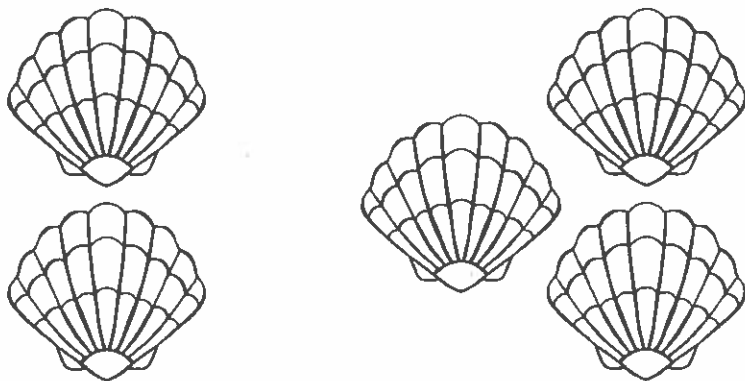
Trace the word.



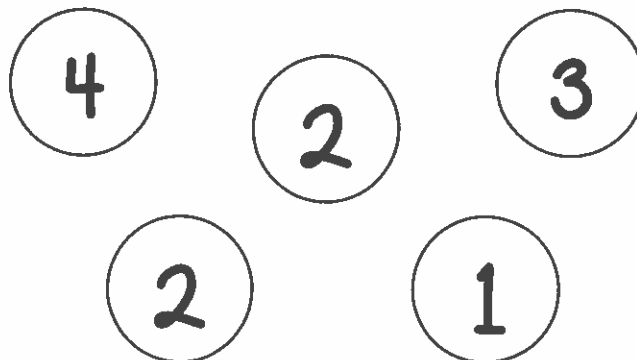
Color 2 bugs.




Circle the group with 2 shells.



Color in the circles with the number 2.



Name: \_\_\_\_\_



# Let's Count

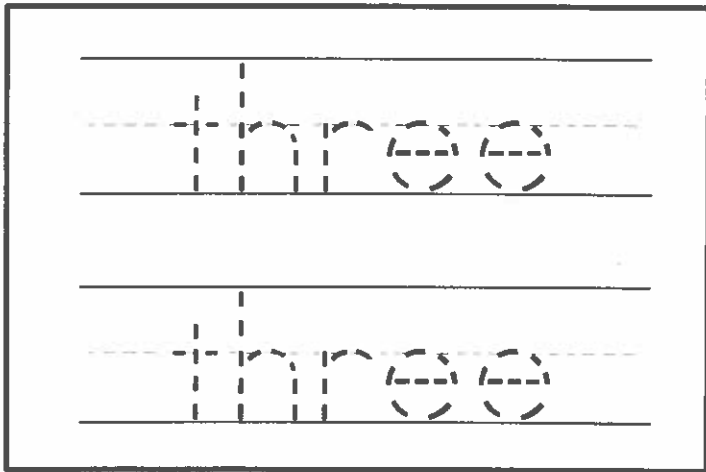
Trace it.




Write it.



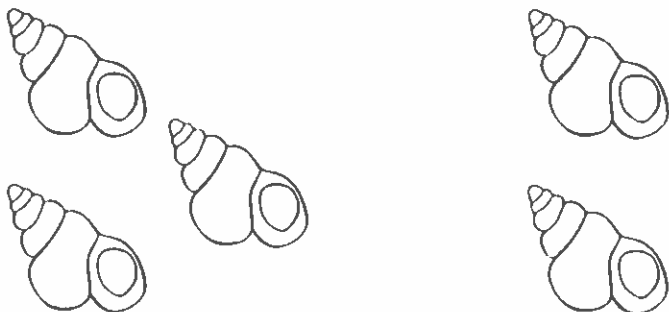
Trace the word.



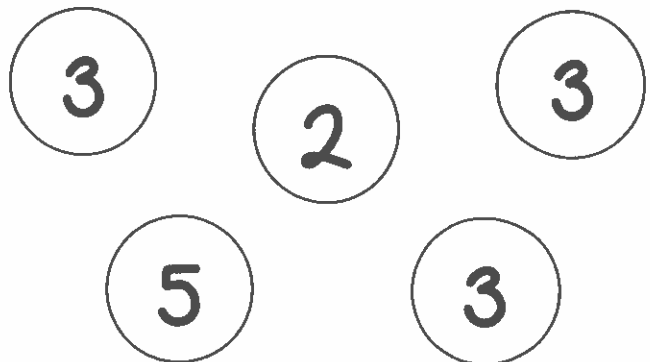
Color 3 shells.




Circle the group with 3 shells.



Color in the circles with the number 3.



Name: \_\_\_\_\_



# Let's Count

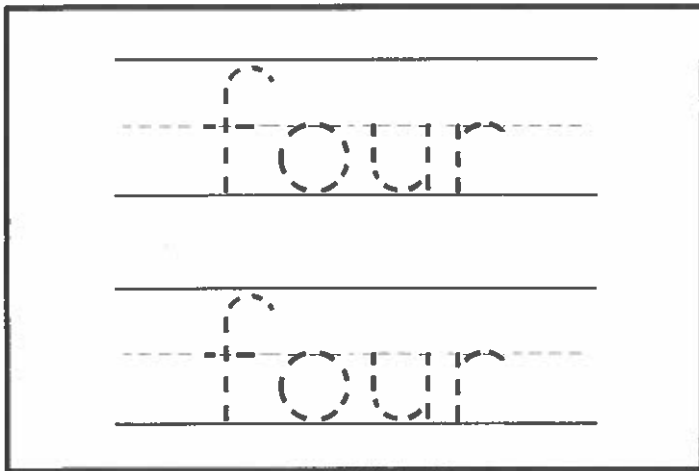
Trace it.




Write it.



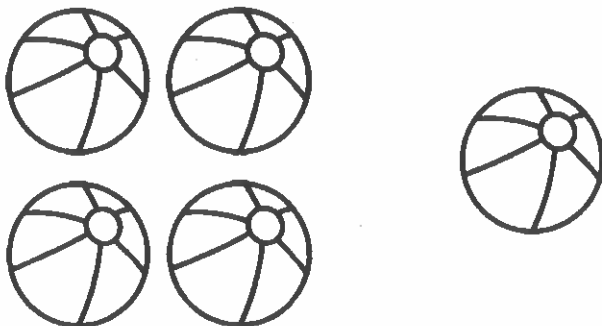
Trace the word.




Color 4 bugs.



Circle the group with 4 balls.



Color in the circles with the number 4.





Name: \_\_\_\_\_



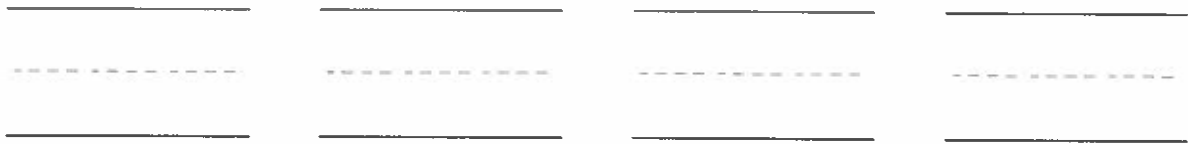
# Let's Count



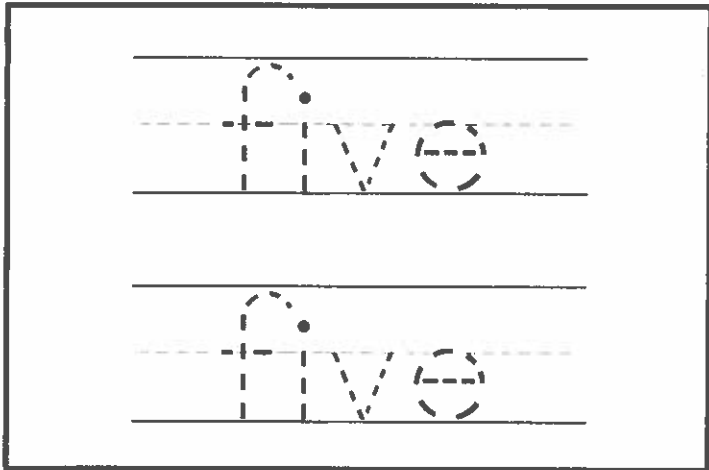
Trace it.




Write it.




Trace the word.




Color 5 shells.



Circle the group with 5 shells.



Color in the circles with the number 5.




Name: \_\_\_\_\_

# Counting Seeds

Directions: Count the watermelon seeds. Draw a line from the number to the correct amount of seeds.

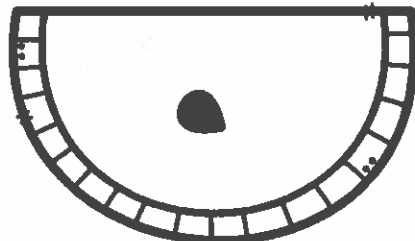
1




2



3



4









5



Name: \_\_\_\_\_

# Let's Count

Directions: Color the bugs and count how many there are in each jar. Cut and paste the correct number to match.

	<input data-bbox="555 619 786 844" type="text"/>
	<input data-bbox="1276 619 1507 844" type="text"/>
	<input data-bbox="555 1064 786 1289" type="text"/>
	<input data-bbox="1276 1064 1507 1289" type="text"/>
	<input data-bbox="555 1509 786 1734" type="text"/>
	<input data-bbox="1276 1509 1507 1734" type="text"/>













1 2 3 4 5 6



Name: \_\_\_\_\_

# Counting Shells

Directions: Count and color the shells. Cut and paste the number to match.



©Andrea Marchildon 2018

5

6

7

8

9


10




Name: \_\_\_\_\_

# Numbers 6 - 10

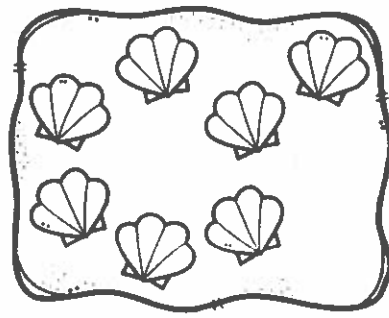
Trace the numbers.



Count the shells. Color in the circle with the correct number.




- 7
- 8
- 9




- 5
- 6
- 7

Count the bugs. Color in the circle with the correct number.




- 7
- 8
- 9



- 5
- 6
- 7

Count the seeds. Color in the circle with the correct number.

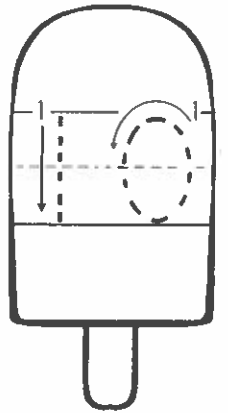
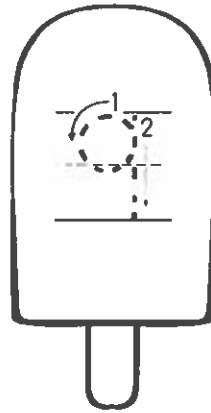
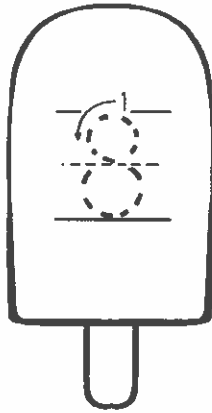
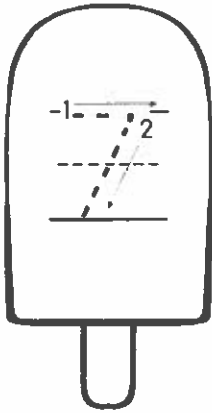
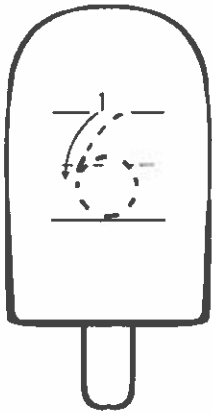
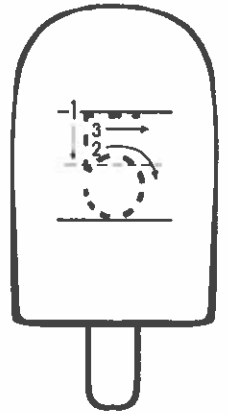
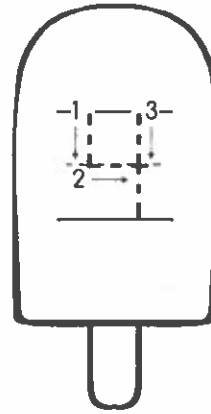
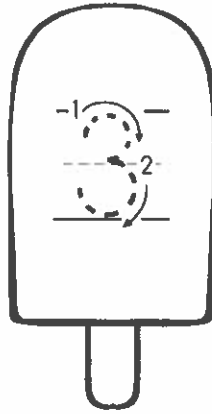

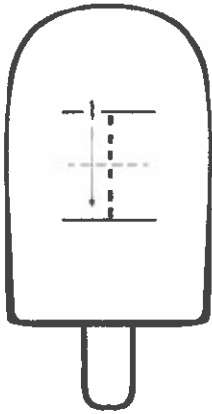


- 8
- 9
- 10

Name: \_\_\_\_\_

# Number Tracing

Directions: Trace the numbers 1 - 10.



Directions: Write the numbers 1 - 10 in your best handwriting.

_____	_____	_____	_____	_____
_____	_____	_____	_____	_____
_____	_____	_____	_____	_____
_____	_____	_____	_____	_____
_____	_____	_____	_____	_____

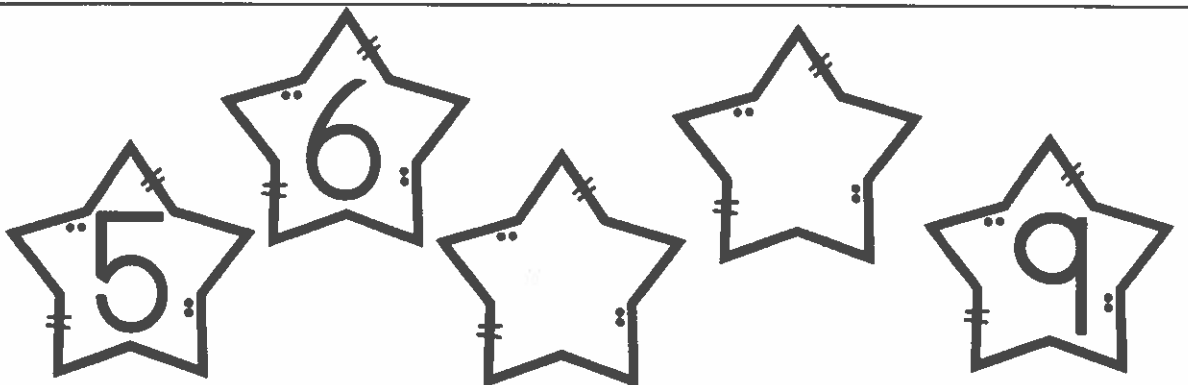
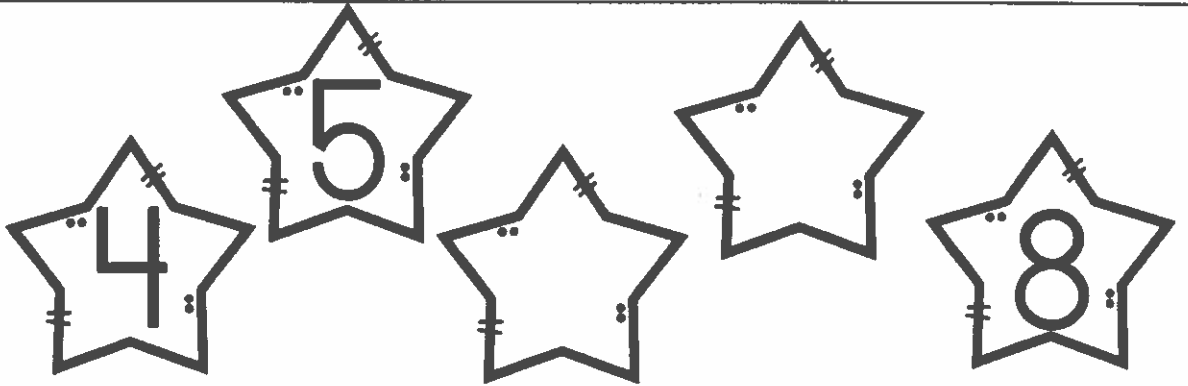
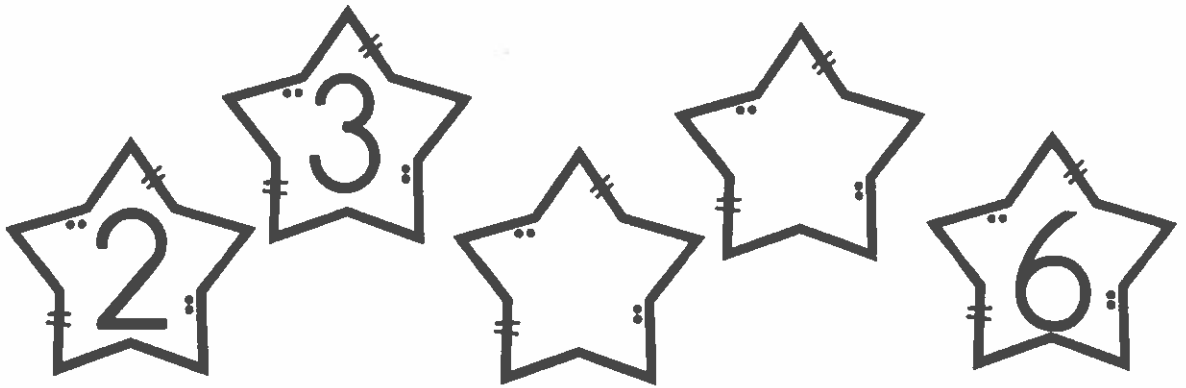
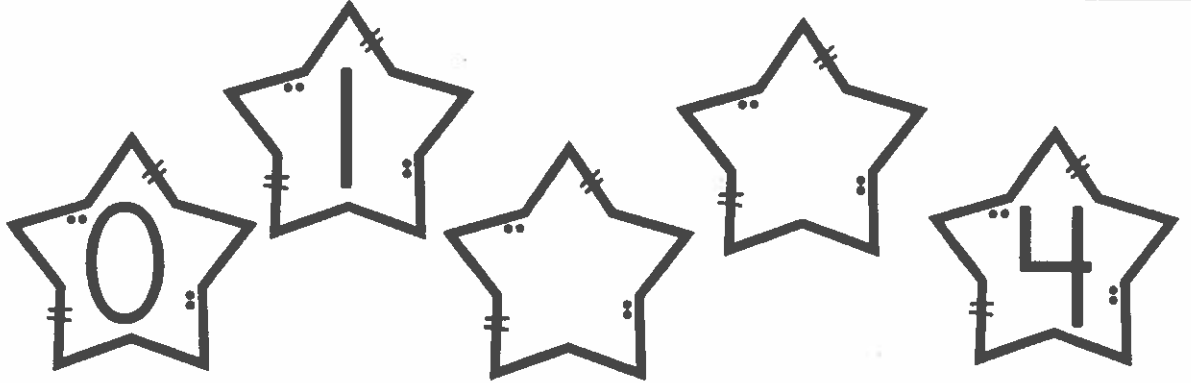


Name: \_\_\_\_\_

# Counting Up









Directions: Write the missing numbers on the stars.








Name: \_\_\_\_\_

# Tracing Shapes

Directions: Trace each shape.



Directions: Color the squares red.



Name: \_\_\_\_\_

# Color by Number

## Color Code

1 = green	3 = brown
2 = pink	4 = blue




Name: \_\_\_\_\_

# Color by Number

Color Code

5 = brown	7 = red
6 = yellow	8 = blue



Name: \_\_\_\_\_

# Summer Fun

Would you rather go to a beach or a pool?



or



Draw a picture of you at the beach or pool.

A large, empty rounded rectangular box for drawing.

I would rather go to a

\_\_\_\_\_

-----

\_\_\_\_\_

