



Meet Your Counselor

Miss. Gutierrez

Areas of Focus of Counseling Program

1 Academics:

Help students with the right resources to make sure they are confident and motivated to do the best they can across all subject areas.



2 Social-Emotional Learning (SEL):


Teach students about different social emotional topics to assist them in making decisions, problem-solving, self-awareness, and many more!

3 College/Career Readiness:

Help students identify their strengths and personality traits that fit best with a certain pathway.

My Roles

1. Help
2. Listen
3. Teach






Where you can locate me

- In Resource Center/Old Office
- Located at front of school in Building 1 by work room, Kinder classes and circle drive




Types of Services

1. Individual Counseling
2. Small Group
Counseling
3. Classroom Lessons



Individual Counseling examples

1. Goal Setting
2. Personal Crisis
3. Academic Success
Plans



Group Counseling examples


1. Friendships
2. Anger Management
3. Anxiety and Stress
Management
4. Grief/Loss
5. Self-Esteem



Classroom Lessons

1. Monthly Social-Emotional Learning (SEL) Lessons
2. Bullying
3. College/Career
4. Monthly SEL themes







How can you refer
students to me?


Referral Process for Staff

1. Email or Google Form
(posted on school website)
dgutierrez01@vusd.org
2. Phone Call 214 (preferred if Crisis)



Referral Process for Students and Parents


1. Google Form (posted on school website)
2. In person
3. Phone Call (559) 730-7783



Confidentiality Rights

School Counselors have a legal and ethical duty to maintain student confidentiality, thus building a trusting and meaningful relationship where honest conversations can take place.

HOWEVER, students must be informed that exceptions to confidentiality exist in which School Counselors must inform others of information they obtained in the counseling relationship **to prevent serious and foreseeable harm to students themselves or others, and if it is legally required.**



The slide features a light beige background with several decorative elements. On the left, there is a vertical orange curtain with a pink tie-back and a pink band with a circular ornament. On the right, there is a framed abstract painting with orange, pink, and green colors. At the bottom, there are stylized orange leaves and a green sofa with two orange cushions featuring white polka dots.

Thank you!

Do not hesitate to ask questions! We are in this together. Together Everyone Achieves More!

Have a great day!