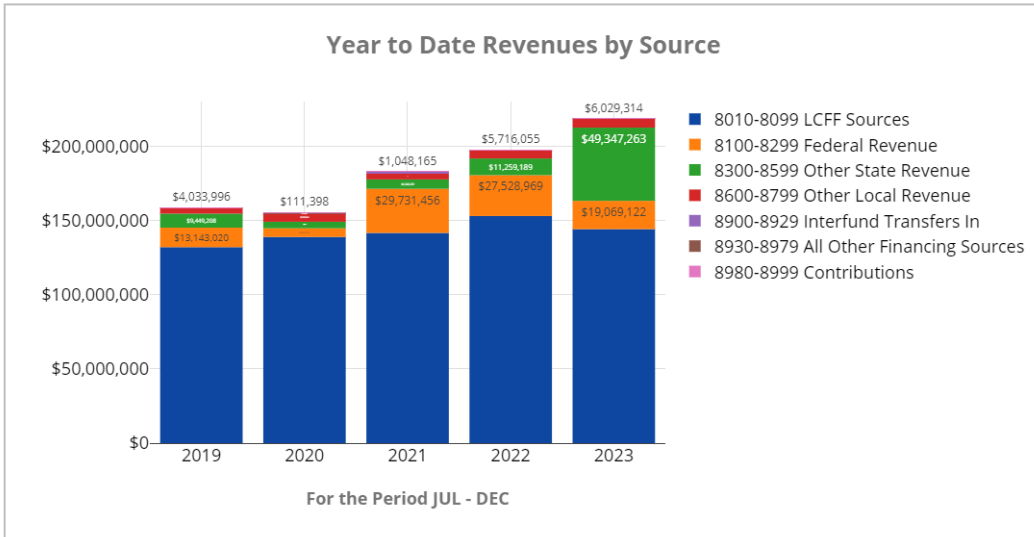
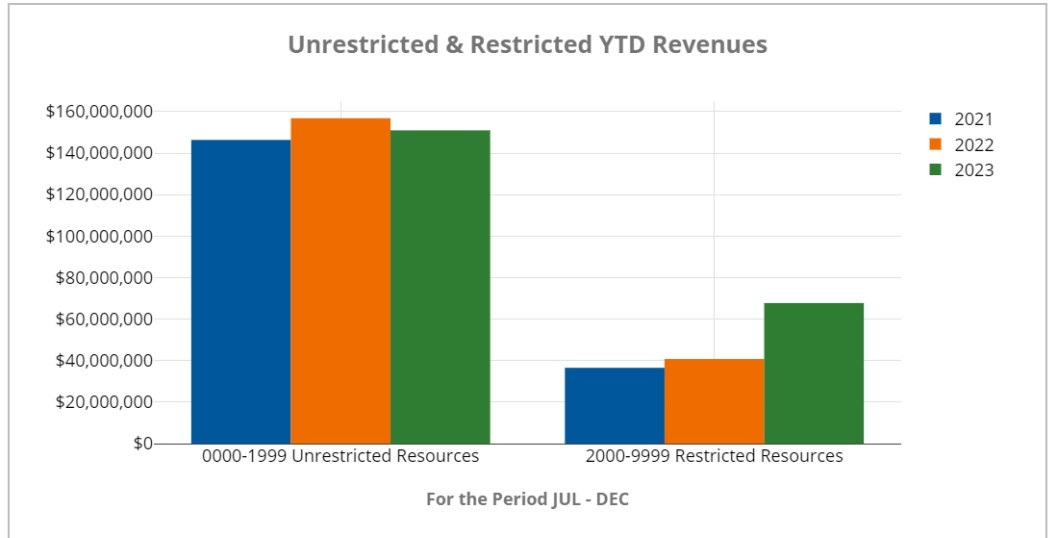
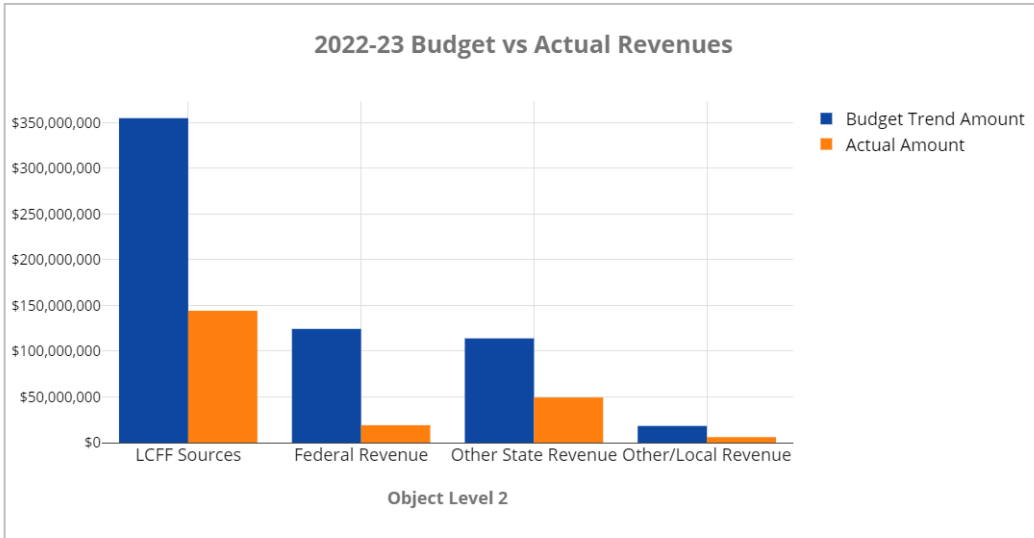


# General Fund - Monthly Revenue Overview

<b>Total YTD Revenues</b> <b>\$218,688,555</b>	<b>YTD LCFF Revenues</b> <b>\$144,242,856</b>	<b>YTD State Sources</b> <b>\$49,347,263</b>	<b>YTD Federal Sources</b> <b>\$19,069,122</b>	<b>Total YTD Other Revenues</b> <b>\$6,029,314</b>
---	--	---	---	---



Object Level 2	For the Period JUL - DEC				
	2019 YTD Amount	2020 YTD Amount	2021 YTD Amount	2022 YTD Amount	2023 YTD Amount
8010-8099 LCFF Sources	\$132,082,436	\$138,966,257	\$141,676,150	\$153,071,475	\$144,242,856
8100-8299 Federal Revenue	\$13,143,020	\$5,852,955	\$29,731,456	\$27,528,969	\$19,069,122
8300-8599 Other State Revenue	\$9,449,208	\$4,371,890	\$6,340,282	\$11,259,189	\$49,347,263
8600-8799 Other Local Revenue	\$4,033,996	\$5,506,914	\$4,070,334	\$5,716,055	\$6,029,314
8900-8929 Interfund Transfers In	\$0	\$0	\$1,048,165	\$0	\$0
8930-8979 All Other Financing Sources	\$0	\$590,000	\$0	\$0	\$0
8980-8999 Contributions	\$0	\$111,398	\$0	\$0	\$0

# General Fund - Monthly Expenditure Overview

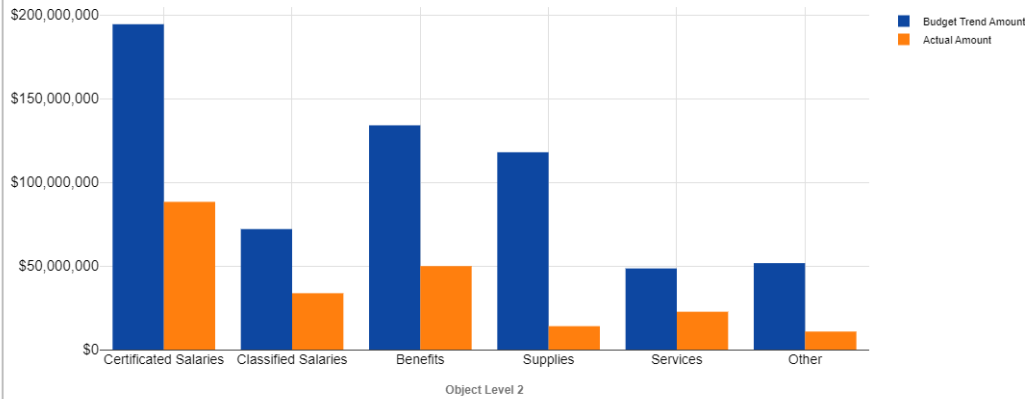
Total YTD Expenses  
**\$219,305,743**

YTD Salaries & Benefits  
**\$171,901,108**

YTD Supplies & Services  
**\$36,622,472**

YTD Other Expenses  
**\$10,782,163**

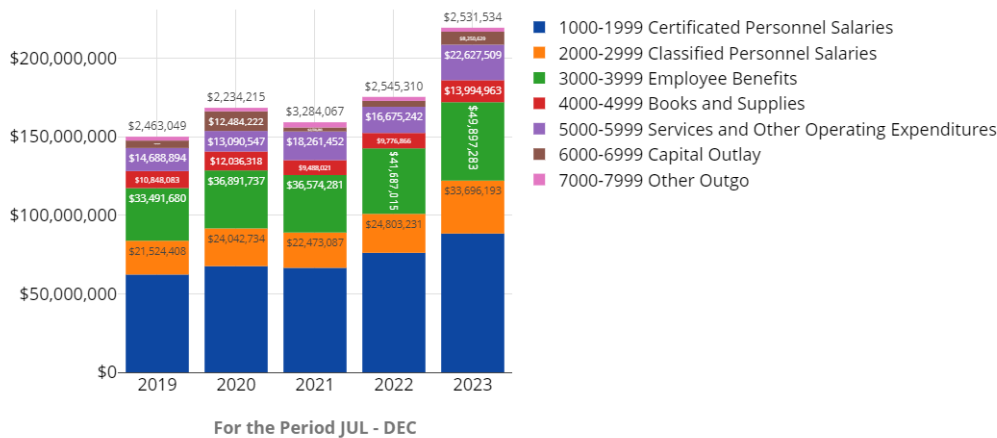
2022-23 Budget vs Actual Expenditures



Unrestricted & Restricted YTD Expenses



YTD Expenses by Object



Object Level 2	For the Period JUL - DEC				
	YTD Amount				
	2019	2020	2021	2022	2023
1000-1999 Certificated Personnel Salaries	\$62,213,236	\$67,551,963	\$66,485,589	\$76,044,514	\$88,307,632
2000-2999 Classified Personnel Salaries	\$21,524,408	\$24,042,734	\$22,473,087	\$24,803,231	\$33,696,193
3000-3999 Employee Benefits	\$33,491,680	\$36,891,737	\$36,574,281	\$41,687,015	\$49,897,283
4000-4999 Books and Supplies	\$10,848,083	\$12,036,318	\$9,488,021	\$9,776,866	\$13,994,963
5000-5999 Services and Other Operating Expenditures	\$14,688,894	\$13,090,547	\$18,261,452	\$16,675,242	\$22,627,509
6000-6999 Capital Outlay	\$4,714,763	\$12,484,222	\$2,558,280	\$3,740,279	\$8,250,629
7000-7999 Other Outgo	\$2,463,049	\$2,234,215	\$3,284,067	\$2,545,310	\$2,531,534