

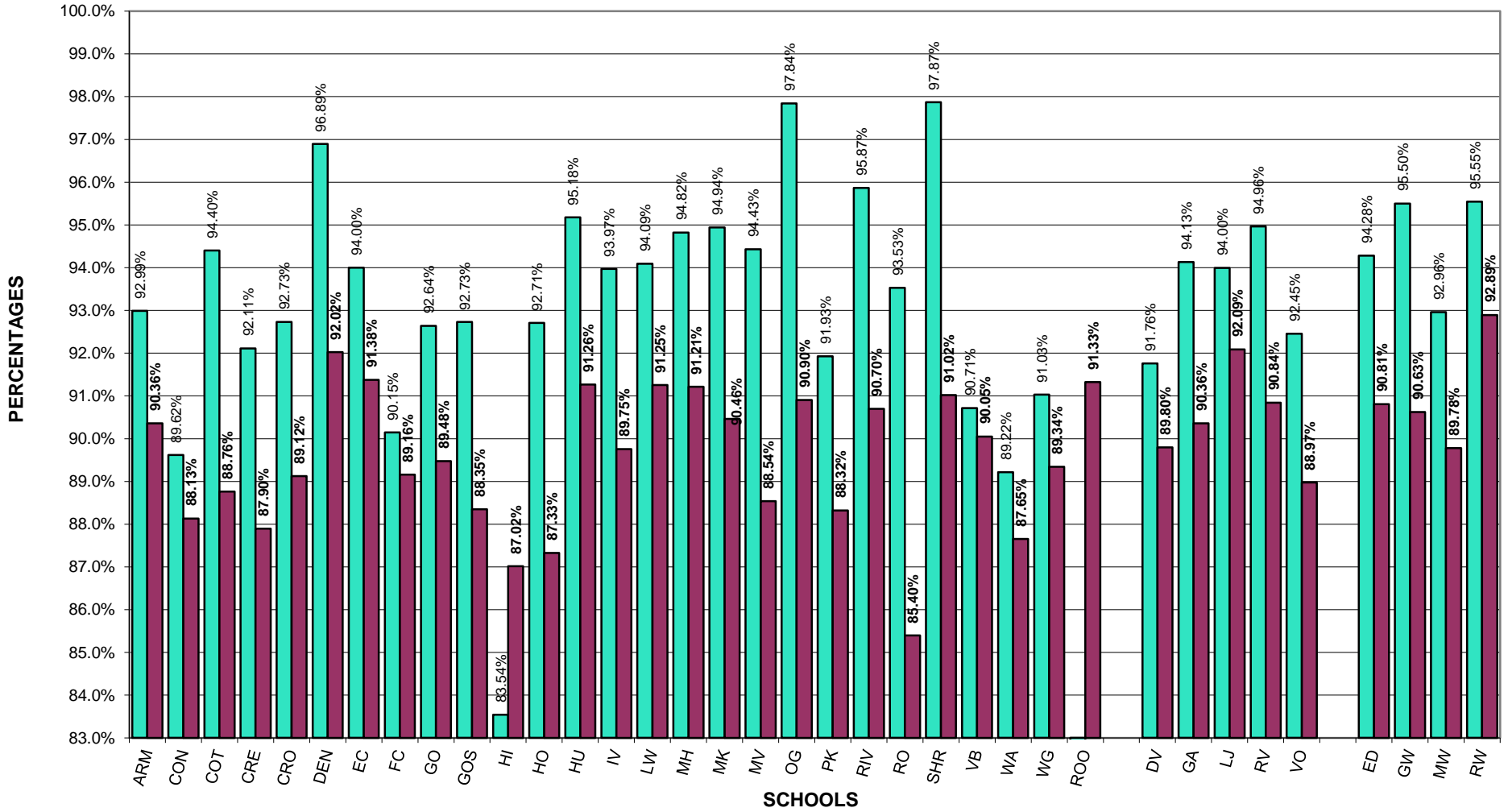
COMPARISON SUMMARY OF ACTUAL ATTENDANCE CURRENT TO PRIOR YEAR

CURRENT TO BASE YEAR MONTH 10

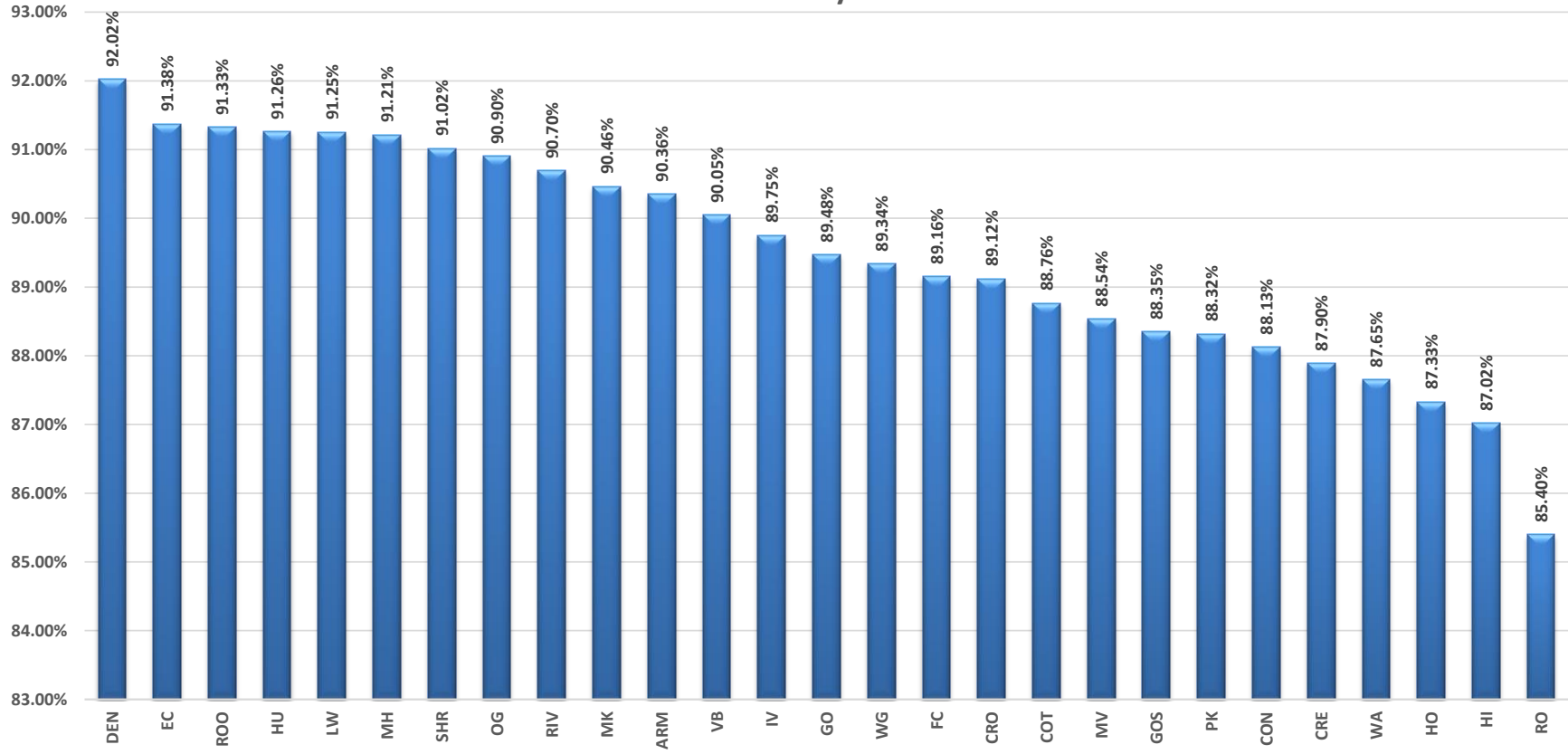
| | MONTHLY | | | CUMULATIVE | | | | | | |
|----------------------------|----------------|----------------|------------------|----------------|----------------|------------------|--|------------------|----------------|------------------|
| | 2020-21 | 2021-22 | BETTER/ WORSE | 2018-19 | 2019-20 | BETTER/ WORSE | 2020-21 | BETTER/ WORSE | 2021-22 | BETTER/ WORSE |
| | % OF ACTUAL | % OF ACTUAL | | % OF ACTUAL | % OF ACTUAL | | % OF ACTUAL | | % OF ACTUAL | |
| ELEMENTARY | | | | | | | | | | |
| ANNIE MITCHELL | 91.85% | 92.26% | 0.41% | 95.67% | 0.00% | -95.67% | 92.99% | 92.99% | 90.36% | -2.63% |
| CONYER | 87.84% | 92.34% | 4.50% | 95.46% | 0.00% | -95.46% | 89.62% | 89.62% | 88.13% | -1.48% |
| COTTONWOOD CRK | 93.74% | 92.14% | -1.60% | 95.95% | 0.00% | -95.95% | 94.40% | 94.40% | 88.76% | -5.64% |
| CRESTWOOD | 89.64% | 91.05% | 1.42% | 95.16% | 0.00% | -95.16% | 92.11% | 92.11% | 87.90% | -4.22% |
| CROWLEY | 90.02% | 92.47% | 2.45% | 96.56% | 0.00% | -96.56% | 92.73% | 92.73% | 89.12% | -3.61% |
| DENTON | 95.78% | 95.04% | -0.73% | 0.00% | 0.00% | 0.00% | 96.89% | 96.89% | 92.02% | -4.87% |
| ELBOW CREEK | 92.84% | 93.24% | 0.41% | 96.18% | 0.00% | -96.18% | 94.00% | 94.00% | 91.38% | -2.63% |
| FOUR CREEKS | 88.60% | 92.00% | 3.40% | 95.29% | 0.00% | -95.29% | 90.15% | 90.15% | 89.16% | -0.99% |
| GOLDEN OAK | 91.06% | 92.21% | 1.15% | 94.53% | 0.00% | -94.53% | 92.64% | 92.64% | 89.48% | -3.16% |
| GOSHEN | 91.21% | 92.78% | 1.57% | 95.07% | 0.00% | -95.07% | 92.73% | 92.73% | 88.35% | -4.38% |
| HIGHLAND | 84.75% | 92.36% | 7.62% | 94.90% | 0.00% | -94.90% | 83.54% | 83.54% | 87.02% | 3.48% |
| HOUSTON | 91.44% | 91.78% | 0.34% | 95.59% | 0.00% | -95.59% | 92.71% | 92.71% | 87.33% | -5.38% |
| HURLEY | 92.69% | 92.72% | 0.03% | 96.62% | 0.00% | -96.62% | 95.18% | 95.18% | 91.26% | -3.91% |
| IVANHOE | 93.10% | 91.30% | -1.80% | 95.24% | 0.00% | -95.24% | 93.97% | 93.97% | 89.75% | -4.22% |
| LINWOOD | 93.27% | 93.68% | 0.41% | 96.08% | 0.00% | -96.08% | 94.09% | 94.09% | 91.25% | -2.84% |
| MANUEL HERNANDEZ | 93.41% | 94.37% | 0.96% | 96.01% | 0.00% | -96.01% | 94.82% | 94.82% | 91.21% | -3.61% |
| MINERAL KING | 94.46% | 92.97% | -1.49% | 95.90% | 0.00% | -95.90% | 94.94% | 94.94% | 90.46% | -4.48% |
| MT. VIEW | 93.06% | 93.48% | 0.41% | 95.98% | 0.00% | -95.98% | 94.43% | 94.43% | 88.54% | -5.89% |
| OAK GROVE | 97.56% | 92.37% | -5.20% | 96.50% | 0.00% | -96.50% | 97.84% | 97.84% | 90.90% | -6.94% |
| PINKHAM | 89.41% | 91.86% | 2.45% | 94.70% | 0.00% | -94.70% | 91.93% | 91.93% | 88.32% | -3.61% |
| RIVERWAY | 95.15% | 93.87% | -1.28% | 95.63% | 0.00% | -95.63% | 95.87% | 95.87% | 90.70% | -5.17% |
| ROYAL OAKS | 91.46% | 87.22% | -4.24% | 94.77% | 0.00% | -94.77% | 93.53% | 93.53% | 85.40% | -8.13% |
| SHANNON RANCH | 96.47% | 95.22% | -1.25% | 96.04% | 0.00% | -96.04% | 97.87% | 97.87% | 91.02% | -6.85% |
| VEVA BLUNT | 89.79% | 92.59% | 2.80% | 94.71% | 0.00% | -94.71% | 90.71% | 90.71% | 90.05% | -0.66% |
| WASHINGTON | 88.63% | 90.32% | 1.68% | 95.15% | 0.00% | -95.15% | 89.22% | 89.22% | 87.65% | -1.56% |
| WILLOW GLEN | 88.71% | 92.00% | 3.29% | 95.22% | 0.00% | -95.22% | 91.03% | 91.03% | 89.34% | -1.69% |
| ROYAL OAKS ONLINE | 0.00% | 89.32% | 89.32% | 0.00% | 0.00% | 0.00% | 0.00% | 0.00% | 91.33% | 91.33% |
| MIDDLE SCHOOL | | | | | | | | | | |
| DIVISADERO | 89.03% | 93.16% | 4.13% | 94.58% | 0.00% | -94.58% | 91.76% | 91.76% | 89.80% | -1.97% |
| GREEN ACRES | 90.58% | 92.45% | 1.86% | 96.06% | 0.00% | -96.06% | 94.13% | 94.13% | 90.36% | -3.78% |
| LA JOYA | 91.27% | 93.60% | 2.33% | 96.15% | 0.00% | -96.15% | 94.00% | 94.00% | 92.09% | -1.91% |
| RIDGEVIEW | 93.37% | 92.36% | -1.01% | 96.49% | 0.00% | -96.49% | 94.96% | 94.96% | 90.84% | -4.12% |
| VALLEY OAK | 90.77% | 90.72% | -0.05% | 94.82% | 0.00% | -94.82% | 92.45% | 92.45% | 88.97% | -3.48% |
| HIGH SCHOOL | | | | | | | | | | |
| EL DIAMANTE | 91.21% | 92.53% | 1.32% | 95.45% | 0.00% | -95.45% | 94.28% | 94.28% | 90.81% | -3.47% |
| GOLDEN WEST | 93.96% | 92.05% | -1.92% | 95.38% | 0.00% | -95.38% | 95.50% | 95.50% | 90.63% | -4.87% |
| MT. WHITNEY | 90.42% | 91.13% | 0.72% | 95.41% | 0.00% | -95.41% | 92.96% | 92.96% | 89.78% | -3.18% |
| REDWOOD | 93.34% | 94.65% | 1.31% | 96.46% | 0.00% | -96.46% | 95.55% | 95.55% | 92.89% | -2.65% |
| EDUCATIONAL OPTIONS | | | | | | | Cumulative District Total Avg to date | 93.76% | 90.22% | -3.54% |
| CHARTER HOME | 98.20% | 99.04% | 0.84% | 97.15% | 0.00% | -97.15% | 98.78% | 98.78% | 97.99% | -0.79% |
| GLOBAL LEARNING | 91.53% | 93.38% | 1.85% | 95.72% | 0.00% | -95.72% | 92.57% | 92.57% | 90.57% | -2.00% |
| INDEPENDENT STY | 90.01% | 94.76% | 4.75% | 94.55% | 0.00% | -94.55% | 92.10% | 92.10% | 93.90% | 1.79% |
| VTEC | 90.30% | 91.62% | 1.32% | 95.02% | 0.00% | -95.02% | 94.46% | 94.46% | 90.58% | -3.89% |
| CREEKSIDE | 57.00% | 80.03% | 23.03% | 0.00% | 0.00% | 0.00% | 64.17% | 64.17% | 64.38% | 0.21% |

PERCENT OF ACTUAL ATTENDANCE

2021-22 Month 10

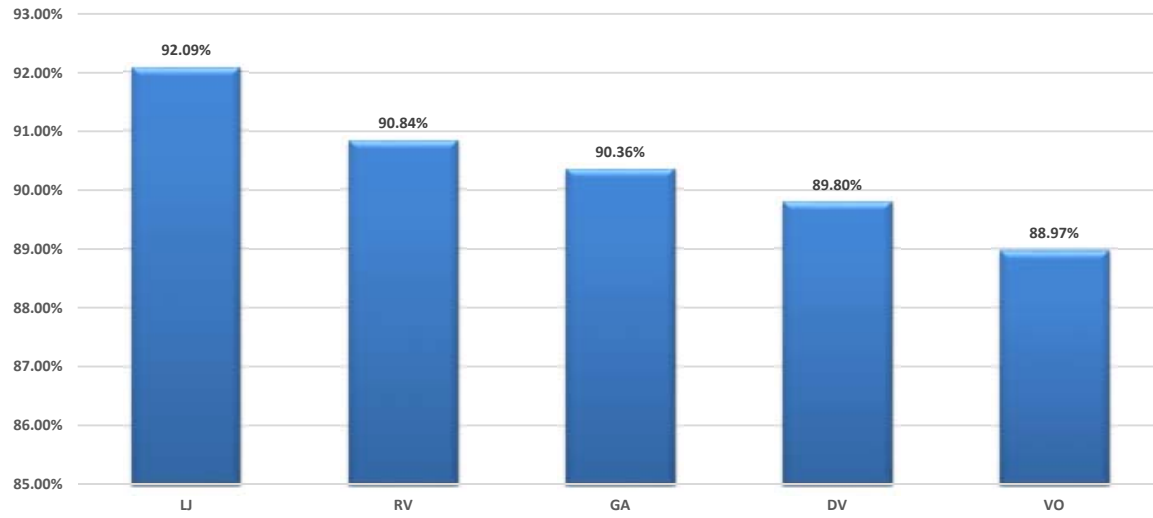


21-22 Month 10 Cumulative Actual Elementary Schools



Elementary Schools

**21-22 Month 10
Cumulative Actual
Middle Schools**



**21-22 Month 10
Cumulative Actual
High Schools**

