

## COMPARISON SUMMARY OF ACTUAL ATTENDANCE CURRENT TO PRIOR YEAR

### CURRENT TO BASE YEAR MONTH 2

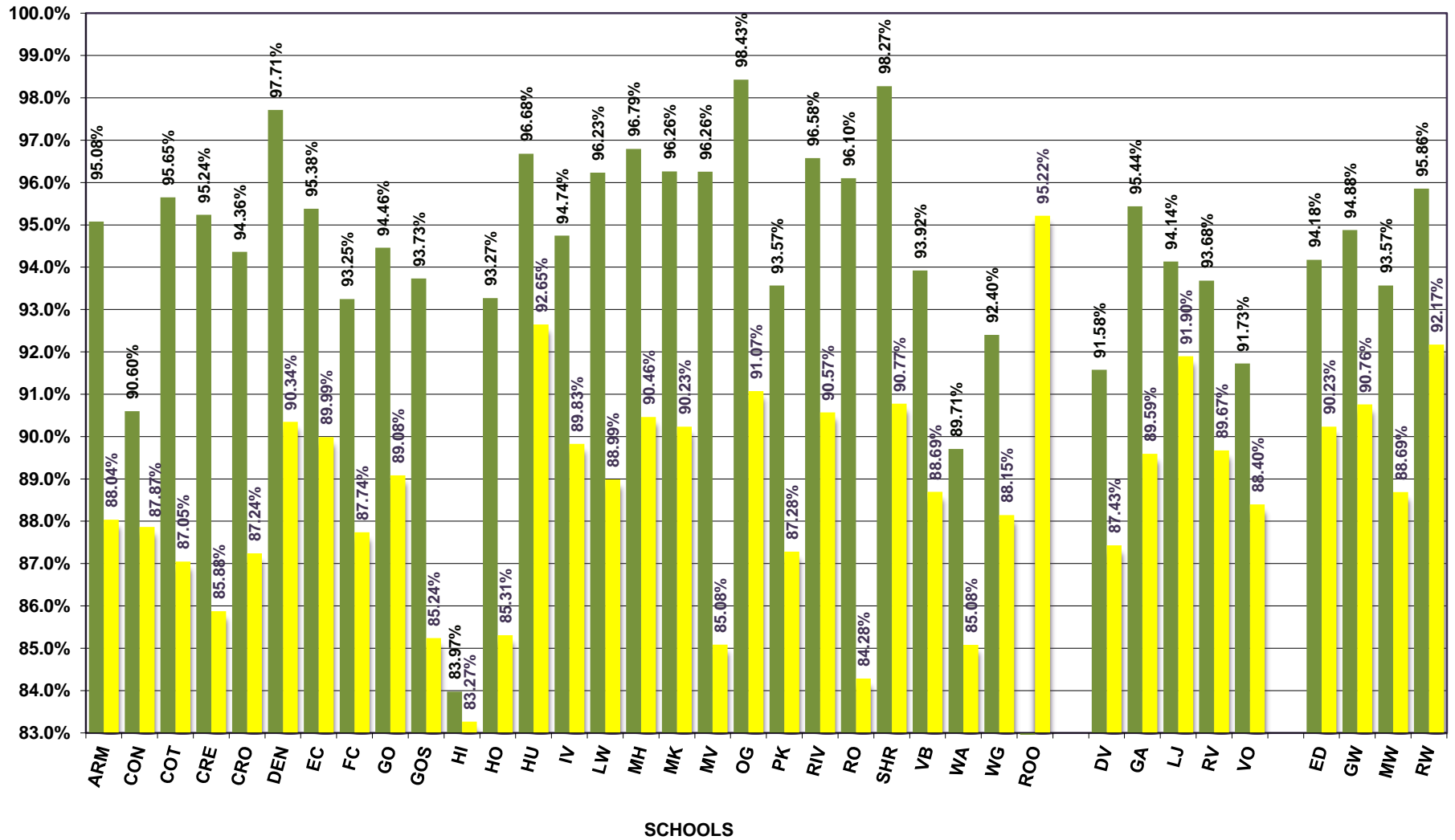
	MONTHLY			CUMULATIVE										
	2020-21 % OF ACTUAL	2021-22 % OF ACTUAL	BETTER/ WORSE	2018-19 % OF ACTUAL	2019-20 % OF ACTUAL	BETTER/ WORSE	2020-21 % OF ACTUAL	BETTER/ WORSE	2021-22 % OF ACTUAL	BETTER/ WORSE				
<b>ELEMENTARY</b>														
ANNIE MITCHELL	93.16%	88.61%	-4.56%	97.12%	96.65%	-0.47%	95.08%	-1.58%	88.04%	-7.04%	ARM			
CONYER	90.67%	87.20%	-3.47%	96.34%	96.72%	0.38%	90.60%	-6.13%	87.87%	-2.73%	CON			
COTTONWOOD CRK	96.09%	88.24%	-7.86%	96.92%	96.97%	0.05%	95.65%	-1.32%	87.05%	-8.60%	COT			
CRESTWOOD	94.02%	86.20%	-7.82%	96.54%	96.53%	0.00%	95.24%	-1.30%	85.88%	-9.36%	CRE			
CROWLEY	94.42%	86.68%	-7.74%	97.57%	97.77%	0.20%	94.36%	-3.41%	87.24%	-7.12%	CRO			
DENTON	98.30%	92.84%	-5.46%	0.00%	96.64%	96.64%	97.71%	1.07%	90.34%	-7.37%	DEN			
ELBOW CREEK	94.52%	91.71%	-2.80%	97.01%	95.34%	-1.67%	95.38%	0.04%	89.99%	-5.39%	EC			
FOUR CREEKS	92.30%	89.67%	-2.63%	96.24%	96.75%	0.51%	93.25%	-3.50%	87.74%	-5.51%	FC			
GOLDEN OAK	94.04%	90.18%	-3.87%	96.16%	96.11%	-0.06%	94.46%	-1.65%	89.08%	-5.38%	GO			
GOSHEN	93.69%	87.22%	-6.47%	96.37%	96.61%	0.24%	93.73%	-2.88%	85.24%	-8.50%	GOS			
HIGHLAND	84.32%	83.16%	-1.16%	96.57%	96.20%	-0.37%	83.97%	-12.23%	83.27%	-0.71%	HI			
HOUSTON	92.96%	84.70%	-8.26%	96.67%	96.64%	-0.03%	93.27%	-3.37%	85.31%	-7.96%	HO			
HURLEY	97.24%	93.26%	-3.98%	97.61%	97.06%	-0.54%	96.68%	-0.38%	92.65%	-4.03%	HU			
IVANHOE	94.41%	90.82%	-3.59%	96.14%	96.59%	0.44%	94.74%	-1.84%	89.83%	-4.91%	IV			
LINWOOD	95.72%	88.07%	-7.65%	97.13%	96.93%	-0.19%	96.23%	-0.70%	88.99%	-7.25%	LW			
MANUEL HERNANDEZ	96.51%	90.59%	-5.93%	97.34%	97.33%	-0.01%	96.79%	-0.54%	90.46%	-6.33%	MH			
MINERAL KING	96.66%	90.06%	-6.59%	97.17%	96.90%	-0.27%	96.26%	-0.63%	90.23%	-6.03%	MK			
MT. VIEW	95.55%	85.96%	-9.59%	97.28%	96.81%	-0.47%	96.26%	-0.56%	85.08%	-11.17%	MV			
OAK GROVE	98.19%	90.96%	-7.23%	97.14%	97.98%	0.84%	98.43%	0.45%	91.07%	-7.36%	OG			
PINKHAM	94.34%	87.56%	-6.77%	95.09%	96.33%	1.24%	93.57%	-2.76%	87.28%	-6.29%	PK			
RIVERWAY	97.81%	91.15%	-6.66%	97.02%	96.78%	-0.24%	96.58%	-0.20%	90.57%	-6.01%	RIV			
ROYAL OAKS	95.35%	83.78%	-11.57%	95.48%	96.34%	0.86%	96.10%	-0.24%	84.28%	-11.82%	RO			
SHANNON RANCH	98.67%	90.19%	-8.48%	97.12%	97.20%	0.08%	98.27%	1.07%	90.77%	-7.50%	SHR			
VEVA BLUNT	94.16%	89.56%	-4.60%	95.82%	96.33%	0.51%	93.92%	-2.41%	88.69%	-5.22%	VB			
WASHINGTON	90.11%	81.84%	-8.27%	95.94%	95.95%	0.00%	89.71%	-6.24%	85.08%	-4.63%	WA			
WILLOW GLEN	93.37%	88.27%	-5.09%	96.67%	96.29%	-0.38%	92.40%	-3.88%	88.15%	-4.26%	WG			
Royal Oaks Online	0.00%	94.09%	94.09%	0.00%	0.00%	0.00%	0.00%	0.00%	95.22%	95.22%	ROO			
<b>MIDDLE SCHOOL</b>														
DIVISADERO	92.39%	88.58%	-3.81%	95.78%	96.49%	0.71%	91.58%	-4.92%	87.43%	-4.15%	DV			
GREEN ACRES	95.17%	89.45%	-5.72%	96.79%	96.81%	0.01%	95.44%	-1.37%	89.59%	-5.85%	GA			
LA JOYA	95.66%	92.17%	-3.49%	97.14%	97.08%	-0.06%	94.14%	-2.94%	91.90%	-2.24%	LJ			
RIDGEVIEW	96.55%	89.55%	-7.00%	97.13%	96.52%	-0.61%	93.68%	-2.83%	89.67%	-4.01%	RV			
VALLEY OAK	92.59%	87.62%	-4.97%	95.49%	95.35%	-0.13%	91.73%	-3.62%	88.40%	-3.33%	VO			
<b>HIGH SCHOOL</b>														
EL DIAMANTE	94.08%	90.95%	-3.13%	96.19%	96.72%	0.53%	94.18%	-2.55%	90.23%	-3.94%	ED			
GOLDEN WEST	95.58%	90.44%	-5.14%	96.00%	95.92%	-0.08%	94.88%	-1.05%	90.76%	-4.12%	GW			
MT. WHITNEY	93.20%	88.09%	-5.11%	96.06%	96.08%	0.03%	93.57%	-2.51%	88.69%	-4.88%	MW			
REDWOOD	95.76%	92.58%	-3.19%	97.34%	97.26%	-0.08%	95.86%	-1.40%	92.17%	-3.68%	RW			
<b>EDUCATIONAL OPTIONS</b>							<b>Cumulative District Total Avg to date</b>		<b>94.57%</b>		<b>89.29%</b>		<b>-5.28%</b>	
CHARTER HOME	99.68%	98.68%	-1.00%	96.51%	97.90%	1.39%	99.05%	1.15%	98.26%	-0.79%	CHS			
GLOBAL LEARNING	93.69%	90.44%	-3.25%	96.90%	96.57%	-0.34%	94.51%	-2.06%	88.93%	-5.58%	GLC			
INDEPENDENT STY	92.07%	92.82%	0.75%	94.75%	95.11%	0.36%	92.76%	-2.35%	92.23%	-0.53%	VCIS			
VTEC	95.55%	89.27%	-6.28%	95.77%	96.13%	0.35%	95.72%	-0.41%	90.35%	-5.37%	*VTEC			
CREEKSIDE	61.51%	52.53%	-8.98%	0.00%	65.01%	65.01%	65.59%	0.58%	54.07%	-11.52%	CREEK			

# PERCENT OF ACTUAL ATTENDANCE

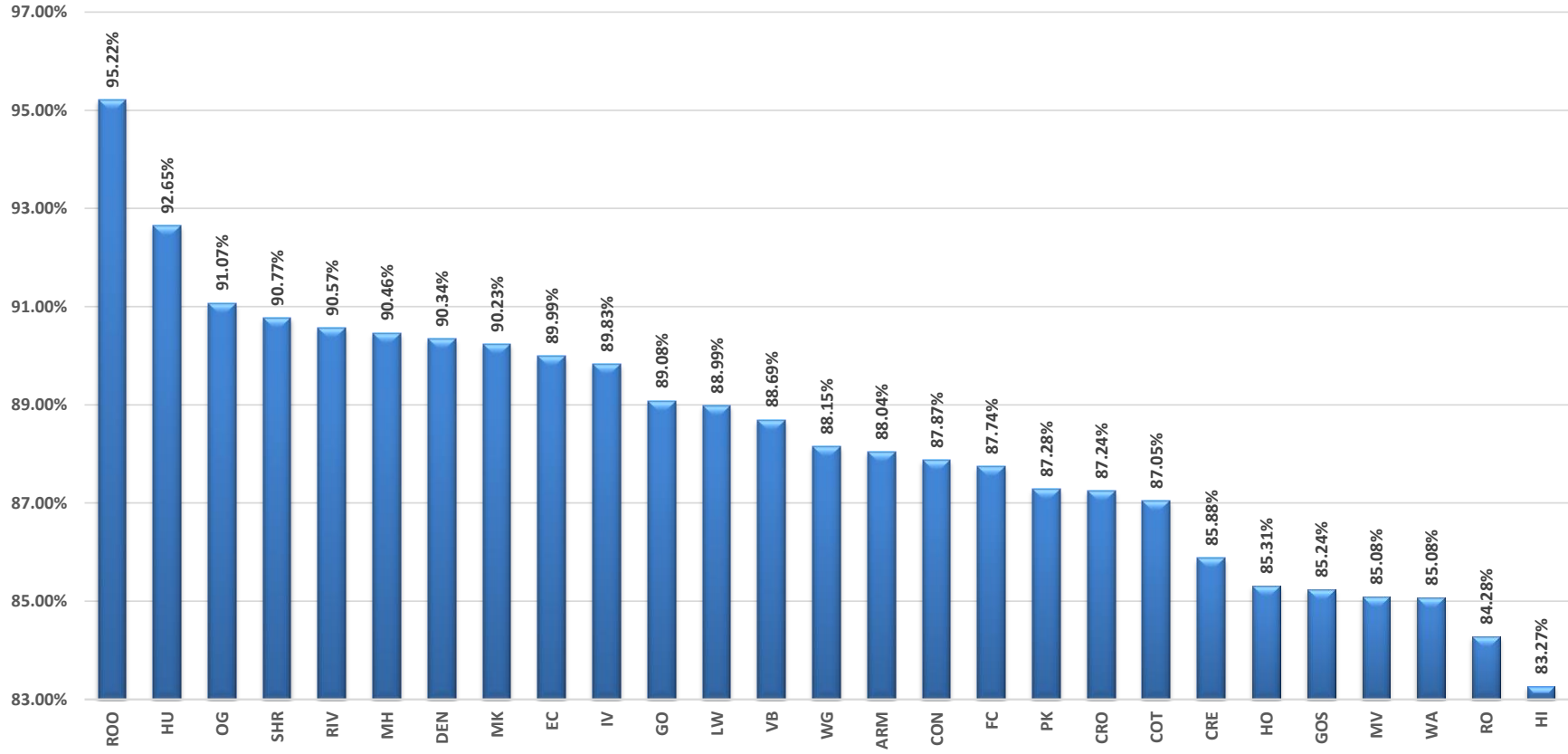
2020-21 2021-22

2021-22 Month 2

PERCENTAGES

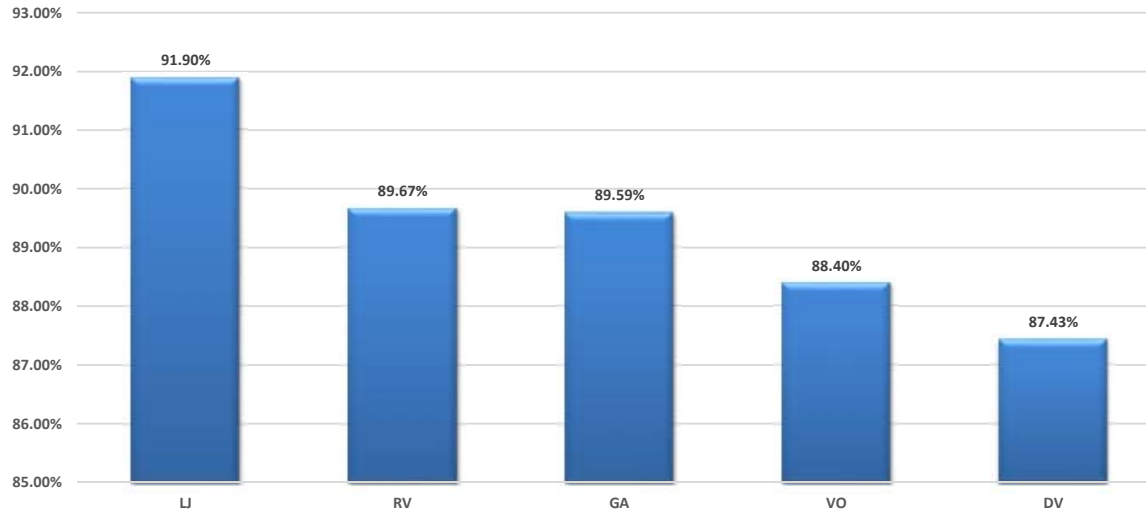


## 21-22 Month 2 Cumulative Actual Elementary Schools



Elementary Schools

**21-22 Month 2  
Cumulative  
Middle Schools**



**21-22 Month 2  
Cumulative  
High Schools**

