

COMPARISON SUMMARY OF ACTUAL ATTENDANCE

CURRENT TO PRIOR YEAR

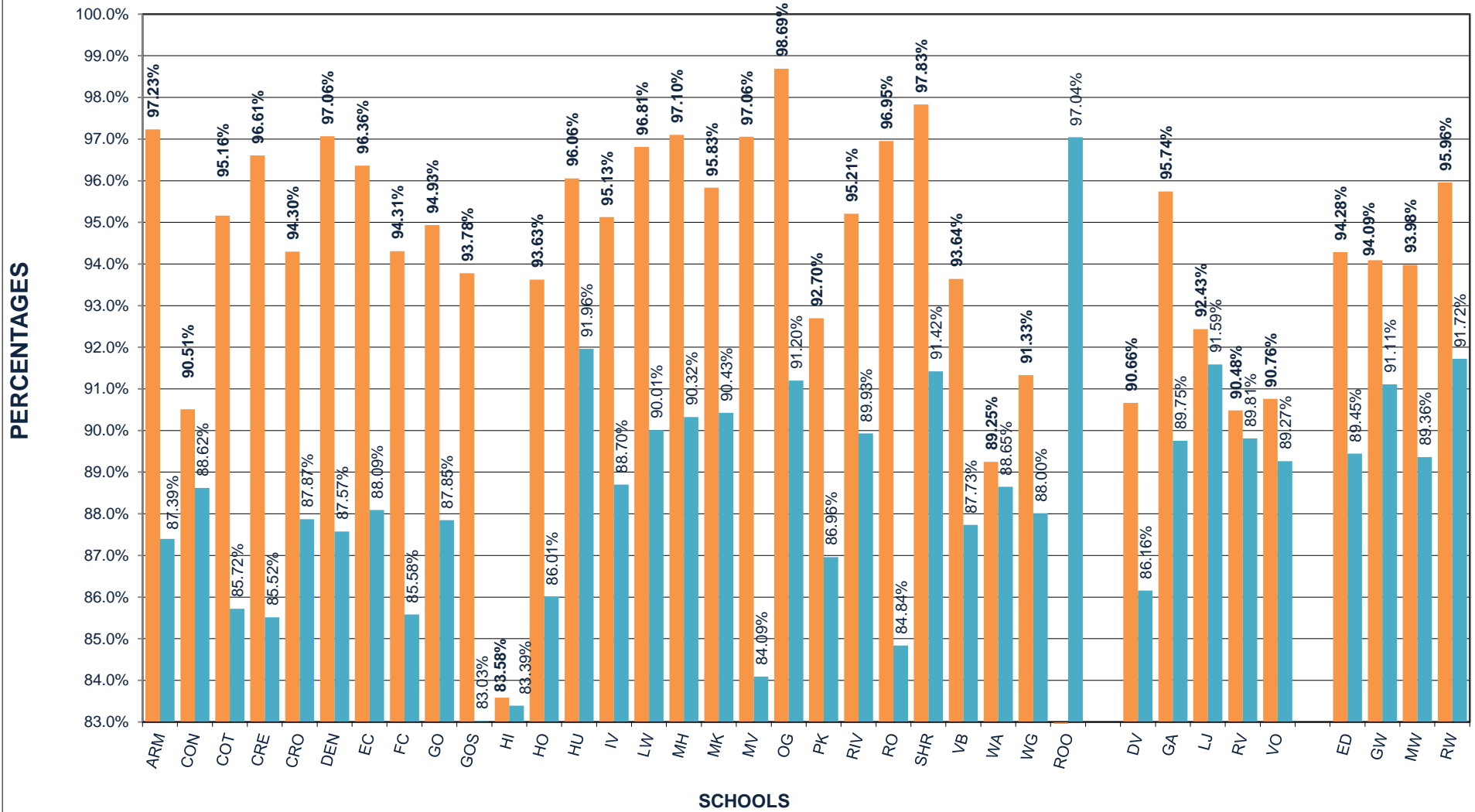
CURRENT TO BASE YEAR MONTH 1

	MONTHLY			CUMULATIVE							
	2020-21	2021-22	BETTER/ WORSE	2018-19	2019-20	BETTER/ WORSE	2020-21	BETTER/ WORSE	2021-22	BETTER/ WORSE	
	% OF ACTUAL	% OF ACTUAL		% OF ACTUAL	% OF ACTUAL		% OF ACTUAL		% OF ACTUAL		
ELEMENTARY											
ANNIE R. MITCHELL	97.23%	87.39%	-9.84%	97.51%	97.02%	-0.49%	97.23%	0.21%	87.39%	-9.84%	ARM
CONYER	90.51%	88.62%	-1.89%	96.12%	97.24%	1.12%	90.51%	-6.73%	88.62%	-1.89%	CON
COTTONWOOD CREEK	95.16%	85.72%	-9.44%	97.21%	97.49%	0.28%	95.16%	-2.32%	85.72%	-9.44%	COT
CRESTWOOD	96.61%	85.52%	-11.09%	96.64%	96.68%	0.05%	96.61%	-0.08%	85.52%	-11.09%	CRE
CROWLEY	94.30%	87.87%	-6.43%	97.85%	98.21%	0.36%	94.30%	-3.91%	87.87%	-6.43%	CRO
DENTON	97.06%	87.57%	-9.49%	0.00%	97.47%	97.47%	97.06%	-0.41%	87.57%	-9.49%	DEN
ELBOW CREEK	96.36%	88.09%	-8.27%	97.49%	95.97%	-1.52%	96.36%	0.40%	88.09%	-8.27%	EC
FOUR CREEKS	94.31%	85.58%	-8.73%	96.68%	96.99%	0.31%	94.31%	-2.68%	85.58%	-8.73%	FC
GOLDEN OAK	94.93%	87.85%	-7.08%	96.55%	96.74%	0.19%	94.93%	-1.80%	87.85%	-7.08%	GO
GOSHEN	93.78%	83.03%	-10.75%	96.61%	97.17%	0.56%	93.78%	-3.39%	83.03%	-10.75%	GOS
HIGHLAND	83.58%	83.39%	-0.19%	97.03%	96.14%	-0.89%	83.58%	-12.56%	83.39%	-0.19%	HI
HOUSTON	93.63%	86.01%	-7.62%	96.73%	96.86%	0.13%	93.63%	-3.23%	86.01%	-7.62%	HO
HURLEY	96.06%	91.96%	-4.09%	97.49%	97.59%	0.10%	96.06%	-1.53%	91.96%	-4.09%	HU
IVANHOE	95.13%	88.70%	-6.42%	96.48%	96.49%	0.01%	95.13%	-1.36%	88.70%	-6.42%	IV
LINWOOD	96.81%	90.01%	-6.80%	97.17%	97.24%	0.08%	96.81%	-0.43%	90.01%	-6.80%	LW
MANUEL F. HERNANDEZ	97.10%	90.32%	-6.78%	97.73%	97.92%	0.20%	97.10%	-0.82%	90.32%	-6.78%	MH
MINERAL KING	95.83%	90.43%	-5.40%	97.35%	97.59%	0.23%	95.83%	-1.76%	90.43%	-5.40%	MK
MT. VIEW	97.06%	84.09%	-12.97%	97.31%	96.92%	-0.39%	97.06%	0.13%	84.09%	-12.97%	MV
OAK GROVE	98.69%	91.20%	-7.49%	97.31%	98.43%	1.11%	98.69%	0.27%	91.20%	-7.49%	OG
PINKHAM	92.70%	86.96%	-5.74%	95.87%	96.56%	0.70%	92.70%	-3.86%	86.96%	-5.74%	PK
RIVERWAY	95.21%	89.93%	-5.28%	97.27%	97.09%	-0.18%	95.21%	-1.89%	89.93%	-5.28%	RIV
ROYAL OAKS	96.95%	84.84%	-12.12%	95.66%	96.50%	0.84%	96.95%	0.45%	84.84%	-12.12%	RO
SHANNON RANCH	97.83%	91.42%	-6.41%	97.36%	97.46%	0.10%	97.83%	0.37%	91.42%	-6.41%	SHR
VEVA BLUNT	93.64%	87.73%	-5.91%	96.64%	96.35%	-0.29%	93.64%	-2.71%	87.73%	-5.91%	VB
WASHINGTON	89.25%	88.65%	-0.60%	96.30%	96.11%	-0.19%	89.25%	-6.86%	88.65%	-0.60%	WA
WILLOW GLEN	91.33%	88.00%	-3.33%	97.27%	97.35%	0.08%	91.33%	-6.02%	88.00%	-3.33%	WG
Royal Oaks Online	0.00%	97.04%	97.04%	0.00%	0.00%	0.00%	0.00%	0.00%	97.04%	97.04%	ROO
MIDDLE SCHOOL											
DIVISADERO	90.66%	86.16%	-4.51%	95.64%	96.91%	1.28%	90.66%	-6.25%	86.16%	-4.51%	DV
GREEN ACRES	95.74%	89.75%	-5.99%	97.12%	97.11%	-0.01%	95.74%	-1.37%	89.75%	-5.99%	GA
LA JOYA	92.43%	91.59%	-0.85%	97.81%	97.63%	-0.18%	92.43%	-5.19%	91.59%	-0.85%	LJ
RIDGEVIEW	90.48%	89.81%	-0.67%	97.45%	96.96%	-0.49%	90.48%	-6.48%	89.81%	-0.67%	RV
VALLEY OAK	90.76%	89.27%	-1.50%	96.31%	96.21%	-0.10%	90.76%	-5.45%	89.27%	-1.50%	VO
HIGH SCHOOL											
EL DIAMANTE	94.28%	89.45%	-4.84%	96.29%	97.63%	1.33%	94.28%	-3.34%	89.45%	-4.84%	ED
GOLDEN WEST	94.09%	91.11%	-2.98%	96.29%	96.61%	0.31%	94.09%	-2.51%	91.11%	-2.98%	GW
MT. WHITNEY	93.98%	89.36%	-4.62%	96.54%	96.75%	0.20%	93.98%	-2.77%	89.36%	-4.62%	MW
REDWOOD	95.96%	91.72%	-4.24%	97.66%	97.83%	0.17%	95.96%	-1.87%	91.72%	-4.24%	RW
EDUCATIONAL OPTIONS							Cumulative District Total Avg to date	87.23%	89.01%	1.78%	
CHARTER HOME SCHOOL	98.35%	97.77%	-0.58%	97.53%	97.23%	-0.30%	98.35%	1.12%	97.77%	-0.58%	CHS
GLOBAL LEARNING	95.43%	87.26%	-8.17%	97.10%	96.34%	-0.75%	95.43%	-0.91%	87.26%	-8.17%	GLC
INDEPENDENT STUDY	93.59%	91.45%	-2.14%	95.96%	95.46%	-0.49%	93.59%	-1.87%	91.45%	-2.14%	VCIS
VTEC	95.90%	91.55%	-4.35%	97.01%	97.42%	0.41%	95.90%	-1.52%	91.55%	-4.35%	VTEC
CREEKSIDE	69.85%	55.70%	-14.15%	0.00%	72.93%	0.00%	69.85%	-3.08%	55.70%	-14.15%	CREEK

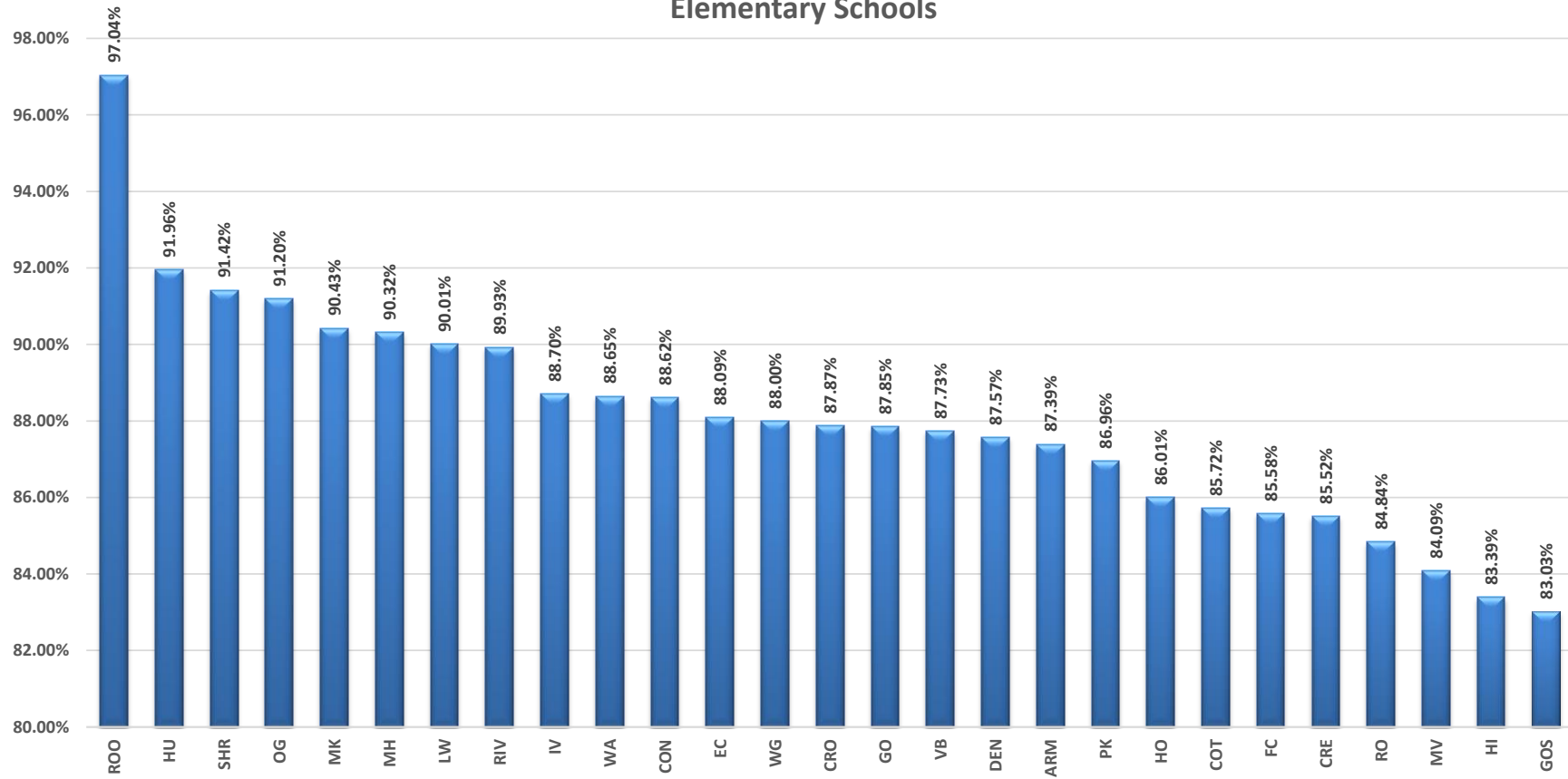
PERCENT OF ACTUAL ATTENDANCE

2021-22 Month 1

2020-21 2021-22

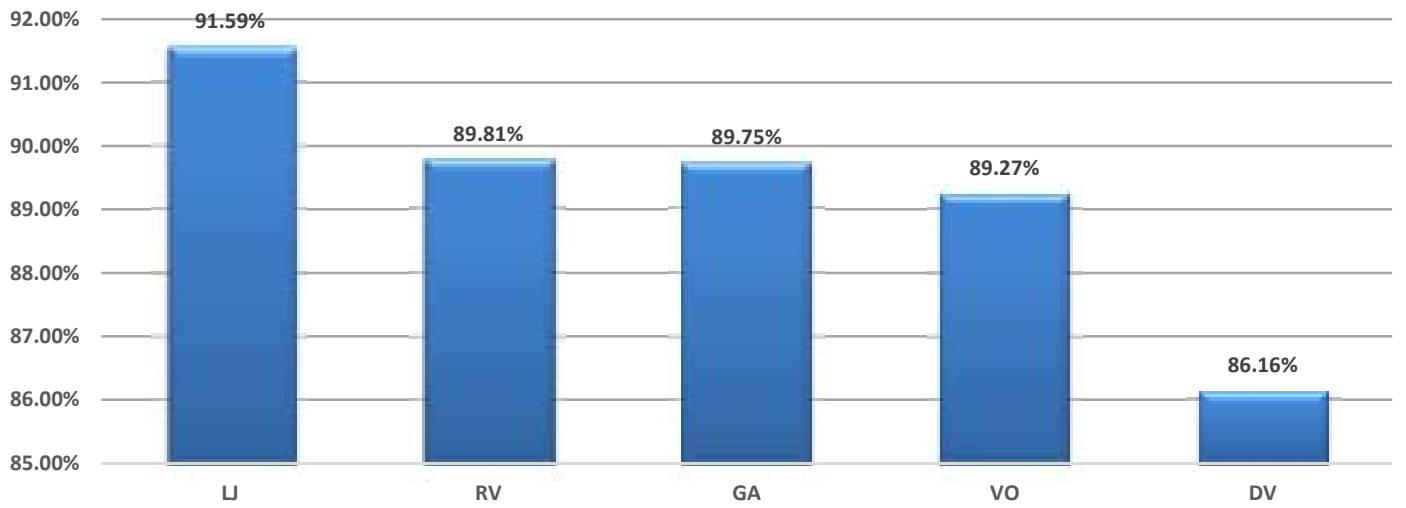


21-22 Month 1 Cumulative Actual Elementary Schools



Elementary Schools

21-22 Month 1 Cumulative Middle Schools



21-22 Month 1 Cumulative High Schools

