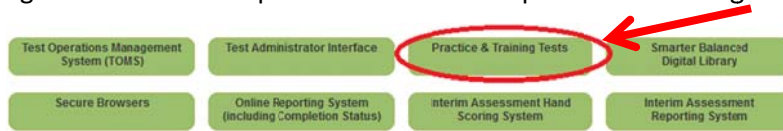


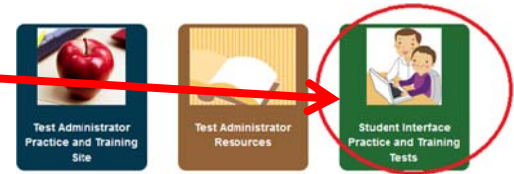
PRACTICE TESTS

Recall that practice and training tests can be experienced an unlimited number of times (i.e. students can take these as many times as they want). These are publically accessible, so parents can also access these links. There is no set up necessary by the teacher. The practice and training tests are encouraged for situations where students need to become re-familiar with the testing interface. Use the practice/training tests prior to using any interim assessment, since interim assessments will generate an actual score for students.

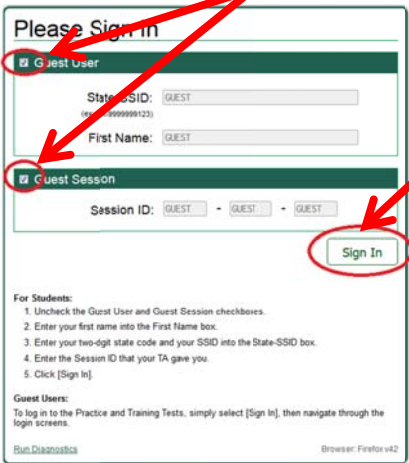
1. Sign in as guest: Navigate to the CAASPP portal and select the “practice & training tests” option:



2. Select the “student interface practice and training tests” option:



3. Leave the default “guest” checkbox settings, and click on the “sign in” button:



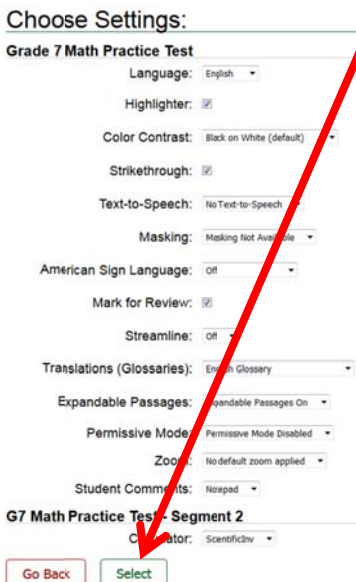
4. Select the appropriate grade level, and click on the “yes” button:



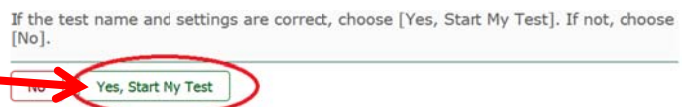
5. Select the desired practice or training test:



6. Review the “setting” options, and click the “select” button:



7. On the next screen, once again review the session and setting information, and click the “yes, start my test” button if ready:



8. Either review the instructions and help topics, or click on the “begin test now” button:

