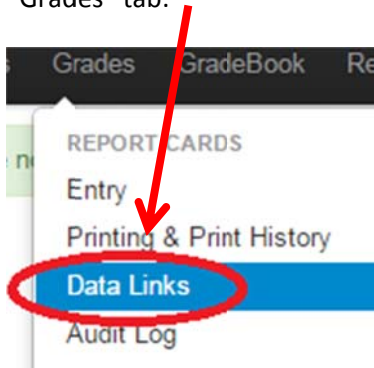
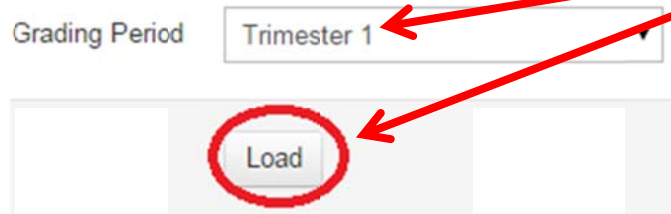


Finding Which Standards Are Linked to the Report Card

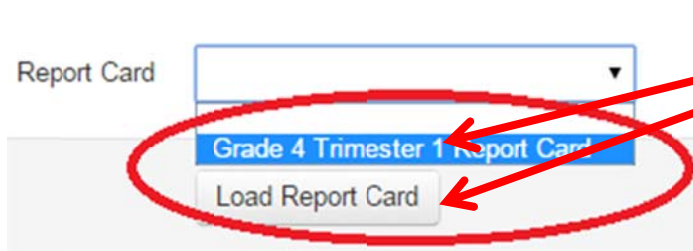
1. Standards that are linked to certain sections of the report card can be viewed at the “Data Links” page of Illuminate. To get there, follow the same initial steps as if linking assessments or gradebooks. Select the “Data Links” option under the “Grades” tab:



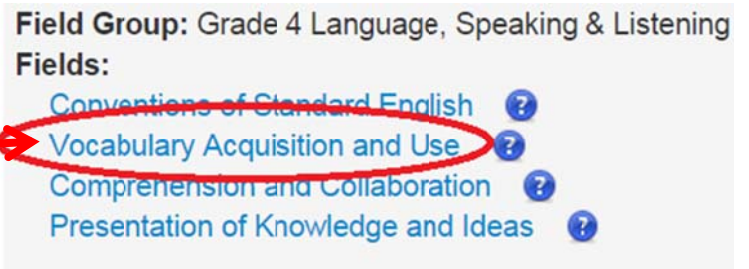
2. Select any Grading Period that you have access to, and click on the “Load” button:



3. Select any report card that you currently have access to, and click on the “Load Report Card” button:



4. If necessary, scroll down to the section of the report card of interest, and click on the words that represents that section of the report card:



The list of standards that reflect that section of the report card is displayed below the section’s title after clicking on the title:

