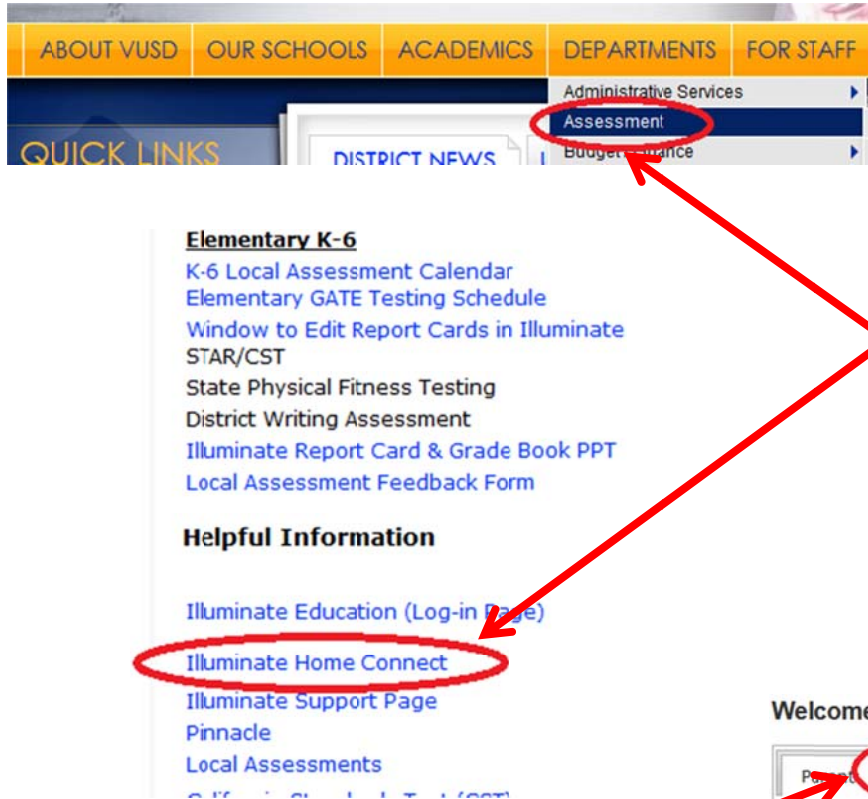


LOGGING INTO THE HOME CONNECT SITE

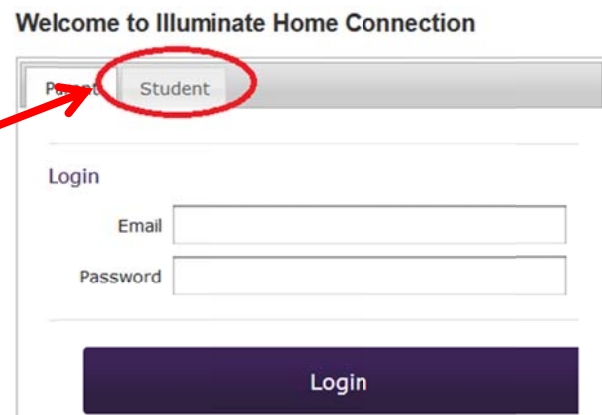
1. If for some reason, the Illuminate icon does not appear on the navigation bar located at the lower portion of the chrome book screen:



2. Students may be directed to navigate to the log-in screen through the district website. Select the "Assessment" link from the district website.

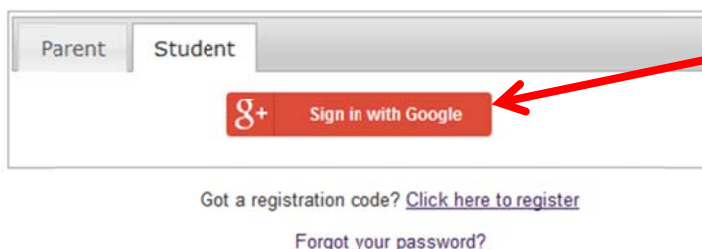
From there scroll down to the "Illuminate Home Connect" link located under the "Helpful Information" section of the screen:

3. Toggle over to the "Student" tab:



This will then be the same location that the icon would have taken the student:

Welcome to Illuminate Home Connection



4. Click on the "Sign in with Google" button, to continue the log-in process:

