

Focus Parent Portal Account Registration

You must have an internet connection and a valid email address to register on the Hendry School District Focus Parent Portal. The supported browsers are Google Chrome, Safari and Mozilla Firefox. Microsoft Internet Explorer is NOT supported.

1. To begin navigate to the following web address:

<https://hendry.focusschoolsoftware.com/focus/auth/>

2. If you have not registered, click the link 'I DO NOT have an Account Registered on the Parent Portal but my child is Actively Enrolled'

Secure | <https://hendry.focusschoolsoftware.com/focus/auth/> ☆



Welcome to the Hendry County District Schools parent registration portal. The Focus Parent Portal is a tool designed to enhance communication and involvement for you in your child's education. This portal will allow you to monitor your child's progress in school by providing timely access to both assignments and grades that are entered by the teacher throughout the grading period. This communication tool will improve your ability to assist your child and to communicate with the teacher if necessary.

If you wish to create a Parent Portal Account, you have two options to choose from:

1. If your child's social security number is on file with the school district and you know your child's Student ID number, you can register from home. By using a valid email address, you can create and activate your account using the attached directions.
2. If you know your child's Student ID number but your child's SSN is not on file with the district or you are not willing to provide the last four digits of your child's Social Security Number, you can create an account from home using the attached directions but will need to visit the school to activate your account.


[I DO NOT have an Account Registered on the Parent Portal but my child is Actively Enrolled](#)

[I have an Account Registered on the Parent Portal but would like to ADD A CHILD](#)

[I have Forgotten My Password and would like to generate a new one](#)

[Haga clic aquí para crear/actualizar su cuenta de portal de padres de Focus en español](#)

3. Parent Information page requires the First Name and Last Name (as they appear on your driver's license) and a valid email address which will receive the auto-generated password upon account registration completion. Click the 'Submit' button once the First Name, Last Name and valid email address are correct.



Please enter your name exactly as it appears on your driver's license as well as a valid email address:

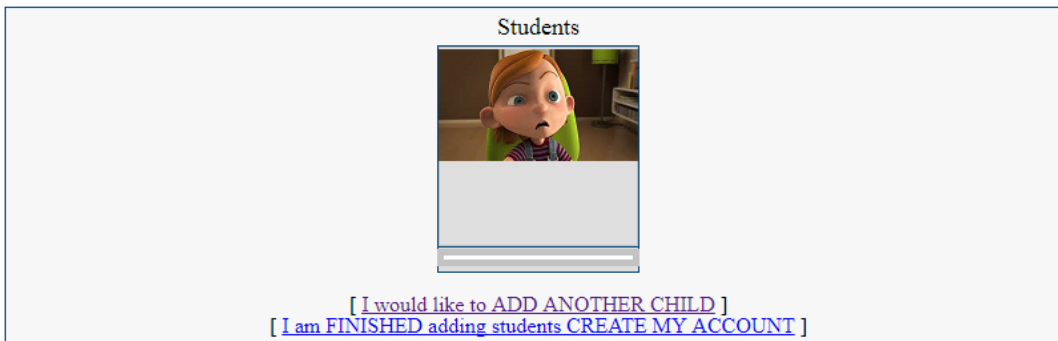
First Name:	<input type="text"/>	(Required)
Middle Name:	<input type="text"/>	(Optional)
Last Name:	<input type="text"/>	(Required)
Email Address	<input type="text"/>	(Required)

4. Your Child Information page requires the last 4 digits of your child's social security number, your child's student ID and your child's birthday. After enter the information, click the 'Add Student' button. If the system does not find a match, this message will be displayed in red. **If you do not know the last 4 digits of your child's social security number or it is not on file, you can continue to create your account, but will have to visit each school with a valid government issued photo ID and the school will verify your account.**

Please enter your child's information:

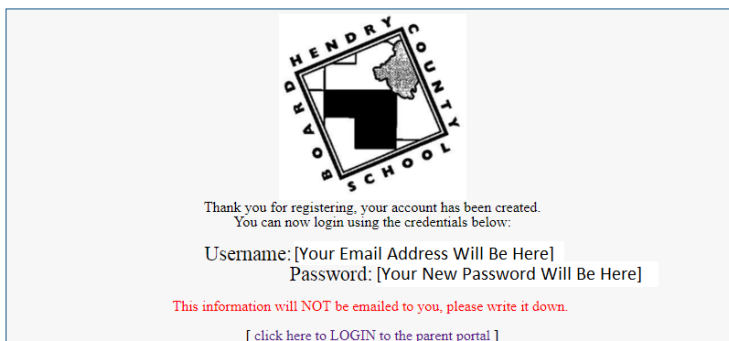
Last 4 Digits of Social Security Number	<input type="text"/>	(If your child does not have an SSN on file or if you don't provide it now, you will need to visit the school with a valid government-issued photo ID)
Student ID	<input type="text"/>	(Required)
Student's Birthday:	January 1 2017	(Required)

5. Child Found page will be displayed with your child's name and image (if available) if the system matches the the last 4 digits of your child's social security number, your child's student ID and your child's birthday from the previous Child Information page.



6. If you have no further children to add, you can click the link 'I am FINISHED adding students. CREATE MY ACCOUNT'. If you have additional children, click the link 'I would like to ADD ANOTHER CHILD' and continue.

7. The Credentials page will display the Username and Password that you will use when you login to the Focus Parent Portal. The Username is the valid Email Address you used in the earlier screen. The Password will be generated automatically from the Focus Parent Portal and will also be displayed.



8. Congratulations! You are now registered and able to login to the parent portal at the address:
<https://hendry.focusschoolsoftware.com/focus/>