



Welcome to a new adventure at Hebron Elementary!

Kindergarten has adapted and changed over the past couple of decades. Students are now expected to read, write in complete sentences, and add/subtract numbers to 10. Your child will bring home books to read to you, a list of 72 words they'll have to remember by sight, and new ways to solve math equations that you weren't taught in school.

We're here to assist our families. Attached you will find academic resources to help with basic concepts that will help prepare your child for the beginning of kindergarten. You can also visit our kindergarten website – [kindergarten.lakewoodlocal.org](http://kindergarten.lakewoodlocal.org) – for additional resources if your child has mastered these basic concepts.

We look forward to working with our new families to make kindergarten a wonderful experience. You will receive a letter from your child's teacher later this summer with a school calendar and a supply list. Until then enjoy the nice weather, complete our suggested summer learning activities, and make sure your child can complete basic self-help tasks (using the restroom, buttoning pants, zipping coat, asking for help, etc.) on their own.

Mrs. Blaine

Mr. Brown


Mrs. Deavers

Mrs. Passwaters

Mrs. Walter

Mrs. Young






# SUMMER LEARNING

**PLEASE COMPLETE THE FOLLOWING ACTIVITIES WEEKLY TO HELP PREPARE FOR KINDERGARTEN! PUT AN X IN EACH BOX AS YOU COMPLETE IT AND BRING THIS BACK TO YOUR TEACHER IN AUGUST FOR A PRIZE.**

Name \_\_\_\_\_

Practice writing your first name daily	Go for a walk and count the different things you see outside	Rainbow write numbers 0-10	Put your lowercase alphabet cards in order weekly	Practice the alphabet on Starfall.com or their ABC app
Practice letter sounds using your alphabet chart weekly	Practice counting to 100 with Jack Hartmann on YouTube	Find and cover letters/sounds on your alphabet chart	Put your number cards in order from 1-10 weekly	Find words you know around town (signs, labels, etc)
Rainbow write uppercase and lowercase letters	Draw a picture of something exciting that happened to you	Put your uppercase alphabet cards in order weekly	Rainbow write your first name with many colors	Practice writing uppercase letters weekly
Practice letters and sounds with Jack Hartmann on YouTube	Put your number cards in order from 10-1 weekly	Draw a picture of your family to share with your class	Count out your snack, then count down as you eat each piece	Read a story with someone special every day
Practice writing numbers 0-10 weekly	Count objects around your house (rooms, doors, windows, etc.)	Practice writing lowercase letters weekly	Sing the ABC Song with your alphabet chart daily	Match your uppercase and lowercase letter cards weekly





# I Can Write My Name

Have your child practice writing their name once per day ☺

①

---

②

---

③

---

④


---

⑤

---

⑥

---



# I Can Write My Name

Have your child practice writing their name once per day ☺

⑦

---

⑧

---

⑨

---

⑩

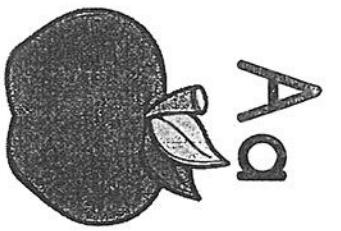
---

⑪


---

⑫


---



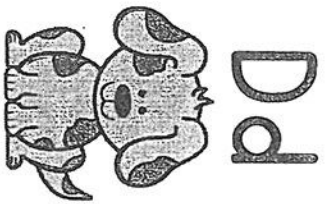
Aa



Bb



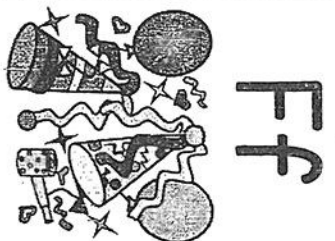
Cc



Dd



Ee




Ff




Gg




Hh



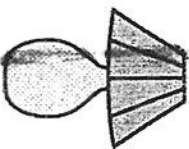
Ii



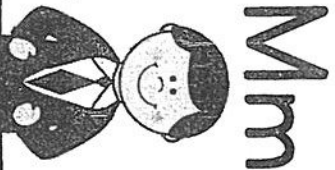
Jj



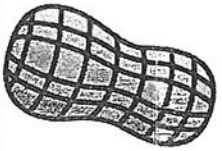
Kk



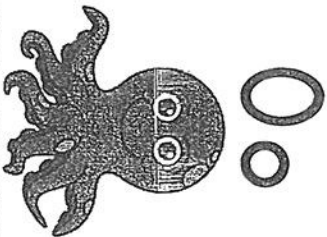
Ll



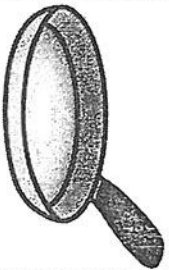
Mm




Nn



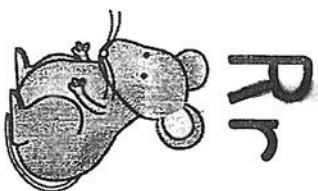
Oo



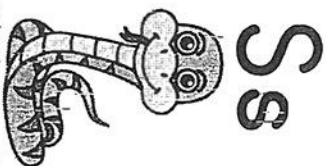
Pp



Qu qu




Rr




Ss



Tt




Uu



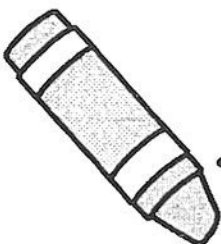
Vv



Ww



Xx



Yy



Zz

Sound mastery is a key component of phonics. To remember a sound, students also learn a keyword. This word is used consistently. For example, for the letter b, the keyword is bat (b-bat-/b/).

A apple /a/

C cat /k/

E Ed /e/

G game /g/

I itch /i/

K kite /k/

M man /m/

O octopus /o/

Q queen /kw/

S snake /s/

U up /u/

W wind /w/

Y yellow /y/

B bat /b/

D dog /d/

F fun /f/

H hat /h/

J jug /j/

L lamp /l/

N nut /n/

P pan /p/

R rat /r/

T top /t/

V van /v/

X fox /ks/

Z zebra /z/



A

ESLFlashcards.com

Simple Alphabet

B

ESLFlashcards.com

Simple Alphabet

C

ESLFlashcards.com

Simple Alphabet

D

ESLFlashcards.com

Simple Alphabet

E

ESLFlashcards.com

Simple Alphabet

F

ESLFlashcards.com

Simple Alphabet

G

ESLFlashcards.com

Simple Alphabet

H

ESLFlashcards.com

Simple Alphabet

I

ESLFlashcards.com

Simple Alphabet



J

ESLFlashcards.com

Simple Alphabet

K

ESLFlashcards.com

Simple Alphabet

L

ESLFlashcards.com

Simple Alphabet

M

ESLFlashcards.com

Simple Alphabet

N

ESLFlashcards.com

Simple Alphabet

O

ESLFlashcards.com

Simple Alphabet

P

ESLFlashcards.com

Simple Alphabet

Q

ESLFlashcards.com

Simple Alphabet

R

ESLFlashcards.com

Simple Alphabet



S

ESLFlashcards.com

Simple Alphabet

T

ESLFlashcards.com

Simple Alphabet

U

ESLFlashcards.com

Simple Alphabet

V

ESLFlashcards.com

Simple Alphabet

W

ESLFlashcards.com

Simple Alphabet

X

ESLFlashcards.com

Simple Alphabet

Y

ESLFlashcards.com

Simple Alphabet

Z

ESLFlashcards.com

Simple Alphabet



a

ESLFlashcards.com

Simple Alphabet

b

ESLFlashcards.com

Simple Alphabet

c

ESLFlashcards.com

Simple Alphabet

d

ESLFlashcards.com

Simple Alphabet

e

ESLFlashcards.com

Simple Alphabet

f

ESLFlashcards.com

Simple Alphabet

g

ESLFlashcards.com

Simple Alphabet

h

ESLFlashcards.com

Simple Alphabet

i

ESLFlashcards.com

Simple Alphabet





j

ESLFlashcards.com

Simple Alphabet

k

ESLFlashcards.com

Simple Alphabet

l

ESLFlashcards.com

Simple Alphabet

m

ESLFlashcards.com

Simple Alphabet

n

ESLFlashcards.com

Simple Alphabet

o

ESLFlashcards.com

Simple Alphabet

p

ESLFlashcards.com

Simple Alphabet

q

ESLFlashcards.com

Simple Alphabet

r

ESLFlashcards.com

Simple Alphabet



s

ESLFlashcards.com

Simple Alphabet

t

ESLFlashcards.com

Simple Alphabet

u

ESLFlashcards.com

Simple Alphabet

v

ESLFlashcards.com

Simple Alphabet

w

ESLFlashcards.com

Simple Alphabet

x

ESLFlashcards.com

Simple Alphabet

y

ESLFlashcards.com

Simple Alphabet

z

ESLFlashcards.com

Simple Alphabet





A



B



C



D




E



F



G



H



I



J



K



L



M



N





O



P



Qu



R



S



T



U



V



W



X



Y



Z





a



b



c



d



f



h



j



k



l



m



n





o



p



qu



s



u



w



y



r



t



v



x



z







# Kindergarten Snap Words



Your child will be expected to know the following 72 words. The quicker they can read these words the easier reading will be for them. If your child has a good understanding of letters and sounds you can start practicing these words with them. If they do not know letters and sounds that is a better place to start. 😊

a am are and have I is like said see the  
to was went you

be he me we she  
go no so  
by my  
day play  
all ball  
an can  
or for  
as has

at it in if on up us

but did fun get got had him not will

that this with when

come do from her here his little look were  
your

how of one there they what where

# Reading Level Examples

End of kindergarten expectation is Level D.

## Level A



I see a fox.



I see a deer.



I see a zebra.



I see a snake.

## Level B




The turtle wears a brown hat.



The rabbit wears a white hat.



The monkey wears a blue hat.



The elephant wears a green hat.


## Level C



Little Orange has a wheelbarrow in his garden.



Little Orange has a scarecrow in his garden.



Little Orange has a rabbit in his garden.



Little Orange has lots of things in his garden!

End of kindergarten expectation

## Level D



I see water when I go to the pond. I can see land all around the water.



I see cattails when I go to the pond. They are very tall.



I see frogs when I go to the pond. They sit on the lily pads.



I see many things when I go to the pond. The pond is a busy place.

1

●				

2

●	●			

3


●	●	●		

4


●	●	●	●	




5




6



7




8








9



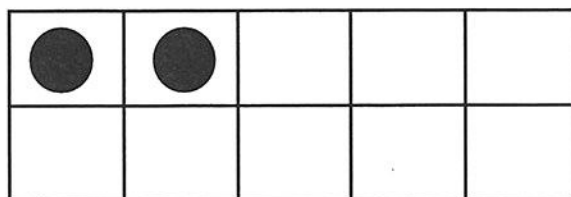

10



11



12







Practice writing your numbers on the lines provided.

0

1

2

3

4

5

Practice writing your numbers on the lines provided.

6

7

8

9

10