

# SUMMER PACKET

## 2023



# NOTE HOME

Dear Parents and Guardians,

This summer we are encouraging your child to read for at least 20 minutes each day. Summer reading will help your child to maintain their current reading abilities and avoid a decline over the summer months. Reading just 20 minutes a day adds up big time! We have put together a summer reading challenge packet for your child to complete along with their reading. We also attached some math worksheets. We find it very important for your child to remain fluent in their math facts. Feel free to make copies of the math sheets. These activities will keep your child engaged and ready for back to school.

Please have your child complete the following:


- ☐ Track Your Reading Minutes: Goal \_\_\_\_\_ Minutes
- ☐ Read Everywhere: Track All the Ways and Places You Read
- ☐ \_\_\_\_\_ Fiction Response Sheets
- ☐ \_\_\_\_\_ Nonfiction Response Sheets
- ☐ \_\_\_\_\_ Fiction Reading Logs
- ☐ \_\_\_\_\_ Nonfiction Reading Logs
- ☐ \_\_\_\_\_ Math Fluency

Thank you for your continued support in your child's education.

Sincerely,

*Mrs. Laura Huang Ernst*  
*Ms. Carly Lange*


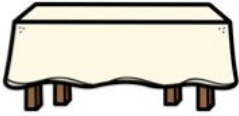


















# TRACK YOUR READING *Minutes*





# READ EVERYWHERE!

Directions: How many places and ways can you read this summer? Color in the box for each challenge you complete! Try to complete them all!

Read in your bed 	Read under a table 	Read to a stuffed animal 	Read on a blanket 	Read in the car or train 
Read to an animal 	Read after breakfast 	Read on a trip 	Read while eating ice cream 	Read by water 
Read with a flashlight 	Read to a family member 	Read at night 	Read on a rainy day 	Read outside 
Read in a costume 	Read with a snack 	Read to someone on the phone 	Read while wearing a hat 	Read with sunglasses 



# Unpack THE CHARACTER

NAME: \_\_\_\_\_

TITLE: \_\_\_\_\_

Directions: Design stickers for your character's suitcase to represent what you learned about that character. Choose 3 stickers and explain what they represent.



STICKER 1: \_\_\_\_\_

---

---

---

---

---

STICKER 2: \_\_\_\_\_

---

---

---

---

---

STICKER 3: \_\_\_\_\_

---

---

---

---

---



NAME:

DATE:

# VISUALIZE *the Text*

Directions: What did you visualize as you read your book? Draw two scenes in the sunglasses that you were able to picture in your mind while reading. Explain what you visualized in the chart below.








NAME: \_\_\_\_\_

DATE: \_\_\_\_\_

# Cool CONNECTIONS


Directions: Readers make connections while reading to better understand the text. You might connect your book to another text, something in your own life, or to world events. Write two connections you could make while reading. First, write what the text said and then write the connection you could make.

THE TEXT SAYS

1. \_\_\_\_\_

2. \_\_\_\_\_

...



MY CONNECTION

1. \_\_\_\_\_

2. \_\_\_\_\_

...


CONNECTION SENTENCE STARTERS  
This reminds me of...  
I can connect \_\_\_ to \_\_\_ because...

NAME:

DATE:

# POSTCARD TO THE *Author*

Directions: Write a postcard to the author of your book. Be sure to include your opinion of the book, questions you have, and ideas for a next book. Draw a picture on the stamp to represent something important from the book.



A postcard template with a large rectangular area for writing. The area is divided into two columns by a vertical line. The left column has 10 horizontal lines for writing. The right column has 3 horizontal lines for writing. In the top-right corner of the right column, there is a rectangular box with a scalloped border, intended for a stamp. There are two blue triangular stickers: one in the top-left corner and one in the bottom-right corner.





# BUCKET BOOK Review

Directions: Write a book review for your book. Give a rating, write a summary, and tell your opinion of the book.

NAME: \_\_\_\_\_

TITLE: \_\_\_\_\_

AUTHOR: \_\_\_\_\_

RATING: ★ ★ ★ ★ ★ \_\_\_\_\_ STARS

SUMMARY:

OPINION:

F & NF



# Reading Log

Name: \_\_\_\_\_  
Title(s): \_\_\_\_\_

Directions: Answer each question in complete sentences using evidence from your text.

Date: . . .

## PREDICTIONS

What prediction did you make while reading?  
Was your prediction correct?

Handwriting practice area for Predictions, featuring 10 horizontal lines and a folded bottom-right corner.

Handwriting practice area for Predictions, featuring 10 horizontal lines and a folded bottom-right corner.

Date: . . .

## CHARACTERS

What character trait best describes the main character?  
Think about a word that describes the character's personality.

Handwriting practice area for Characters, featuring 10 horizontal lines and a folded bottom-right corner.

Date: . . .

## SETTING

Describe the setting of the story using details from the text. Think where and when did the story take place?

Handwriting practice area for Setting, featuring 10 horizontal lines and a folded bottom-right corner.

Handwriting practice area for Setting, featuring 10 horizontal lines and a folded bottom-right corner.

Date: . . .

## PROBLEM

What is the main problem in the story? Think about what trouble or obstacle the character has to overcome.

Handwriting practice area for Problem, featuring 10 horizontal lines and a folded bottom-right corner.



# Reading Log

Name: \_\_\_\_\_  
Title(s): \_\_\_\_\_

Directions: Answer each question in complete sentences using evidence from your text.

Date: . . .

## CONNECTIONS

What connections could you make while reading the text? Think how the text connects to your life, world, or other texts.

Lined area for writing connections (pink background).

Lined area for writing connections (yellow background).

Date: . . .

## CHARACTERS

How does the main character feel in the story? Why does the character feel this way?

Lined area for writing about characters (yellow background).

Date: . . .

## POINT OF VIEW

Whose point of view is the story told from? Think about who is telling or narrating the story.

Lined area for writing about point of view (teal background).

Lined area for writing about point of view (purple background).

Date: . . .

## SOLUTION

How is the problem solved? Think about how the problem is fixed in the story.

Lined area for writing about solution (purple background).





# Reading Log

Name: \_\_\_\_\_  
Title(s): \_\_\_\_\_

Directions: Answer each question in complete sentences using evidence from your text.

Date: . . .

## CONNECTIONS

What connections could you make while reading the text? Think how the text connects to your life, world, or other texts.

Lined area for writing connections (pink background).

Lined area for writing connections (yellow background).

Date: . . .

## DETAILS

Write two details that support the main idea. Details should tell more about the main idea.

Lined area for writing details (yellow background).

Lined area for writing details (pink background).

Date: . . .

## MAIN IDEA

What was the main idea of the text? Think about what the text is mostly about or the big idea.

Lined area for writing main idea (teal background).

Lined area for writing main idea (purple background).


Date: . . .

## TEXT FEATURES

How did the headings help you while reading the text? The headings divide the text into sections.

Lined area for writing text features (purple background).

Lined area for writing text features (teal background).



# Reading Log

Name: \_\_\_\_\_  
Title(s): \_\_\_\_\_

Directions: Answer each question in complete sentences using evidence from your text.

Date: . . .

## QUESTIONS

What questions did you have while reading?  
What are you still wondering about your topic?

Handwriting practice area for Questions (pink background).

Handwriting practice area for Questions (yellow background).

Date: . . .

## CONTEXT CLUES

What new word did you learn?  
What context clues helped you to figure out the meaning of the word?

Handwriting practice area for Context Clues (yellow background).

Date: . . .

## TITLE

What would be another good title for the text? Remember the title gives the reader a clue about the topic and main idea.

Handwriting practice area for Title (light blue background).

Handwriting practice area for Title (purple background).

Date: . . .


## AUTHOR

How did the author make this topic interesting to you? Think about what facts and text features the author included.

Handwriting practice area for Author (purple background).

# Design a New Book Cover

Directions: Pick one of your favorite books that you read this summer and design a new book cover. Don't forget to add the title!








# Fact SNAPSHOTS




NAME: \_\_\_\_\_

DATE: \_\_\_\_\_


Directions: Draw snapshot pictures to show three interesting facts that you learned. Explain your snapshots on the lines below.



Interesting Fact #1.:



Interesting Fact #2.:



Interesting Fact #3.:

---

---

---

---

---

---

---

---

---

---

---

---

---

---

---

# MATH Menu

$9=9$   
 $4 \times 3$   
 $7-2$   
 $6+10$   
 $6 \div 2$

# Connect Four!

Addition

8	2	7	11	3	9	6
4	10	5	12	9	2	11
7	3	8	10	5	8	4
9	11	4	2	6	12	9
6	10	7	5	3	8	9
10	7	2	11	6	3	12

How To Play:

1. Roll two dice
2. Add the numbers
3. Cover the sum with your marker
4. First player to get 4 in a row wins!

A collection of colorful stuffed animals, including a blue dragon, a black cat, a brown dog, a white unicorn, a spotted dog, and a small pink pig, arranged together.

An illustration of a hand dropping three dice. The hand is shown from the side, with the index finger extended and the dice falling from it. The dice are colored red, orange, and blue, each with black pips.

[illegible]

# Connect Four!

Addition

8	2	7	11	3	9	6
4	10	5	12	9	2	11
7	3	8	10	5	8	4
9	11	4	2	6	12	9
6	10	7	5	3	8	9
10	7	2	11	6	3	12

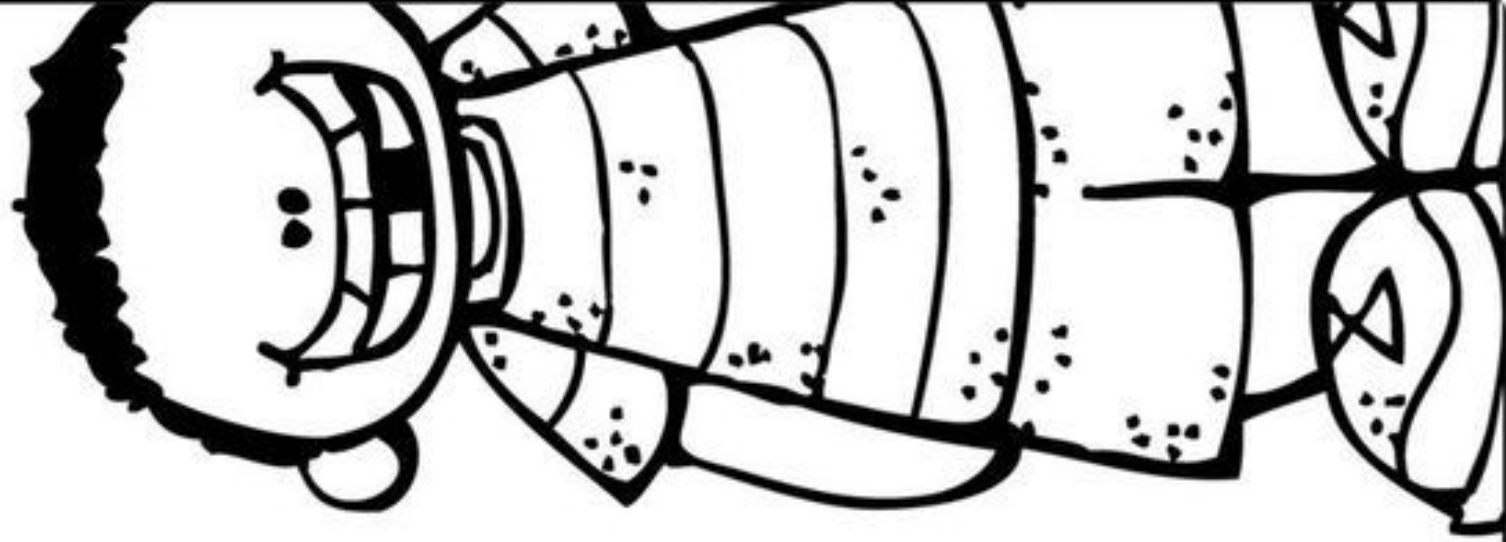
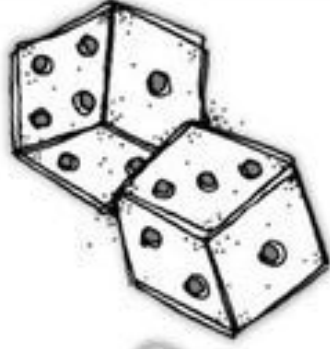
## How To Play:

1. Roll two dice
2. Add the numbers
3. Cover the sum with your marker.
4. First player to get 4 in a row wins!



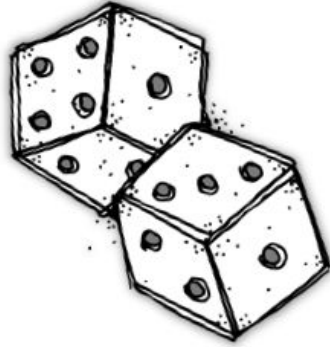
Name \_\_\_\_\_

# Roll 3 dice and Odd



1.	<input type="text"/>	+	<input type="text"/>	+	<input type="text"/>	=	<input type="text"/>
2.	<input type="text"/>	+	<input type="text"/>	+	<input type="text"/>	=	<input type="text"/>
3.	<input type="text"/>	+	<input type="text"/>	+	<input type="text"/>	=	<input type="text"/>
4.	<input type="text"/>	+	<input type="text"/>	+	<input type="text"/>	=	<input type="text"/>
5.	<input type="text"/>	+	<input type="text"/>	+	<input type="text"/>	=	<input type="text"/>
6.	<input type="text"/>	+	<input type="text"/>	+	<input type="text"/>	=	<input type="text"/>
7.	<input type="text"/>	+	<input type="text"/>	+	<input type="text"/>	=	<input type="text"/>
8.	<input type="text"/>	+	<input type="text"/>	+	<input type="text"/>	=	<input type="text"/>
9.	<input type="text"/>	+	<input type="text"/>	+	<input type="text"/>	=	<input type="text"/>

Name \_\_\_\_\_



# Roll 3 dice and Q&D

1.

+

+

=

2.

+

+

=

3.

+

+

=

4.

+

+

=

5.

+

+

=

6.

+

+

=

7.

+

+

=

8.

+

+


=

9.

+

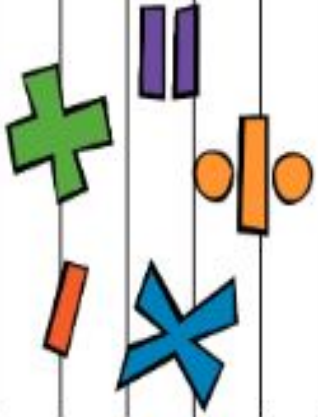
+

=



**Do You know your math facts, math facts.**

## **Math Fact Song**





How many math facts do you know in a minute?

1.	16.	
2.	17.	
3.	18.	
4.	19.	
5.	20.	
6.	21.	
7.	22.	
8.	23.	
9.	24.	
10.	25.	
11.	26.	
12.	27.	
13.	28.	
14.	29.	
15.	30.	

# GAME BOARD TEMPLATE

