



## Summer Student Bus Pass Program

Effective June 3, 2023, all student passes through the Token Transit app will expire. Students who would like to continue utilizing the free service through summer, will need to redeem a new summer student pass on the Token Transit app. The summer pass will be available beginning June 1<sup>st</sup> and students will claim their summer pass at the following link: <https://tokentransit.com/oshkosh/student> (additional Token Transit instructions are attached).

Students who have paper passes will be able to continue to use their current paper pass throughout the summer to utilize the free service. Please remember students that have a paper pass must also present a Student ID to utilize the free service.

As part of the program, the student agrees to follow the Go Transit Ridership Policies. A full copy of the policy can be found at the link or QR code below:


[https://www.ci.oshkosh.wi.us/transit/GO Transit Bus Rider Policy.pdf](https://www.ci.oshkosh.wi.us/transit/GO_Transit_Bus_Rider_Policy.pdf)



Sample Paper Pass:



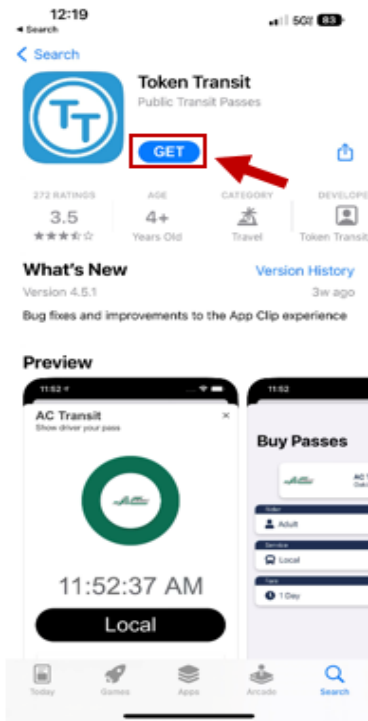
Token Transit Sample Pass:



# TOKEN TRANSIT – STUDENT PASS

\*Please be advised that in order to use the Token Transit app and show the driver your active pass you will need active service/data on your phone.

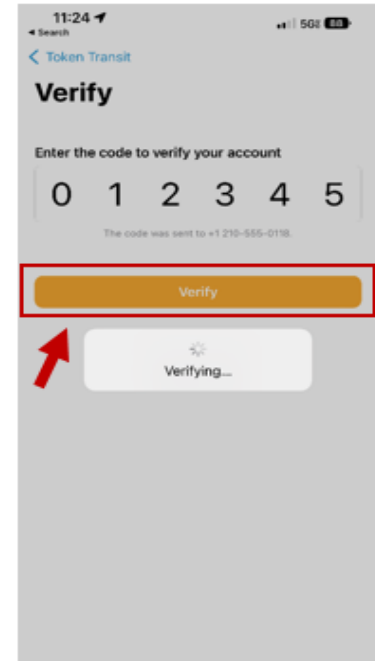
## 1. Download Token Transit



## 2. Create your account



## 3. Verify your account with the 6-digit code sent to your phone number



## 4. Claim your student pass at the link or QR code below:

<https://tokentransit.com/oshkosh/student>




- Enter your Student ID Number
- Enter your Student Email
- Click Claim Pass

## OSHKOSH K-12 STUDENT BUS PASS

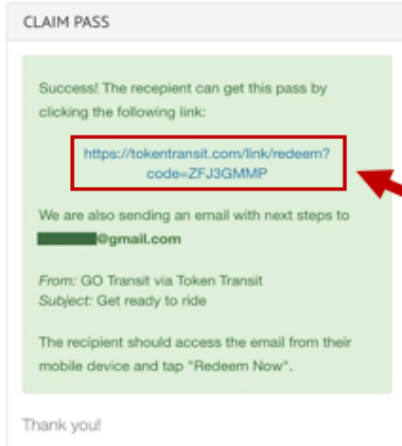
Please enter your school e-mail address and student ID to receive your pass. By downloading this pass you agree to follow the Go Transit ridership rules and regulations.

5. Click the link provided. The redemption code will also be sent to the email provided.



## OSHKOSH K-12 STUDENT BUS PASS

Please enter your school e-mail address and student ID to receive your pass. By downloading this pass you agree to follow the Go Transit ridership rules and regulations.




6. Click "Redeem" when the Token Transit App opens.



7. Your pass will be stored under "My Passes" in the app.



8. When you are ready to board the bus, tap to use the pass. The first time you use the pass you will have to activate it by clicking "Start my trip"



9. Show the GO Transit Operator the pass on your phone. The blue circle around the GO logo will be pulsing to let the Operator know the pass activated and valid.

