


FLORIDA CHRISTIAN SCHOOL KINDERGARTEN SUMMER READING & CHOICE BOARD

Below is the Grade Level Reading Book your child is REQUIRED to read before the start of the school year. Once they have read the book, select ONE assignment to complete from the attached Choice Board found on the back of this page. During the first week of school, have your child turn in their completed assignment to their classroom teacher for a grade. They will also present their completed assignment to the class for an additional grade.




*My Friend Is
Sad*
by Mo Willems

AR Book Level:
0.7

ADDITIONAL SUMMER READING RESOURCES & TIPS FOR PARENTS

ADDITIONAL RECOMMENDED RESOURCES:

1. *Now I'm Reading Level 1 & Level 2 Book Sets*
2. *Pop for Sight Words Game*
3. *Below are 3 optional books they can read once they have completed their required reading assignment.*




TIPS WHILE READING WITH YOUR CHILD:

- When they are stuck on a word, before telling them what it is, count to 10 silently – give them a chance to focus on the word, redirect them to look at the word and then tell them to sound it out. You can also point out the beginning sound and help them sound the part where they are stuck.
- There are going to be words they have not seen before. This is great because that is how they will grow their vocabulary and list of words they know!
- Make a Reading Routine - Set aside a specific time each day to dedicate to reading. By making it a priority, you relay the message that reading is important.



We March
by Shane Evans

AR Book Level:
1.2



*Pete the Cat
and the Surprise
Teacher*
by James Dean


AR Book Level: 1.3



*I Just
Forgot*
by Mercer Mayer
AR Book
Level: 2.0


FLORIDA CHRISTIAN SCHOOL KINDERGARTEN SUMMER READING CHOICE BOARD

For your REQUIRED kindergarten book (*My Friend Is Sad* by Mo Willems), select ONE assignment to complete from the Choice Board below. During the first week of school, have your child turn in their completed assignment to their classroom teacher for a grade. They will also present their completed assignment to the class for an additional grade.



STEP 1: Have your child draw a picture on a 8 1/2 x 11 page to illustrate his/her favorite part of the book.

STEP 2: On the back of the page, have them write 4-5 words describing the picture.




STEP 1: Video tape your child 'acting out' his/her favorite part of the story.

STEP 2: During the first week of school, email your child's classroom teacher the video recording.



STEP 1: Have your child draw on an 8 1/2 x 11 page his/her favorite character from the book.

STEP 2: On the back of the page, have them write 4-5 words describing the character.



STEP 1: Have your child draw on an 8 1/2 x 11 page a picture of the 'setting' the where the story takes place.

STEP 2: On the back of the page, have them write 4-5 words describing the setting.