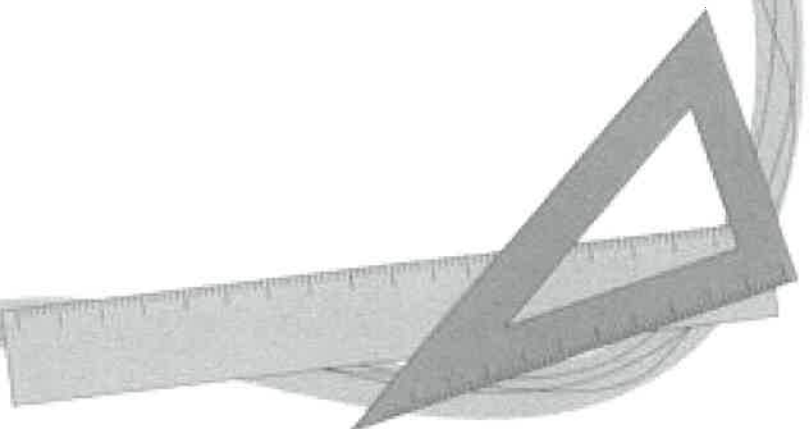



# 2nd Grade

## AMI Packet #1

Name \_\_\_\_\_



Name: \_\_\_\_\_

WORDY WEDNESDAY™

PACK LEVEL WEEK

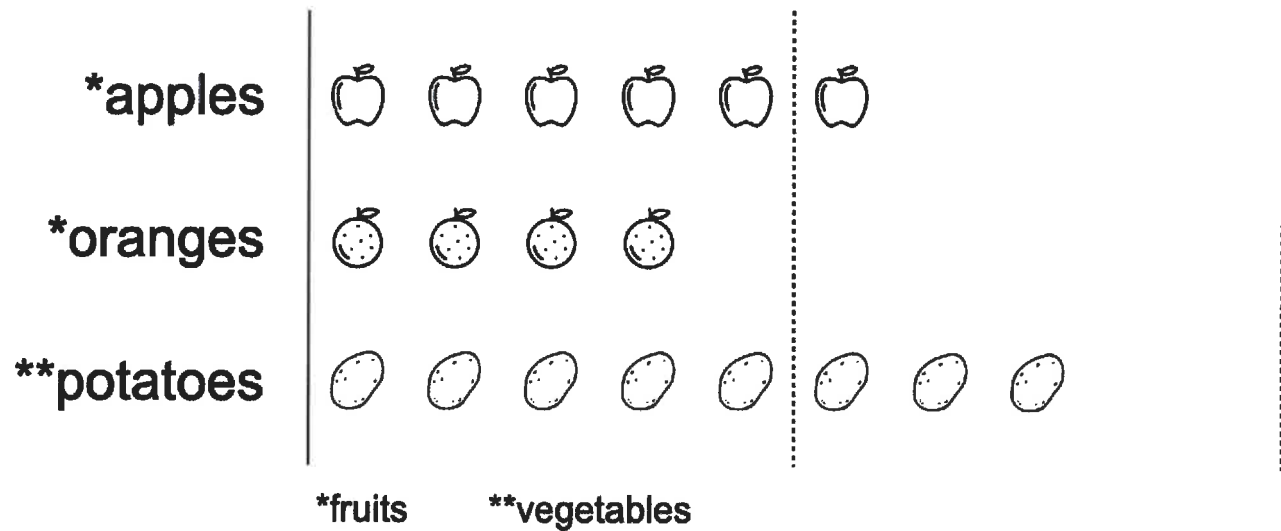
4

B

2

**MORE or LESS**

Use the chart to answer the questions..

Step-by-step examples at:  
[tangmath.com/puzzles](http://tangmath.com/puzzles)

- \_\_\_\_\_ 1. Are there fewer potatoes or oranges?
- \_\_\_\_\_ 2. How many fewer?
- \_\_\_\_\_ 3. How many fruits and vegetables in all?
- \_\_\_\_\_ 4. Are there more vegetables or fruits?
- \_\_\_\_\_ 5. How many more?

NAME: \_\_\_\_\_

DATE: \_\_\_\_\_

PP.1

Activity Page

Directions: Have students count the sounds in each word, circle the spellings, and write the number of sounds in the box. Then have students copy the word on the line.

1.

c h i p

chip

2.

s h e l l

3.

b a t h

4.

r u n g

5.

s m a s h

NAME: \_\_\_\_\_

DATE: \_\_\_\_\_

PP.4

Activity Page

Directions: Have students circle the 'g' in each word. Then, have students read each sentence and write the word with the tricky spelling 'g' under the heading "get" if the tricky spelling is pronounced /g/ or "legend" if it is pronounced /j/.

/g/ 1  
got  
gum  
big



g

2  
→

/j/  
legend  
logic  
digit

1. Was it a trick, or was it magic?
2. Drink from a glass.
3. In the pond, there was a frog.
4. I can't bend this branch, it's rigid.
5. Beth had a stick of gum.
6. Dad got Mom a gift.
7. My dad went to two colleges.

/g/



got

/j/

legend

magic

 Write words in the chart below to identify the properties of each object.

|                       |   |  |
|-----------------------|---|--|
|                       |  |  |
| color: green          |   |  |
| shape: round          |   |  |
| texture: rough        |   |  |
| hardness: hard        |   |  |
| flexibility:<br>bends |   |  |



## Apply What You Know

**Evidence Notebook** • Can something have more than one property?

. Use all your senses to observe this box. Then, make a list to identify all properties of the box. Use evidence to support your answer. Record your answer in your Evidence Notebook.

