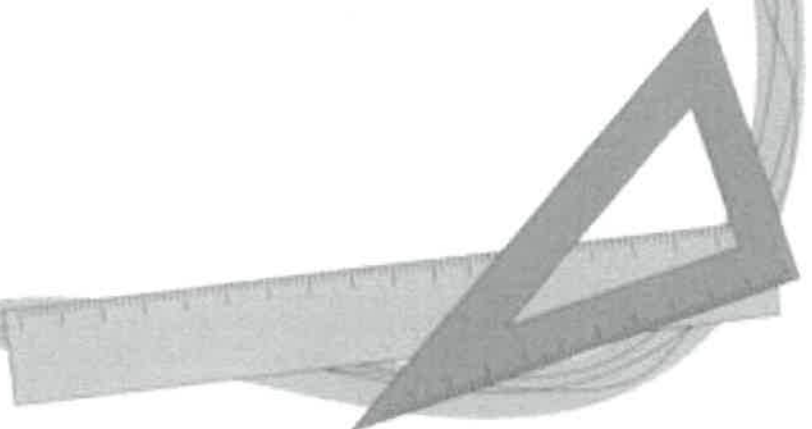



# 1st Grade

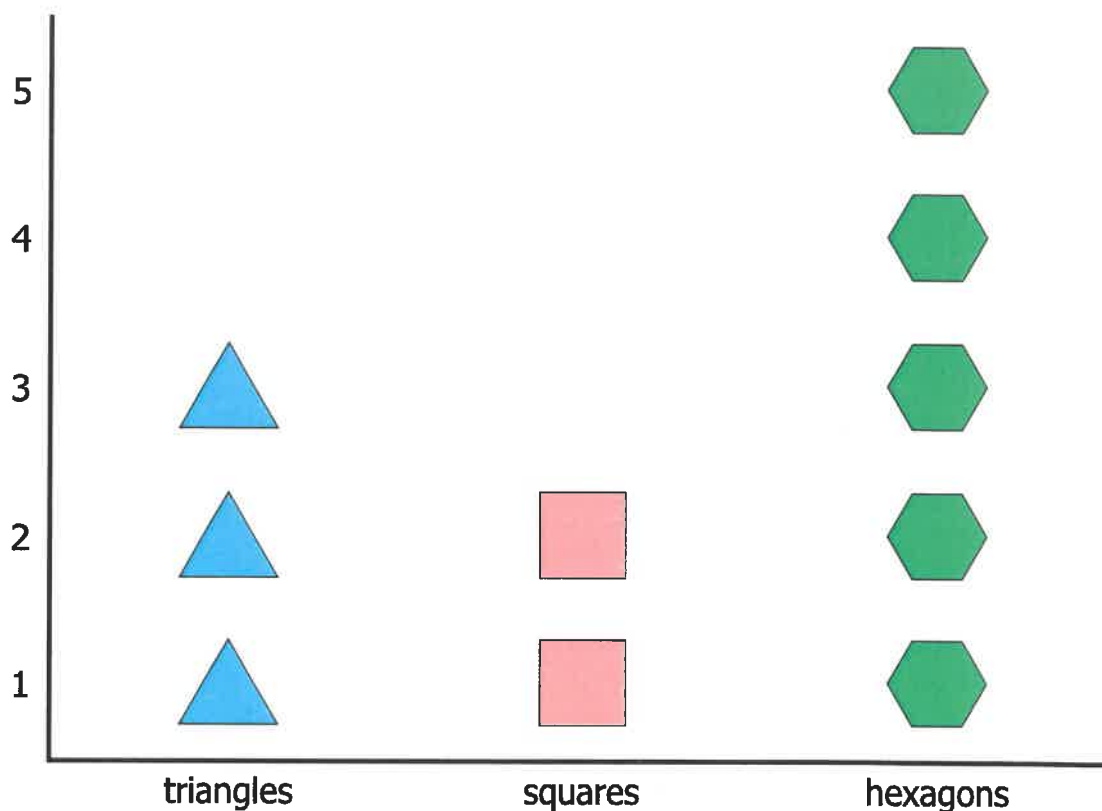
## AMI Packet #1

Name \_\_\_\_\_



A.

### Number of Shapes



How many  ?

\_\_\_\_\_

How many  ?

\_\_\_\_\_

How many  ?

\_\_\_\_\_

How many  and  ?

\_\_\_\_\_ + \_\_\_\_\_ = \_\_\_\_\_

How many  and  ?

\_\_\_\_\_ + \_\_\_\_\_ = \_\_\_\_\_

How many  and  ?

\_\_\_\_\_ + \_\_\_\_\_ = \_\_\_\_\_

NAME: \_\_\_\_\_

DATE: \_\_\_\_\_

PP.10

Activity Page

Directions: Have the student read the words and phrases. Then have the student write the matching word for each phrase on the line.

dress	tub	soft
pond		ring

1. \_\_\_\_\_ the bell

2. black \_\_\_\_\_

3. \_\_\_\_\_ chick

4. frogs in \_\_\_\_\_

5. fill the \_\_\_\_\_

NAME: \_\_\_\_\_

DATE: \_\_\_\_\_

# PP.31

Activity Page

*Directions: Have the student write the nouns that name a person under the picture of the girl and the nouns that name a thing under the picture of the brush.*

brush	pal	plum	kid
clock	nest	Bob	man




_____	_____
-----	-----
_____	_____
-----	-----
_____	_____
-----	-----
_____	_____
-----	-----
_____	_____
-----	-----
_____	_____
-----	-----
_____	_____
-----	-----

**Do the Math!** • This tally chart shows how children in one class use technology each day.

Classroom Technology

pencil	###
tablet	### IIII
cell phone	### I

 **Interpret Data**

 How many more children use a tablet than a cell phone each day?

\_\_\_\_\_ more children



**Apply What You Know**

**Read, Write, Share!** • **Evidence Notebook** • Find three kinds of technology. How do you know each one is technology? What problems do they solve? Use evidence to answer the questions. Write your answers **on the back**.

 **Recall Information**