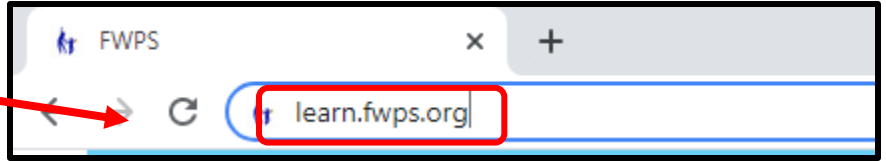


HOW TO Login and Access Tutor.com

This guide will walk scholars through the steps to Login and Access Tutor.com.

Step 1: In a browser, navigate to Launchpad to Learning at learn.fwps.org.




Step 2: Type in your Student ID number as the username and your password.

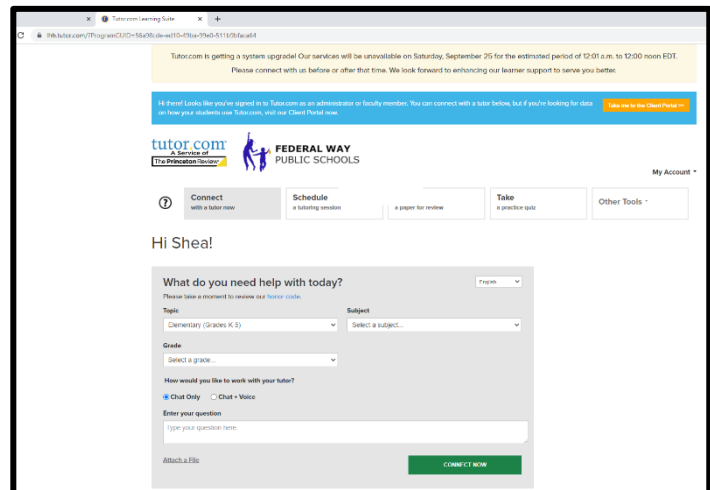
Step 3: Click the "Sign In" button.



Step 4: Choose the "Tutor.com" tile.



Step 5: You are now at your Tutor.com Dashboard.



Congratulations on completing this step by step tutorial!