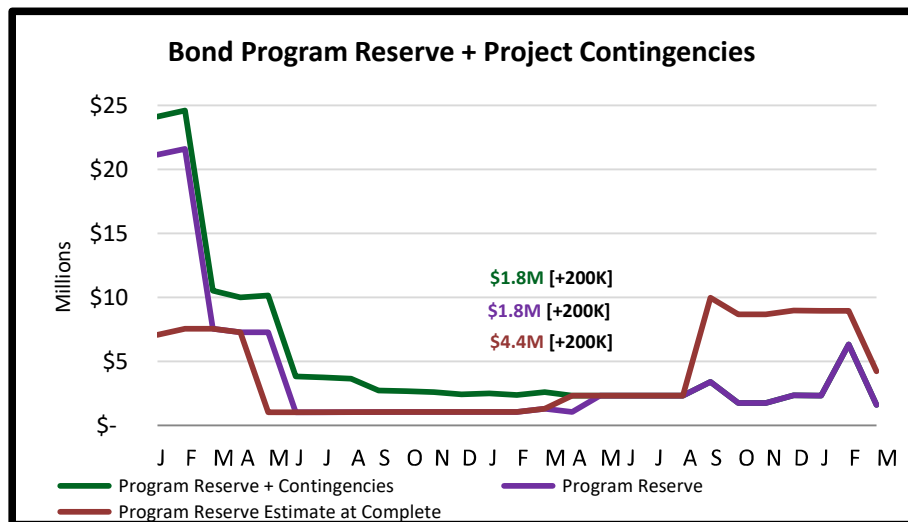


Bond Program Status Report

Through April 2023

2014 Bond Program Executive Summary

April 2023



Bond Program Reserve = Funding available but not yet allocated to a specific project
 Project Contingencies = Funding contained within an approved project budget

Bond Program Funding Total	\$	804,878,151
Revised Approved Current Budget	- \$	803,092,804
Bond Program Reserve	\$	1,785,347
Bond Program Reserve	\$	1,785,347
Net Contingency Balance	+ \$	-
Bond Program Reserve + Contingencies	\$	1,785,347
Bond Program Funding Total	\$	804,878,151
Program Estimate at Complete (EAC)	- \$	800,465,870
Projected Program Reserve Estimate at Complete	\$	4,412,281

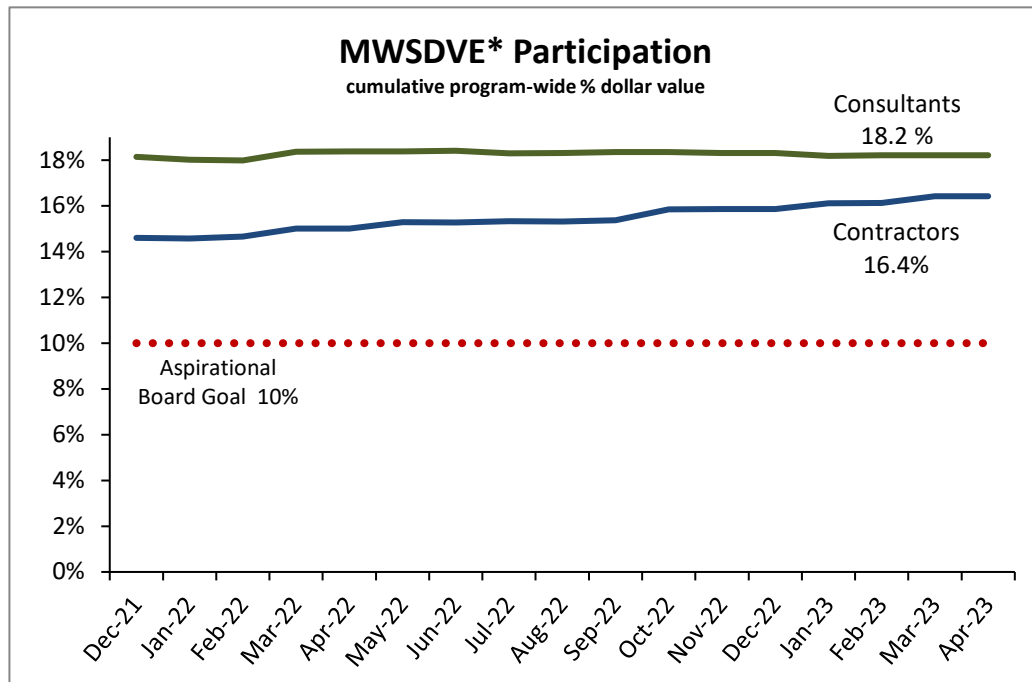
Budget Perspective

This month the overall Program Reserve and Program Reserve EAC both increased.

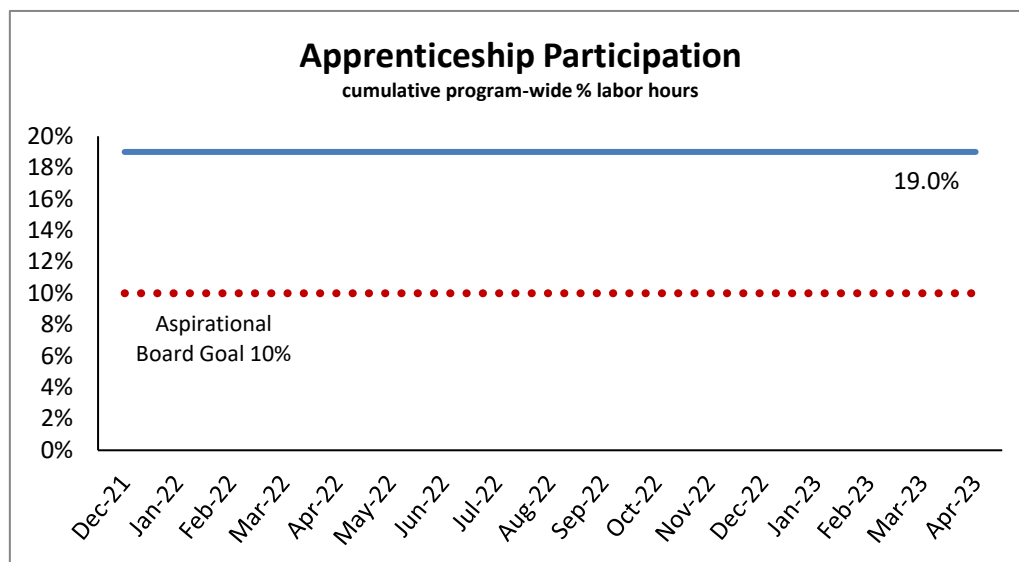
- Program Reserve and Program Reserve EAC increased by 193K. This was due to closing ACMA, Mountainside and the Vose Classroom addition.

2014 Construction Bond Program

Equity Performance April 2023 Report



*Minority, Women and Service Disabled Veteran Owned Enterprises



2014 Bond Program Financial Status Report

Financial Summary

Data as of April 30, 2023

Project List	Original Budget Allocations	Revised Approved Current Budget	Mar-23 Est @ Comp	Apr-23 Est @ Comp	Net Contingency Balance		Budget Summary Notes
ACMA Replacement	\$ 28,300,000	\$ 36,456,051	\$ 36,522,767	\$ 36,456,051			Completed; Final Cost; \$67K savings
AHS Title IX Compliance	\$ 2,000,000	\$ 3,453,433	\$ 3,453,433	\$ 3,453,433			Completed; Final Cost
Capital Center Improvements & Data Center	\$ 5,000,000	\$ 12,820,187	\$ 12,820,187	\$ 12,820,187			Completed; Final Cost
District-Wide ADA Compliance	\$ 2,000,000	\$ 1,523,777	\$ 1,523,777	\$ 1,523,777			Projects in Process; budget 52% complete
District-Wide Communication System	\$ 7,200,000	\$ 5,282,072	\$ 5,282,072	\$ 5,282,072			Completed; Final Cost
District-Wide Facility Repairs	\$ 98,000,000	\$ 117,538,970	\$ 114,912,036	\$ 114,912,036			
District-Wide HVAC Controls	\$ 800,000	\$ 800,000	\$ 800,000	\$ 800,000			Projects in Process; budget 53% complete
Domestic / Fire Line Separation	\$ 800,000	(Budget moved to Facilities Repair					
Five Oaks MS Renovation & Expansion	\$ 21,100,000	\$ 28,185,712	\$ 28,185,712	\$ 28,185,712			Completed; Final Cost; Project closed out, add'l savings of \$11,212.
Green Energy Technology	\$ 5,000,000	(Budget Moved to Other Projects)					Scope completed via new schools and rebuilds
Hazeldale K-5 Replacement	\$ 24,600,000	\$ 31,504,982	\$ 31,504,982	\$ 31,504,982			Completed; Final Cost
IT Data Center @ Capital Center	\$ 2,900,000	(Budget Moved to CC Project)					Scope completed via Capital Center Improvements
Kitchen Improvements	\$ 800,000	\$ 977,120	\$ 977,120	\$ 977,120			Projects in Process; budget 80% complete
Land for new K-5 @ So. Cooper Mountain	\$ 3,000,000	\$ 8,072,659	\$ 8,072,659	\$ 8,072,659			Completed; Adding \$300k to budget for horse barn demo
Maintenance Facility Improvements Phase I	\$ 10,000,000	\$ 11,263,990	\$ 11,263,990	\$ 11,263,990			In Close-Out;
McKay ADA Improvements	\$ 400,000	\$ 634,540	\$ 634,540	\$ 634,540			Completed; Final Cost
New HS: Mountainside	\$ 109,000,000	\$ 184,053,213	\$ 184,135,294	\$ 184,053,213			Completed; Final Cost; \$82K Savings
New ES: Sato K5	\$ 25,000,000	\$ 38,097,642	\$ 38,097,642	\$ 38,097,642			Completed; Final Cost
New MS: Tumwater	\$ 51,600,000	\$ 61,691,096	\$ 61,691,096	\$ 61,691,096			Construction completed 2016;
Raleigh Hills K-8 Improvements	\$ 9,700,000	\$ 1,419,490	\$ 1,419,490	\$ 1,419,490			Completed; Final Cost
Raleigh Hills K-8 Conceptual Design	\$ -	\$ 1,000,000	\$ 1,000,000	\$ 1,000,000			Funding Raleigh Hills Replacement with additional funds from 2022 Bond
Raleigh Hills K-8 Improvements	\$ -	\$ 10,821,753	\$ 10,821,753	\$ 10,821,753			Funding Raleigh Hills Replacement with additional funds from 2022 Bond
Security Upgrades	\$ 10,000,000	\$ 18,833,530	\$ 18,833,530	\$ 18,833,530			Projects in Process; budget 96% complete; added \$375K for SHS vestibule
Seismic Upgrades	\$ 4,200,000	\$ 25,865,072	\$ 25,865,072	\$ 25,865,072			Projects in Process; budget 86% complete

2014 Bond Program Financial Status Report

Financial Summary

Data as of April 30, 2023

Project List	Original Budget Allocations	Revised Approved Current Budget	Mar-23 Est @ Comp	Apr-23 Est @ Comp	Net Contingency Balance		Budget Summary Notes
SHS Title IX Compliance	\$ 2,000,000	\$ 4,294,693	\$ 4,294,693	\$ 4,294,693			Completed; Final Cost (Adjusted cost by \$9K)
Springville K-8 Improvements	\$ 2,000,000	\$ 510,016	\$ 510,016	\$ 510,016			Completed; Final Cost
Vose K-5 Replacement	\$ 24,800,000	\$ 33,846,280	\$ 33,846,280	\$ 33,846,280			Completed; Final Cost
William Walker K-5 Replacement	\$ 24,600,000	\$ 34,626,711	\$ 34,626,711	\$ 34,626,711			Completed; Final Cost
Added Projects	\$ -	\$ 13,796,912	\$ 13,841,010	\$ 13,796,912			
Program Contingency	\$ 45,400,000						
Program Inflation	\$ 52,800,000						
Pre-Bond Expenditure Reimbursements	\$ 1,000,000	\$ 998,828	\$ 998,828	\$ 998,828			Completed; Final Cost
Bond Management Costs	\$ 20,000,000	\$ 30,990,506	\$ 30,990,506	\$ 30,990,506			
Bond Issuance Costs	\$ 6,000,000	\$ 3,733,569	\$ 3,733,569	\$ 3,733,569			Completed; Final Costs (\$266K moved to PR)
Construction Subtotal	\$ 600,000,000	\$ 723,092,804	\$ 720,658,765	\$ 720,465,870			
Learning Technology	\$ 56,000,000	\$ 56,000,000	\$ 56,000,000	\$ 56,000,000			
Critical Equipment	\$ 24,000,000	\$ 24,000,000	\$ 24,000,000	\$ 24,000,000			
Tech & Equip Subtotal	\$ 80,000,000	\$ 80,000,000	\$ 80,000,000	\$ 80,000,000			
Grand Totals	\$ 680,000,000	\$ 803,092,804	\$ 800,658,765	\$ 800,465,870	\$ -		
Added Funding to Bond Program							
Bond Premium (First Bond Sale)	\$ 63,295,961						
Bond Premium (Second Bond Sale)	\$ 30,270,107						
Interest Earnings (First Bond Sale)	\$ 5,340,214						
Interest Earnings (Second Bond Sale)	\$ 14,479,386						
Other Additional Funding (see Tab)	\$ 11,492,483						
Grand Total Added Funding	\$ 124,878,151						
GRAND TOTAL 2014 BOND FUNDING	\$ 804,878,151						
Program Reserve		\$ 1,785,347					Overall increase of \$193K due to closing the following projects: ACMA, Mountainside, and Vose Classroom Addition
Program Reserve EAC						\$ 4,412,281	Overall increase of \$193K due to closing the following projects: ACMA, Mountainside, and Vose Classroom Addition

2014 Bond Program Financial Status Report
Financial Summary

Data as of April 30, 2023

Source	Funding	Assigned to Projects	Assigned to Program Reserve	Budget Summary Notes
Remaining 2006 Bond Savings	\$ 576,615	Mountainside HS	\$ -	
Capital Center Rent Revenue Balance	\$ 433,385	Mountainside HS	\$ -	
Construction Excise Tax Revenue	\$ 1,130,655	Capital Center	\$ -	
Construction Excise Tax Revenue forecasted to 2021				
THPRD reimb.	\$ 449,783		\$ 449,783	
SB 1149 reimb.	\$ 3,642,804	District-wide Repairs	\$ 248,828	
ETO reimb.	\$ 1,637,959	District-wide Repairs	\$ 1,450,880	
Facility grants	\$ 3,027,507		\$ 3,027,507	
Sato: TVWD Reimbursement	\$ 593,774	Sato K-5	\$ -	
TOTAL	\$11,492,483		\$5,176,998	

2014 Bond Program Financial Status Report

Financial Summary

Data as of April 30, 2023

Added Projects	Approved by & Date	Original Budget	Revised Approved Current Budget	Mar-23 Est @ Comp	Apr-23 Est @ Comp			Budget Summary Notes
Seclusion Rooms Alterations	Safety Comm 5/19/14		\$ 99,368	\$ 99,368	\$ 99,368			Completed; Final Cost
Portable Relocations 2014	Sr LT 5/20/14	\$ 17,956,364	\$ 591,685	\$ 591,685	\$ 591,685			Completed; Final Cost
Portable Relocations 2015	Sr LT 3/2015		\$ 294,257	\$ 294,257	\$ 294,257			Completed; Final Cost
Title IX Projects - Group II	Sr LT 3/2015		\$ 1,030,697	\$ 1,030,697	\$ 1,030,697			Completed; Final Cost
Classroom Door Locks	SB 6/18/18		\$ 2,179,293	\$ 2,179,293	\$ 2,179,293			Budget 85% complete; phase 2 work ongoing
Security Upgrades: Classroom Walls	SB 6/15/20		\$ 4,345,710	\$ 4,345,710	\$ 4,345,710			Phase 1 & 2 Complete; transfer of 2.3M from Program Reserve
Security Upgrades: Paging	SB 6/15/20		\$ 500,000	\$ 500,000	\$ 500,000			
Security Upgrades: Site Fencing	SB 6/15/20		\$ 1,700,000	\$ 1,700,000	\$ 1,700,000			
Vose Classroom Addition	SB 6/21/21		\$ 2,905,902	\$ 2,950,000	\$ 2,905,902			In closeout; Savings of \$44K
Sato Classroom Addition	SB 2/28/22		\$ 150,000	\$ 150,000	\$ 150,000			Design approved at 2/28/22 SB Meeting.
Added Projects Total		\$ 17,956,364	\$ 13,796,912	\$ 13,841,010	\$ 13,796,912			

2014 Bond Program Financial Status Report

Financial Summary

Data as of April 30, 2023

Project	Initial Budget	Revised Approved Current Budget	Mar-23 Est @ Comp	Apr-23 Est @ Comp	Net Contingency Balance		Budget Summary Notes
Completed Projects	\$ 28,722,705	\$ 59,818,969	\$ 59,818,969	\$ 59,818,969			Completed; Final Cost
Projects in Close-out	\$ 6,883,538	\$ 21,655,377	\$ 21,655,377	\$ 21,655,377	\$ -	0.0%	
2022 Repipes	\$ -	\$ 1,340,082	\$ 1,340,082	\$ 1,340,082	\$ 150,000	0.0%	In close-out; savings of \$159,918
2021 Roof Replacements	\$ 1,972,000	\$ 5,100,797	\$ 5,100,797	\$ 5,100,797	\$ 124,566	2.5%	
Hiteon HVAC Controls Upgrade	\$ 200,000	\$ 593,783	\$ 547,557	\$ 547,557	\$ -	0.0%	
Raleigh Park Sewer	\$ 47,000	\$ 72,072	\$ 72,072	\$ 72,072	\$ 10,650	0.0%	Completed; Final Cost
ISB HVAC & Roof	\$ 864,000	\$ 2,945,262	\$ 2,945,262	\$ 2,945,262		0.0%	
District-Wide Fire Alarm Resiliency	\$ 1,303,000	\$ 2,474,120	\$ 2,474,120	\$ 2,474,120	\$ -	0.0%	
2022 Roof Replacements 1 (NR, McK, Findley)	\$ 1,380,000	\$ 6,415,230	\$ 6,415,230	\$ 6,415,230	\$ 307,600	5.0%	McKinley bid received, \$1.6M increase
2022 Roof Replacements 2 (Fir Grove, Grwy)	\$ 277,000	\$ 1,792,200	\$ 1,792,200	\$ 1,792,200	\$ 58,576	3.4%	
2022 HVAC Upgrades 1 (EH, Kinnaman, McK)	\$ 882,000	\$ 114,080	\$ 114,080	\$ 114,080		0.0%	split funded with ESSER
2022 HVAC Upgrades 2 (NR, Grwy, EIM, Stoller)	\$ 1,712,000	\$ 741,000	\$ 741,000	\$ 741,000		0.0%	split funded with ESSER
Five Oaks Roof	\$ -	\$ 345,018	\$ 345,018	\$ 345,018	\$ 29,000		Project Complete; savings of \$71K
New Schools Post-Warranty Fund	\$ -	\$ 650,000	\$ 350,000	\$ 350,000			
Maint Dept Repair & Improvement & Other Projects*	\$ 9,068,708	\$ 11,844,536	\$ 11,040,355	\$ 11,040,355			
Repair Projects Total	\$ 53,311,951	\$ 114,559,411	\$ 114,752,118	\$ 114,752,118			
Repair Program Balance Available	\$ 44,688,049	\$ 2,979,559					
Repair Program EAC Balance	\$ -						
Repair Program Budget (Less Transfers In/Out)	\$ 98,000,000	\$ 117,538,970					
*Budget and Est @ Comp. will increase each month as additional Maintenance Dept. managed Repair Projects are scheduled.							
Transfer Tracking							
Initial Budget	\$ 98,000,000						
Previous Transfers	\$ 22,091,701						
SB 1149 Reimbursements	\$ 3,015,562						
ETO Reimbursements	\$ 187,079						
Funds transferred to Seismic- Bethany ES	\$ (2,230,000)						
Funds transferred to Added Projects - Classroom Door Locks	\$ (179,293)						
Additional Funding - Elmonica Repipe - Approved 6.21.2021	\$ 500,000						
Funds transferred to Added Projects - Classroom Walls	\$ (45,710)						
Funds transferred from Five Oaks	\$ 150,000						
Funds transferred to Seismic- West TV ES	\$ (460,827)						
Transfer from Seismic for Roof Repl - Group 1	\$ 247,273						
Transfer from Five Oaks for Roof Project	\$ 230,565						
Transfer to Land project for horse barn demo	\$ (300,000)						
Transfer from Seismic to McKinley roofing	\$ 332,620						
Transfer BHS Roof funds to Program Reserve	\$ (4,000,000)						
Balance	\$ 117,538,970						

2014 Bond Program Financial Status Report

Financial Summary

Data as of April 30, 2023

Seismic Projects	Original Budget	Revised Approved Current Budget	Mar-23 Est @ Comp	Apr-23 Est @ Comp	Net Contingency Balance	Budget Summary Notes
A/E Scoping/Surveys	\$ -	\$ 244,603	\$ 244,603	\$ 244,603		Completed; Final Cost (Budget increased 22k for grant adj)
Aloha HS	\$ 1,732,898	\$ 17,976,438	\$ 17,976,438	\$ 17,976,438		Completed; Final Cost
Beaver Acres ES	\$ 1,714,444	\$ 5,926,866	\$ 5,926,866	\$ 5,926,866		Completed; Final Cost
Beaverton HS	\$ 246,184	(Budget Transferred to Seismic Program) (Budget Moved to Facility Repairs)				Scope completed via BHS Gym Ceiling project
Cedar Mill ES	\$ 144,771					Scope completed via Cedar Mill Roof & HVAC project
Cooper Mt. ES	\$ 361,703	\$ 2,683,463	\$ 2,683,463	\$ 2,683,463		Completed; Final Cost (Budget savings of \$46K)
Bethany ES	\$ -	\$ 4,930,811	\$ 4,930,811	\$ 4,930,811	0.0%	In Close Out
Seismic Red Zones	\$ 1,635,632	\$ 160,300	\$ 160,300	\$ 160,300		
2022 SRGP Planning	\$ -	\$ 100,000	\$ 100,000	\$ 100,000		
West TV Seismic (Gym)	\$ -	\$ 597,827	\$ 597,827	\$ 597,827	0.0%	In Close Out
Seismic Red Zones (Rock Creek/SHS)	\$ -	\$ 239,700	\$ 239,700	\$ 239,700		Project is now under contract, bid results increase budget from seismic funding hold by about \$30K.
Seismic Funding Hold	\$ -	\$ 267,450	\$ 267,450	\$ 267,450		transfer \$332,620 to McKinley Roofing for additional seismic
(Projects Financially Complete)						
Seismic Projects Total	\$ 5,835,632	\$ 33,127,458	\$ 33,127,458	\$ 33,127,458		
TAPS Seismic Grant	\$ -	\$ (22,545)	\$ (22,545)	\$ (22,545)		
AHS Seismic Rehabilitation Grant	\$ -	\$ (2,500,000)	\$ (2,500,000)	\$ (2,500,000)		
Beaver Acres Seismic Rehabilitation Grant	\$ -	\$ (2,500,000)	\$ (2,500,000)	\$ (2,500,000)		
Cooper Mnt Seismic Rehabilitation Grant	\$ -	\$ (2,239,841)	\$ (2,239,841)	\$ (2,239,841)		
Seismic Program Bond Cost Balance	\$ 4,200,000	\$ 25,865,072	\$ 25,865,072	\$ 25,865,072		
Seismic Program Less Transfers In/Out	\$ 25,865,072					
Transfer Tracking						
Initial Budget	\$ 4,200,000				-	
Program Escalation	\$ 1,006,740					
AHS Roofing - From Facility Repairs	\$ 575,193					
Beaver Acres Roofing - From Facility Repairs	\$ 1,138,000					
AHS Roofing - Balance From Facility Repairs	\$ 3,477,807					
Program Reserve - Approved by School Board 6.18.1	\$ 5,450,000					
Transfer to Facility Repairs - Cedar Mill	\$ (166,052)					
Cooper Mnt Roofing - From Facility Repairs	\$ 128,000					
Program Reserve - Approved by School Board 10.28.	\$ 6,849,950					
Beaver Acres Windows - From Facility Repairs	\$ 605,000					
Beaver Acres Re-pipe - From Facility Repairs	\$ 489,500					
Bethany Roof and HVAC Seismic Transfer	\$ 2,230,000					
West TV Seismic (Gym) Transfer	\$ 460,827					
Transfer to McKinley Roofing (2022 Roof Phase 1)	\$ (247,273)					
Transfer to McKinley Roofing (add'l seismic)	\$ (332,620)					
Balance	\$ 25,865,072					