

School Year: **2023-24**



# School Plan for Student Achievement (SPSA) Template

Instructions and requirements for completing the SPSA template may be found in the SPSA Template Instructions.

School Name	County-District-School (CDS) Code	Schoolsite Council (SSC) Approval Date	Local Board Approval Date
Monroe Elementary	6010425	5/8/2023	5/24/2023

## Purpose and Description

Briefly describe the purpose of this plan (Select from Schoolwide Program, Comprehensive Support and Improvement, Targeted Support and Improvement, or Additional Targeted Support and Improvement)

Schoolwide Program  
Additional Targeted Support and Improvement

Briefly describe the school's plan for effectively meeting the ESSA requirements in alignment with the Local Control and Accountability Plan and other federal, state, and local programs.

The goals, actions, and services in this plan meet ESSA requirements for a schoolwide plan, and are aligned with the goals, actions, and services detailed in the district's Local Control Accountability Plan (LCAP).

### Comprehensive Needs Assessment

The school plan shall be based on a comprehensive needs assessment of the entire school that takes into account information on the academic achievement of children in relation to the challenging state academic standards, particularly the needs of those children who are failing, or are at risk of failing, to meet the challenging state academic standards and any other factors as determined by the LEA.

(20 U.S.C. Section 6314[b][6])

### Our School's Process:

School planning is an ongoing process. Each year, our school's leadership team with technical assistance from district leadership and input from site councils (SSC) and English learner advisory committees (ELAC), review our school's progress toward achieving the established goals.

### Analysis of Data:

The comprehensive needs assessment shall include an analysis of verifiable data, consistent with all state priorities and informed by all indicators. (EC Section 64001[g][2][A]; 34 CFR Section 200.26[a])

Our school's process begins with a thoughtful analysis of student achievement data including data from:

- The California School Dashboard
- District formative and summative assessments
- School level assessments
- The HESD Parent Survey
- The HESD LCAP Student Survey
- Input from the district's curriculum committee (a representative body comprised of a majority of teachers)
- Teacher surveys to gather input on professional development needs.

Each school year, after data from the California School Dashboard is published by the California Department of Education (CDE), our school's leadership team meets with district leaders to analyze achievement and school climate data and to set proposed targets, called Annual Measurable Outcomes/Expected Outcomes, for "All Students" and for each student subgroup on both academic and school climate indicators.

Data from the Annual HESD Parent Survey and Student Survey are reviewed by our school site leadership team and proposed Annual Measurable Outcomes/Expected Outcomes are set for metrics relating to parent and student satisfaction with the instructional program, the school's services, programs, extra-curricular activities, and school safety.

These proposed Annual Measurable Outcomes/Expected Outcomes are taken to our SSC and ELAC for input and, if requested, additional revisions. These Annual Measurable Outcomes/Expected Outcomes are part of this school plan and can be found immediately after each goal in the pages that follow.

The results of this analysis are summarized in a statement of "Identified Need" that follows each goal in the school plan.

### School Site Councils and English Learner Advisory Committees

Our school holds four school site council meetings each school year. The first meeting is held in September. The purpose of the first meeting is to establish the school site council, elect members and officers for the year, and to train council members on their roles and responsibilities.

The second meeting is held in February after the publication of the California School Dashboard by the California Department of Education (CDE). At the second meeting, student achievement is reviewed, including the achievement of English learners. The school's professional development needs and activities are reviewed. The implementation of the school plan is monitored, the needs assessment is reviewed, and any changes in the plan's goals, action strategies, or expenditures are discussed and approved.

The third meeting is held in March. At the third meeting, student achievement is once again reviewed, but at this meeting, the focus is on school climate and parent involvement. Once again

implementation of the school plan is monitored and any changes to the plan's goals, action strategies, or expenditures are discussed and approved.

The fourth meeting is held in May. At this meeting, the Annual Update/Evidence Based Evaluation of the school plan is reviewed and revised based on recommendations from the committees. Using the Annual Update/Evidence Based Evaluation, the individual Actions/Strategies in the plan that were well-implemented and effective, and that should continue in the next school year, are discussed. Areas of need along with any recommended changes to the Actions/Strategies are also discussed. Major differences between intended implementation and/or the budgeted expenditures are reviewed. The school site leadership and school site council propose changes to the goals, the annual outcomes, metrics, strategies/activities, and/or expenditures that will be made to next year's plan. Finally, the school plan for the next school year is approved by the SSC and the plan is recommended to the governing board for approval

#### Comprehensive Needs Assessment Documentation:

The documents listed below, most of which are embedded in the pages of this school plan, shall comprise our school's Comprehensive Needs Assessment, our process, and document the results of the needs assessment.

- Student Performance Data: English Learners
- Student Performance Data: CAASPP (English Language Arts)
- Student Performance Data: CAASPP (Mathematics)
- Student Performance Data: ELPAC (Summative Assessment)
- Student Performance Data: Dashboard (Student Population)
- Student Performance Data: Dashboard (Overview)
- Student Performance Data: Dashboard (English Language Arts)
- Student Performance Data: Dashboard (Mathematics)
- Student Performance Data: Dashboard (English-Learner Progress)
- Student Performance Data: Dashboard (Chronic Absenteeism)
- Student Performance Data: Dashboard (Suspension Rate)
- Statement of Identified Need Goal 1
- Statement of Identified Need Goal 2
- Statement of Identified Need Goal 3
- Statement of Identified Need Goal 4
- Annual Measurable Objectives including Metric/Indicator for each subgroup, Baseline/Actual Outcome, and Expected Outcome: Goal 1
- Annual Measurable Objectives including Metric/Indicator for each subgroup, Baseline/Actual Outcome, and Expected Outcome: Goal 2
- Annual Measurable Objectives including Metric/Indicator for each subgroup, Baseline/Actual Outcome, and Expected Outcome: Goal 3
- Annual Measurable Objectives including Metric/Indicator for each subgroup, Baseline/Actual Outcome, and Expected Outcome: Goal 4
- Minutes From School Site Council/English Learner Advisory Committee Meetings
- Annual Review that includes a description of the overall implementation of the plan's actions/strategies, a description of major differences between budgeted and actual expenditures, and changes to the goal, annual outcomes, metrics, or strategies/actions: Goal 1
- Annual Review that includes a description of the overall implementation of the plan's actions/strategies, a description of major differences between budgeted and actual expenditures, and changes to the goal, annual outcomes, metrics, or strategies/actions: Goal 2

- Annual Review that includes a description of the overall implementation of the plan's actions/strategies, a description of major differences between budgeted and actual expenditures, and changes to the goal, annual outcomes, metrics, or strategies/actions:  
Goal 3
- Annual Review that includes a description of the overall implementation of the plan's actions/strategies, a description of major differences between budgeted and actual expenditures, and changes to the goal, annual outcomes, metrics, or strategies/actions:  
Goal 4
- Evidence-based Title I Funded Program Evaluation (A review of each action under each goal in the plan)

# Comprehensive Needs Assessment Components

## Data Analysis

Please refer to the School and Student Performance Data section where an analysis is provided.

## Surveys

This section provides a description of surveys (i.e., Student, Parent, Teacher) used during the school-year, and a summary of results from the survey(s).

## Classroom Observations

This section provides a description of types and frequency of classroom observations conducted during the school-year and a summary of findings.

## Analysis of Current Instructional Program

The following statements are derived from the Elementary and Secondary Education Act (ESEA) of 1965 and Essential Program Components (EPCs). In conjunction with the needs assessments, these categories may be used to discuss and develop critical findings that characterize current instructional practice for numerically significant subgroups as well as individual students who are:

- Not meeting performance goals
- Meeting performance goals
- Exceeding performance goals

Discussion of each of these statements should result in succinct and focused findings based on verifiable facts. Avoid vague or general descriptions. Each successive school plan should examine the status of these findings and note progress made. Special consideration should be given to any practices, policies, or procedures found to be noncompliant through ongoing monitoring of categorical programs.

## Standards, Assessment, and Accountability

Use of state and local assessments to modify instruction and improve student achievement (ESEA)

Use of data to monitor student progress on curriculum-embedded assessments and modify instruction (EPC)

## Staffing and Professional Development

Status of meeting requirements for highly qualified staff (ESEA)

Sufficiency of credentialed teachers and teacher professional development (e.g., access to instructional materials training on SBE-adopted instructional materials) (EPC)

Alignment of staff development to content standards, assessed student performance, and professional needs (ESEA)

Ongoing instructional assistance and support for teachers (e.g., use of content experts and instructional coaches) (EPC)

Teacher collaboration by grade level (kindergarten through grade eight [K–8]) and department (grades nine through twelve) (EPC)

## Teaching and Learning

Alignment of curriculum, instruction, and materials to content and performance standards (ESEA)

Adherence to recommended instructional minutes for reading/language arts and mathematics (K–8) (EPC)

Lesson pacing schedule (K–8) and master schedule flexibility for sufficient numbers of intervention courses (EPC)

Availability of standards-based instructional materials appropriate to all student groups (ESEA)

Use of SBE-adopted and standards-aligned instructional materials, including intervention materials, and for high school students, access to standards-aligned core courses (EPC)

## Opportunity and Equal Educational Access

Services provided by the regular program that enable underperforming students to meet standards (ESEA)

Evidence-based educational practices to raise student achievement

## Parental Engagement

Resources available from family, school, district, and community to assist under-achieving students (ESEA)

Involvement of parents, community representatives, classroom teachers, other school personnel, and students in secondary schools, in the planning, implementation, and evaluation of ConApp programs (5 California Code of Regulations 3932)

## Funding

Services provided by categorical funds that enable underperforming students to meet standards (ESEA)

Fiscal support (EPC)

## Educational Partner Involvement

How, when, and with whom did the school consult as part of the planning process for this SPSA/Annual Review and Update?

### Involvement Process for the SPSA and Annual Review and Update

#### School Site Council (SSC)

The school maintains a school site council. The SSC is comprised of parents, teachers, and school staff. Parents make up 50% of the SSC with parents of EL students representing at least the same percentage on the committee as the percentage of EL students enrolled at the school. The school holds four school site council meetings each year in October, December, February, and May.

During these meetings student achievement is reviewed, the school's/students' needs are assessed, and based on this analysis the school plan is developed. The school plan is approved by the school site council each year in May (for the upcoming school year), and again the following February. The Hanford Elementary School District Board of Trustees approves the school plans after the school site council has given their approval.

#### English Learner Advisory Committee (ELAC)

The school's English Learner Advisory Committee has designated the SSC, established pursuant to Education Code Section 52852, to function as the advisory committee for English Learners (Education Code 52176) at the school. This means that the SSC acts as the advisory committee for ELs and is the voice of EL parents at the school site. The SSC performs all of the duties of the ELAC. Both the ELAC and the SSC have approved this designation.

### District English Learner Advisory Committee (DELAC)

The district maintains a District English Learner Advisory Committee (DELAC). The DELAC is comprised The DELAC meets four times per school-year in November, January, March, and May. The DELAC advises the board on conducting a district-wide needs assessment on a school by school basis; advises the board on the district's plan for educational programs and services for English learners that takes into consideration the Single Plan for Student Achievement; advises the governing board on the district's (and school site) annual needs assessment.

## Resource Inequities

Briefly identify and describe any resource inequities identified as a result of the required needs assessment, as applicable.

### Chronic Absenteeism

Our school is ATSI Eligible for Chronic Absenteeism based on the student Groups: Students with Disabilities, African American Students, and Students with Two Or More races. We had not focused on these particular subgroups for Chronic Absenteeism. Although the rate of chronically absent students has been historically low, the COVID pandemic and the various strands of COVID-19 have had and continue to have a significant negative impact on student attendance. Department of Public Health required quarantines along with significant numbers of students testing positive and/or being symptomatic with COVID, which have caused significant rises in absenteeism during the 2021-2022 school year. The school's programs and services for students, leading up to the pandemic, have led to a significant and steady decline in chronic absenteeism. This indicates a need to continue, and where possible, expand the services and programs that support students and their families with social and emotional well-being and to keep them engaged in school to further reduce the number of students who are chronically absent, particularly our ATSI subgroups.

### Academic Performance

Our school is ATSI Eligible for Academic Performance based on the student Group: Students with Disabilities. As a result, we will actively monitor the achievement of students in this student group and provide supports to increase their achievement. Our school leadership team has developed plans to create specific goals and associated strategic actions that will help improve outcomes for all students while focusing on the needs of the aforementioned student group.



# School and Student Performance Data

## Student Enrollment Enrollment By Student Group

Student Enrollment by Subgroup						
Student Group	Percent of Enrollment			Number of Students		
	20-21	21-22	22-23	20-21	21-22	22-23
American Indian	0.9%	1.07%	1.24%	6	7	8
African American	4.4%	3.97%	4.48%	30	26	29
Asian	0.6%	0.61%	0.46%	4	4	3
Filipino	0.2%	0.15%	0.15%	1	1	1
Hispanic/Latino	67.8%	66.26%	67.08%	464	434	434
Pacific Islander	0.3%	0.15%	0.31%	2	1	2
White	21.9%	22.90%	22.26%	150	150	144
Multiple/No Response	3.8%	4.27%	3.86%	26	28	25
<b>Total Enrollment</b>				684	655	647

## Student Enrollment Enrollment By Grade Level

Student Enrollment by Grade Level			
Grade	Number of Students		
	20-21	21-22	22-23
Kindergarten	110	93	107
Grade 1	82	107	82
Grade 2	102	79	103
Grade3	102	101	83
Grade 4	108	85	91
Grade 5	91	102	83
Grade 6	89	88	98
<b>Total Enrollment</b>	684	655	647

Conclusions based on this data:

1.

# School and Student Performance Data

## Student Enrollment English Learner (EL) Enrollment

English Learner (EL) Enrollment						
Student Group	Number of Students			Percent of Students		
	20-21	21-22	22-23	20-21	21-22	22-23
English Learners	82	72	60	12.00%	11.0%	9.3%
Fluent English Proficient (FEP)	9	12	22	1.30%	1.8%	3.4%
Reclassified Fluent English Proficient (RFEP)	2			2.4%		

Conclusions based on this data:

- 1.

# School and Student Performance Data

## CAASPP Results English Language Arts/Literacy (All Students)

Overall Participation for All Students												
Grade Level	# of Students Enrolled			# of Students Tested			# of Students with			% of Enrolled Students		
	20-21	21-22	22-23	20-21	21-22	22-23	20-21	21-22	22-23	20-21	21-22	22-23
Grade 3	82	96		49	96		49	96		59.8	100.0	
Grade 4	107	87		67	87		67	87		62.6	100.0	
Grade 5	71	99		69	99		69	99		97.2	100.0	
Grade 6	63	89		62	88		62	88		98.4	98.9	
All Grades	323	371		247	370		247	370		76.5	99.7	

The “% of Enrolled Students Tested” showing in this table is not the same as “Participation Rate” for federal accountability purposes.

Overall Achievement for All Students															
Grade Level	Mean Scale Score			% Standard			% Standard Met			% Standard Nearly			% Standard Not		
	20-21	21-22	22-23	20-21	21-22	22-23	20-21	21-22	22-23	20-21	21-22	22-23	20-21	21-22	22-23
Grade 3	2384.	2393.		10.20	17.71		14.29	15.63		34.69	26.04		40.82	40.63	
Grade 4	2424.	2444.		13.43	24.14		13.43	14.94		23.88	22.99		49.25	37.93	
Grade 5	2482.	2514.		17.39	24.24		26.09	34.34		23.19	17.17		33.33	24.24	
Grade 6	2526.	2516.		22.58	13.64		22.58	31.82		35.48	26.14		19.35	28.41	
All Grades	N/A	N/A	N/A	16.19	20.00		19.43	24.32		28.74	22.97		35.63	32.70	

Reading Demonstrating understanding of literary and non-fictional texts									
Grade Level	% Above Standard			% At or Near Standard			% Below Standard		
	20-21	21-22	22-23	20-21	21-22	22-23	20-21	21-22	22-23
Grade 3	6.12	16.67		61.22	58.33		32.65	25.00	
Grade 4	9.09	20.69		66.67	51.72		24.24	27.59	
Grade 5	18.84	22.22		56.52	61.62		24.64	16.16	
Grade 6	20.97	20.45		56.45	48.86		22.58	30.68	
All Grades	14.23	20.00		60.16	55.41		25.61	24.59	

<b>Writing</b> <b>Producing clear and purposeful writing</b>									
<b>Grade Level</b>	<b>% Above Standard</b>			<b>% At or Near Standard</b>			<b>% Below Standard</b>		
	<b>20-21</b>	<b>21-22</b>	<b>22-23</b>	<b>20-21</b>	<b>21-22</b>	<b>22-23</b>	<b>20-21</b>	<b>21-22</b>	<b>22-23</b>
<b>Grade 3</b>	8.16	8.33		55.10	53.13		36.73	38.54	
<b>Grade 4</b>	7.58	21.84		50.00	52.87		42.42	25.29	
<b>Grade 5</b>	13.43	22.22		53.73	59.60		32.84	18.18	
<b>Grade 6</b>	22.58	15.91		46.77	55.68		30.65	28.41	
<b>All Grades</b>	13.11	17.03		51.23	55.41		35.66	27.57	

<b>Listening</b> <b>Demonstrating effective communication skills</b>									
<b>Grade Level</b>	<b>% Above Standard</b>			<b>% At or Near Standard</b>			<b>% Below Standard</b>		
	<b>20-21</b>	<b>21-22</b>	<b>22-23</b>	<b>20-21</b>	<b>21-22</b>	<b>22-23</b>	<b>20-21</b>	<b>21-22</b>	<b>22-23</b>
<b>Grade 3</b>	14.29	5.21		59.18	72.92		26.53	21.88	
<b>Grade 4</b>	15.15	3.45		69.70	72.41		15.15	24.14	
<b>Grade 5</b>	8.70	10.10		76.81	76.77		14.49	13.13	
<b>Grade 6</b>	11.29	13.64		74.19	76.14		14.52	10.23	
<b>All Grades</b>	12.20	8.11		70.73	74.59		17.07	17.30	

<b>Research/Inquiry</b> <b>Investigating, analyzing, and presenting information</b>									
<b>Grade Level</b>	<b>% Above Standard</b>			<b>% At or Near Standard</b>			<b>% Below Standard</b>		
	<b>20-21</b>	<b>21-22</b>	<b>22-23</b>	<b>20-21</b>	<b>21-22</b>	<b>22-23</b>	<b>20-21</b>	<b>21-22</b>	<b>22-23</b>
<b>Grade 3</b>	6.12	10.42		77.55	67.71		16.33	21.88	
<b>Grade 4</b>	9.09	8.05		71.21	71.26		19.70	20.69	
<b>Grade 5</b>	21.74	20.20		53.62	66.67		24.64	13.13	
<b>Grade 6</b>	19.35	14.77		69.35	67.05		11.29	18.18	
<b>All Grades</b>	14.63	13.51		67.07	68.11		18.29	18.38	

**Conclusions based on this data:**

1. See Identified Need Goals #1-4

# School and Student Performance Data

## CAASPP Results Mathematics (All Students)

Overall Participation for All Students												
Grade Level	# of Students Enrolled			# of Students Tested			# of Students with			% of Enrolled Students		
	20-21	21-22	22-23	20-21	21-22	22-23	20-21	21-22	22-23	20-21	21-22	22-23
Grade 3	82	96		49	96		49	96		59.8	100.0	
Grade 4	107	87		68	87		68	87		63.6	100.0	
Grade 5	71	99		62	99		62	99		87.3	100.0	
Grade 6	63	89		61	88		61	88		96.8	98.9	
All Grades	323	371		240	370		240	370		74.3	99.7	

\* The “% of Enrolled Students Tested” showing in this table is not the same as “Participation Rate” for federal accountability purposes.

Overall Achievement for All Students															
Grade Level	Mean Scale Score			% Standard			% Standard Met			% Standard Nearly			% Standard Not		
	20-21	21-22	22-23	20-21	21-22	22-23	20-21	21-22	22-23	20-21	21-22	22-23	20-21	21-22	22-23
Grade 3	2379.	2390.		8.16	12.50		24.49	17.71		18.37	25.00		48.98	44.79	
Grade 4	2413.	2440.		4.41	10.34		19.12	22.99		22.06	27.59		54.41	39.08	
Grade 5	2472.	2479.		12.90	16.16		12.90	17.17		38.71	28.28		35.48	38.38	
Grade 6	2529.	2514.		14.75	18.18		21.31	21.59		44.26	28.41		19.67	31.82	
All Grades	N/A	N/A	N/A	10.00	14.32		19.17	19.73		31.25	27.30		39.58	38.65	

Concepts & Procedures Applying mathematical concepts and procedures									
Grade Level	% Above Standard			% At or Near Standard			% Below Standard		
	20-21	21-22	22-23	20-21	21-22	22-23	20-21	21-22	22-23
Grade 3	18.37	16.67		36.73	40.63		44.90	42.71	
Grade 4	7.35	10.34		35.29	48.28		57.35	41.38	
Grade 5	6.45	11.11		59.68	52.53		33.87	36.36	
Grade 6	18.03	20.45		60.66	48.86		21.31	30.68	
All Grades	12.08	14.59		48.33	47.57		39.58	37.84	

<b>Problem Solving &amp; Modeling/Data Analysis</b>									
<b>Using appropriate tools and strategies to solve real world and mathematical problems</b>									
<b>Grade Level</b>	<b>% Above Standard</b>			<b>% At or Near Standard</b>			<b>% Below Standard</b>		
	<b>20-21</b>	<b>21-22</b>	<b>22-23</b>	<b>20-21</b>	<b>21-22</b>	<b>22-23</b>	<b>20-21</b>	<b>21-22</b>	<b>22-23</b>
<b>Grade 3</b>	16.33	13.54		30.61	37.50		53.06	48.96	
<b>Grade 4</b>	5.88	11.49		47.06	47.13		47.06	41.38	
<b>Grade 5</b>	12.90	13.13		56.45	49.49		30.65	37.37	
<b>Grade 6</b>	9.84	14.77		68.85	53.41		21.31	31.82	
<b>All Grades</b>	10.83	13.24		51.67	46.76		37.50	40.00	

<b>Communicating Reasoning</b>									
<b>Demonstrating ability to support mathematical conclusions</b>									
<b>Grade Level</b>	<b>% Above Standard</b>			<b>% At or Near Standard</b>			<b>% Below Standard</b>		
	<b>20-21</b>	<b>21-22</b>	<b>22-23</b>	<b>20-21</b>	<b>21-22</b>	<b>22-23</b>	<b>20-21</b>	<b>21-22</b>	<b>22-23</b>
<b>Grade 3</b>	12.24	12.50		59.18	59.38		28.57	28.13	
<b>Grade 4</b>	5.88	14.94		51.47	58.62		42.65	26.44	
<b>Grade 5</b>	3.23	10.10		64.52	65.66		32.26	24.24	
<b>Grade 6</b>	9.84	14.77		72.13	61.36		18.03	23.86	
<b>All Grades</b>	7.50	12.97		61.67	61.35		30.83	25.68	

**Conclusions based on this data:**

1. See Identified Need Goals #1-4

# School and Student Performance Data

## ELPAC Results

ELPAC Summative Assessment Data Number of Students and Mean Scale Scores for All Students												
Grade Level	Overall			Oral Language			Written Language			Number of Students Tested		
	20-21	21-22	22-23	20-21	21-22	22-23	20-21	21-22	22-23	20-21	21-22	22-23
<b>K</b>	1406.4	*		1422.9	*		1367.4	*		14	9	
<b>1</b>	*	*		*	*		*	*		*	7	
<b>2</b>	*	*		*	*		*	*		10	*	
<b>3</b>	*	1473.2		*	1491.9		*	1453.8		10	12	
<b>4</b>	1494.3	1530.7		1479.9	1534.1		1508.3	1526.7		18	11	
<b>5</b>	*	1525.3		*	1526.3		*	1523.8		10	17	
<b>6</b>	*	*		*	*		*	*		10	10	
<b>All Grades</b>										75	69	

Overall Language Percentage of Students at Each Performance Level for All Students															
Grade Level	Level 4			Level 3			Level 2			Level 1			Total Number of Students		
	20-21	21-22	22-23	20-21	21-22	22-23	20-21	21-22	22-23	20-21	21-22	22-23	20-21	21-22	22-23
<b>K</b>	14.29	*		21.43	*		42.86	*		21.43	*		14	*	
<b>1</b>	*	*		*	*		*	*		*	*		*	*	
<b>2</b>	*	*		*	*		*	*		*	*		*	*	
<b>3</b>	*	8.33		*	25.00		*	50.00		*	16.67		*	12	
<b>4</b>	5.56	36.36		38.89	36.36		33.33	9.09		22.22	18.18		18	11	
<b>5</b>	*	29.41		*	23.53		*	35.29		*	11.76		*	17	
<b>6</b>	*	*		*	*		*	*		*	*		*	*	
<b>All Grades</b>	9.33	17.39		36.00	39.13		33.33	27.54		21.33	15.94		75	69	

Oral Language Percentage of Students at Each Performance Level for All Students															
Grade Level	Level 4			Level 3			Level 2			Level 1			Total Number of Students		
	20-21	21-22	22-23	20-21	21-22	22-23	20-21	21-22	22-23	20-21	21-22	22-23	20-21	21-22	22-23
K	28.57	*		35.71	*		7.14	*		28.57	*		14	*	
1	*	*		*	*		*	*		*	*		*	*	
2	*	*		*	*		*	*		*	*		*	*	
3	*	16.67		*	58.33		*	25.00		*	0.00		*	12	
4	16.67	45.45		33.33	27.27		33.33	18.18		16.67	9.09		18	11	
5	*	35.29		*	35.29		*	23.53		*	5.88		*	17	
6	*	*		*	*		*	*		*	*		*	*	
All Grades	20.00	30.43		40.00	43.48		24.00	18.84		16.00	7.25		75	69	

Written Language Percentage of Students at Each Performance Level for All Students															
Grade Level	Level 4			Level 3			Level 2			Level 1			Total Number of Students		
	20-21	21-22	22-23	20-21	21-22	22-23	20-21	21-22	22-23	20-21	21-22	22-23	20-21	21-22	22-23
K	7.14	*		7.14	*		50.00	*		35.71	*		14	*	
1	*	*		*	*		*	*		*	*		*	*	
2	*	*		*	*		*	*		*	*		*	*	
3	*	0.00		*	16.67		*	25.00		*	58.33		*	12	
4	5.56	18.18		16.67	36.36		50.00	18.18		27.78	27.27		18	11	
5	*	5.88		*	23.53		*	47.06		*	23.53		*	17	
6	*	*		*	*		*	*		*	*		*	*	
All Grades	2.67	5.80		20.00	26.09		41.33	34.78		36.00	33.33		75	69	

Listening Domain Percentage of Students by Domain Performance Level for All Students												
Grade Level	Well Developed			Somewhat/Moderately			Beginning			Total Number of Students		
	20-21	21-22	22-23	20-21	21-22	22-23	20-21	21-22	22-23	20-21	21-22	22-23
K	14.29	*		64.29	*		21.43	*		14	*	
1	*	*		*	*		*	*		*	*	
2	*	*		*	*		*	*		*	*	
3	*	25.00		*	58.33		*	16.67		*	12	
4	22.22	54.55		66.67	27.27		11.11	18.18		18	11	
5	*	11.76		*	52.94		*	35.29		*	17	
6	*	*		*	*		*	*		*	*	
All Grades	18.67	21.74		69.33	57.97		12.00	20.29		75	69	



Speaking Domain Percentage of Students by Domain Performance Level for All Students												
Grade Level	Well Developed			Somewhat/Moderately			Beginning			Total Number of Students		
	20-21	21-22	22-23	20-21	21-22	22-23	20-21	21-22	22-23	20-21	21-22	22-23
<b>K</b>	35.71	*		28.57	*		35.71	*		14	*	
<b>1</b>	*	*		*	*		*	*		*	*	
<b>2</b>	*	*		*	*		*	*		*	*	
<b>3</b>	*	41.67		*	58.33		*	0.00		*	12	
<b>4</b>	22.22	45.45		61.11	54.55		16.67	0.00		18	11	
<b>5</b>	*	75.00		*	18.75		*	6.25		*	16	
<b>6</b>	*	*		*	*		*	*		*	*	
<b>All Grades</b>	33.33	54.41		46.67	39.71		20.00	5.88		75	68	

Reading Domain Percentage of Students by Domain Performance Level for All Students												
Grade Level	Well Developed			Somewhat/Moderately			Beginning			Total Number of Students		
	20-21	21-22	22-23	20-21	21-22	22-23	20-21	21-22	22-23	20-21	21-22	22-23
<b>K</b>	7.14	*		57.14	*		35.71	*		14	*	
<b>1</b>	*	*		*	*		*	*		*	*	
<b>2</b>	*	*		*	*		*	*		*	*	
<b>3</b>	*	0.00		*	25.00		*	75.00		*	12	
<b>4</b>	11.11	18.18		61.11	54.55		27.78	27.27		18	11	
<b>5</b>	*	17.65		*	41.18		*	41.18		*	17	
<b>6</b>	*	*		*	*		*	*		*	*	
<b>All Grades</b>	8.00	13.04		50.67	43.48		41.33	43.48		75	69	

Writing Domain Percentage of Students by Domain Performance Level for All Students												
Grade Level	Well Developed			Somewhat/Moderately			Beginning			Total Number of Students		
	20-21	21-22	22-23	20-21	21-22	22-23	20-21	21-22	22-23	20-21	21-22	22-23
<b>K</b>	14.29	*		35.71	*		50.00	*		14	*	
<b>1</b>	*	*		*	*		*	*		*	*	
<b>2</b>	*	*		*	*		*	*		*	*	
<b>3</b>	*	16.67		*	33.33		*	50.00		*	12	
<b>4</b>	11.11	27.27		66.67	54.55		22.22	18.18		18	11	
<b>5</b>	*	11.76		*	82.35		*	5.88		*	17	
<b>6</b>	*	*		*	*		*	*		*	*	
<b>All Grades</b>	12.00	18.84		54.67	57.97		33.33	23.19		75	69	

**Conclusions based on this data:**

1.

# School and Student Performance Data

## Student Population

For the past two years, many state and federal accountability requirements were waived or adjusted due to the impact of the COVID-19 pandemic on LEAs, schools, and students. Beginning with the 2021-22 school year, the requirements to hold schools and districts accountable for student outcomes has returned with the release of the 2022 California School Dashboard (Dashboard). The Every Student Succeeds Act is requiring all states to determine schools eligible for support. Similarly, under state law, Assembly Bill (AB) 130, which was signed into law in 2021, mandates the return of the Dashboard using only current year performance data to determine LEAs for support. Therefore, to meet this state requirement, only the 2021-22 school year data will be reported on the 2022 Dashboard for state indicators. (Data for Change [or the difference from prior year] and performance colors will not be reported.)

This section provides information about the school's student population.

2021-22 Student Population			
Total Enrollment	Socioeconomically Disadvantaged	English Learners	Foster Youth
655	75.3	11.0	0.5
Total Number of Students enrolled in Monroe Elementary.	Students who are eligible for free or reduced priced meals; or have parents/guardians who did not receive a high school diploma.	Students who are learning to communicate effectively in English, typically requiring instruction in both the English Language and in their academic courses.	Students whose well being is the responsibility of a court.

2021-22 Enrollment for All Students/Student Group		
Student Group	Total	Percentage
English Learners	72	11.0
Foster Youth	3	0.5
Homeless	13	2.0
Socioeconomically Disadvantaged	493	75.3
Students with Disabilities	61	9.3

Enrollment by Race/Ethnicity		
Student Group	Total	Percentage
African American	26	4.0
American Indian	7	1.1
Asian	4	0.6
Filipino	1	0.2
Hispanic	434	66.3
Two or More Races	28	4.3
Pacific Islander	1	0.2
White	150	22.9

**Conclusions based on this data:**

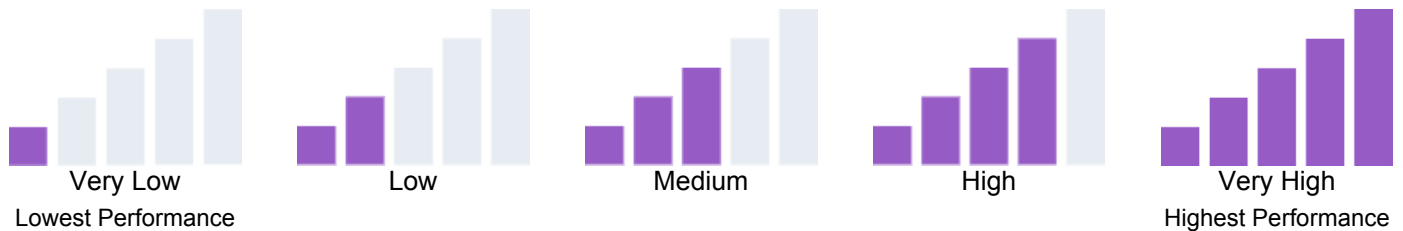
1. See Identified Need Goals #1-4

# School and Student Performance Data

## Overall Performance

Due to the COVID-19 pandemic, state law allows the 2022 Dashboard to only display the most current year of data (also known as Status). For this year only, performance levels will be reported using one of five Status levels (ranging from Very High, High, Medium, Low, and Very Low) for state measures. Please note that the Status levels associated with the Chronic Absenteeism and Suspension Rate Indicators are reversed (ranging from Very Low, Low, Medium, High, and Very High). Information regarding this year's Dashboard data is available within the [Dashboard Communications Toolkit](#).

Because performance on state measures is based on current year (i.e., 2021-22) results only for the 2022 Dashboard, the color dials have been replaced with one of five Status levels (ranging from Very High, High, Medium, Low, and Very Low).



### 2022 Fall Dashboard Overall Performance for All Students

Academic Performance	Academic Engagement	Conditions & Climate
<b>English Language Arts</b> <p>Low</p>	<b>Chronic Absenteeism</b> <p>Very High</p>	<b>Suspension Rate</b> <p>Low</p>
<b>Mathematics</b> <p>Low</p>		
<b>English Learner Progress</b> <p>Medium</p>		

#### Conclusions based on this data:

1. See Identified Need Goals #1-4

# School and Student Performance Data

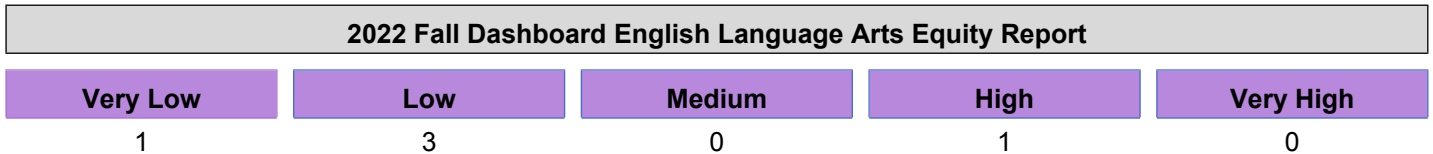
## Academic Performance English Language Arts

Due to the COVID-19 pandemic, state law allows the 2022 Dashboard to only display the most current year of data (also known as Status). For this year only, performance levels will be reported using one of five Status levels (ranging from Very High, High, Medium, Low, and Very Low) for state measures. Please note that the Status levels associated with the Chronic Absenteeism and Suspension Rate Indicators are reversed (ranging from Very Low, Low, Medium, High, and Very High). Information regarding this year's Dashboard data is available within the [Dashboard Communications Toolkit](#).

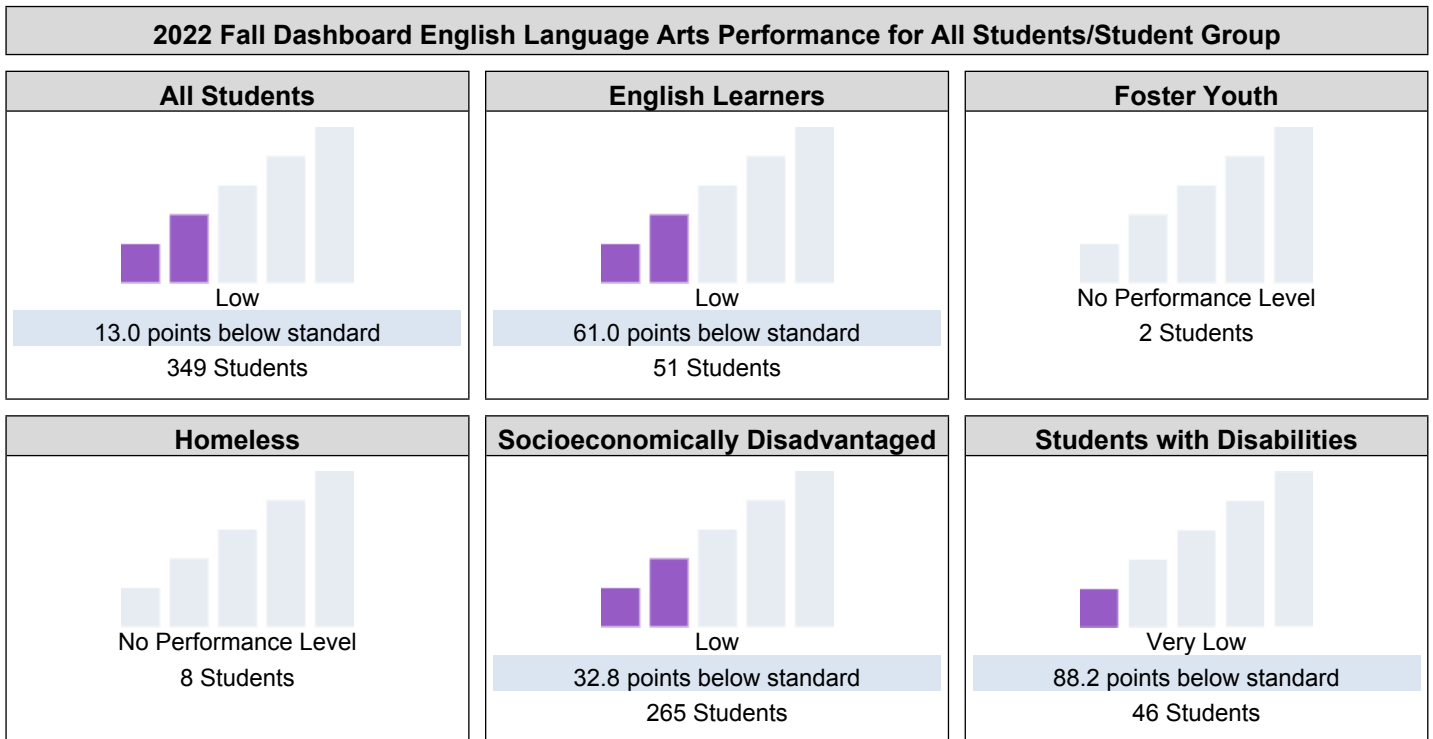
Because performance on state measures is based on current year (i.e., 2021-22) results only for the 2022 Dashboard, the color dials have been replaced with one of five Status levels (ranging from Very High, High, Medium, Low, and Very Low).




This section provides number of student groups in each level.



This section provides a view of how well students are meeting grade-level standards on the English Language Arts assessment. This measure is based on student performance on either the Smarter Balanced Summative Assessment or the California Alternate Assessment, which is taken annually by students in grades 3–8 and grade 11.



**2022 Fall Dashboard English Language Arts Performance by Race/Ethnicity**



This section provides additional information on distance from standard for current English learners, prior or Reclassified English learners, and English Only students in English Language Arts.

**2022 Fall Dashboard English Language Arts Data Comparisons for English Learners**

Current English Learner	Reclassified English Learners	English Only
71.1 points below standard 48 Students	3 Students	5.4 points below standard 295 Students

**Conclusions based on this data:**

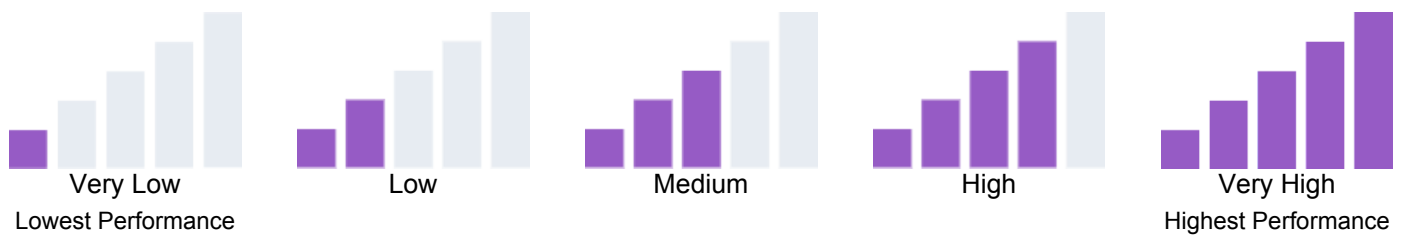
1. See Identified Need Goals #1-4

# School and Student Performance Data

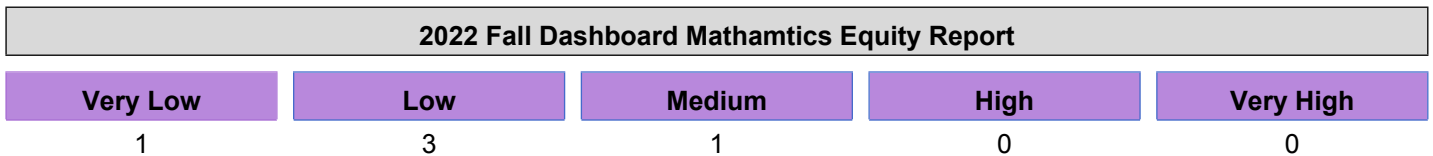
## Academic Performance Mathematics

Due to the COVID-19 pandemic, state law allows the 2022 Dashboard to only display the most current year of data (also known as Status). For this year only, performance levels will be reported using one of five Status levels (ranging from Very High, High, Medium, Low, and Very Low) for state measures. Please note that the Status levels associated with the Chronic Absenteeism and Suspension Rate Indicators are reversed (ranging from Very Low, Low, Medium, High, and Very High). Information regarding this year's Dashboard data is available within the [Dashboard Communications Toolkit](#).

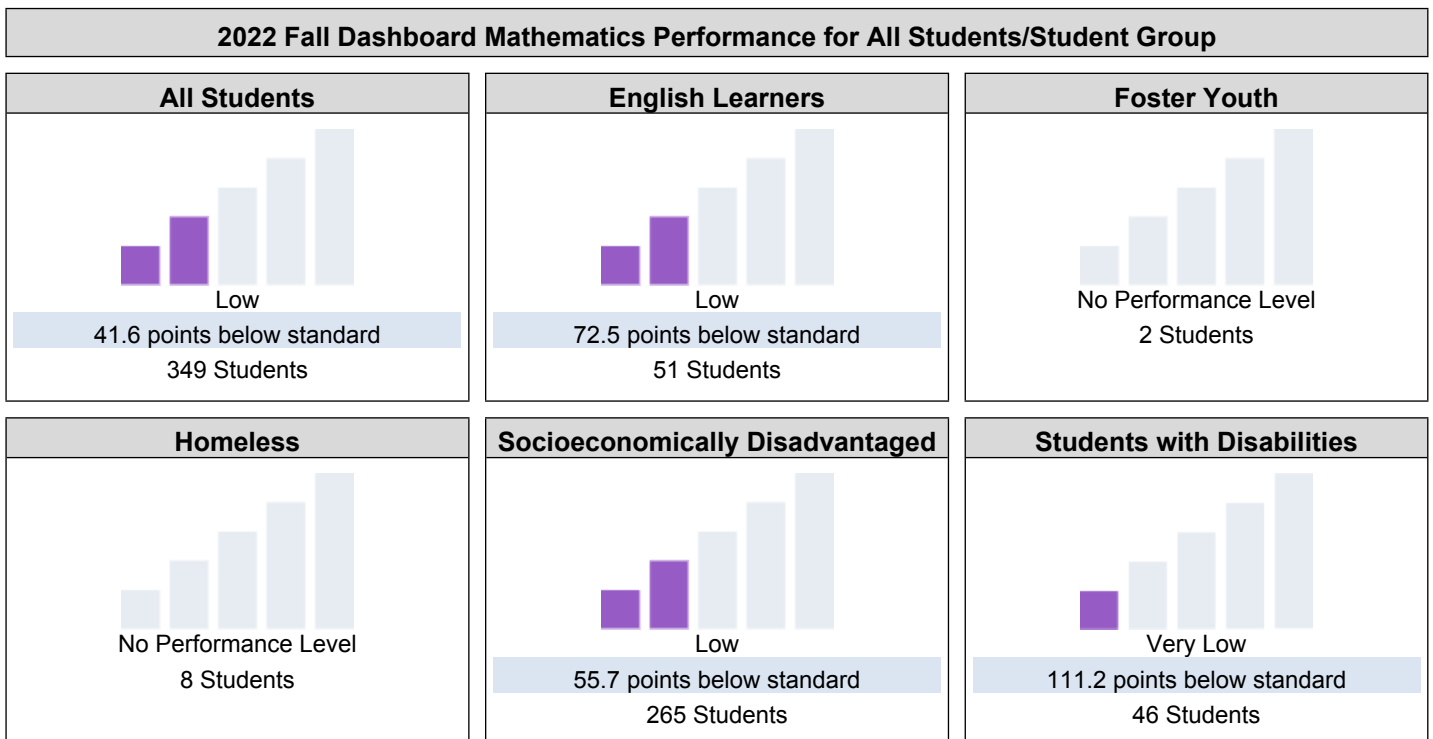
Because performance on state measures is based on current year (i.e., 2021-22) results only for the 2022 Dashboard, the color dials have been replaced with one of five Status levels (ranging from Very High, High, Medium, Low, and Very Low).



This section provides number of student groups in each level.




This section provides a view of how well students are meeting grade-level standards on the Mathematics assessment. This measure is based on student performance either on the Smarter Balanced Summative Assessment or the California Alternate Assessment, which is taken annually by students in grades 3–8 and grade 11.





### 2022 Fall Dashboard Mathematics Performance by Race/Ethnicity



This section provides additional information on distance from standard for current English learners, prior or Reclassified English learners, and English Only students in mathematics

### 2022 Fall Dashboard Mathematics Data Comparisons for English Learners

Current English Learner	Reclassified English Learners	English Only
<p style="background-color: #e6f2ff; padding: 2px;">78.8 points below standard</p> <p>48 Students</p>	<p>3 Students</p>	<p style="background-color: #e6f2ff; padding: 2px;">36.4 points below standard</p> <p>295 Students</p>

**Conclusions based on this data:**

1. See Identified Need Goals #1-4

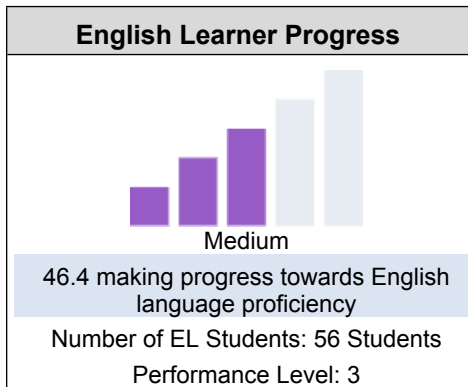
# School and Student Performance Data

## Academic Performance English Learner Progress

Due to the COVID-19 pandemic, state law allows the 2022 Dashboard to only display the most current year of data (also known as Status). For this year only, performance levels will be reported using one of five Status levels (ranging from Very High, High, Medium, Low, and Very Low) for state measures. Please note that the Status levels associated with the Chronic Absenteeism and Suspension Rate Indicators are reversed (ranging from Very Low, Low, Medium, High, and Very High). Information regarding this year's Dashboard data is available within the [Dashboard Communications Toolkit](#).

This section provides information on the percentage of current EL students making progress towards English language proficiency or maintaining the highest level.

### 2022 Fall Dashboard English Learner Progress Indicator



This section provides a view of the percentage of current EL students who progressed at least one ELPI level, maintained ELPI level 4, maintained lower ELPI levels (i.e, levels 1, 2L, 2H, 3L, or 3H), or decreased at least one ELPI Level.

### 2022 Fall Dashboard Student English Language Acquisition Results

Decreased One ELPI Level	Maintained ELPI Level 1, 2L, 2H, 3L, or 3H	Maintained ELPI Level 4	Progressed At Least One ELPI Level
23.2%	30.4%	1.8%	44.6%

#### Conclusions based on this data:

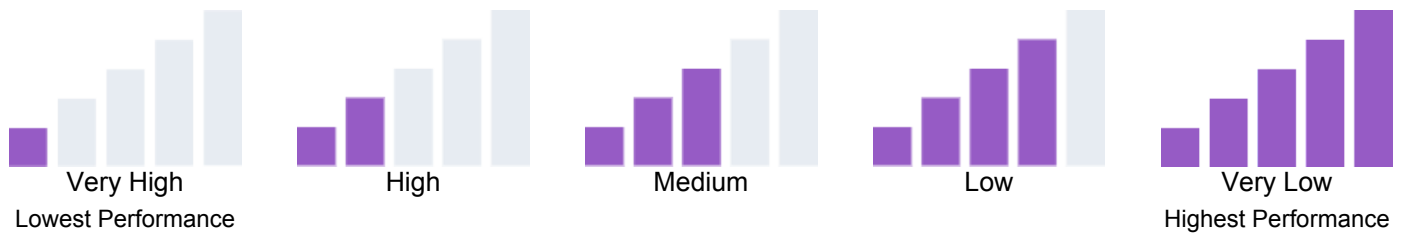
1. See Identified Need Goals #1-4

# School and Student Performance Data

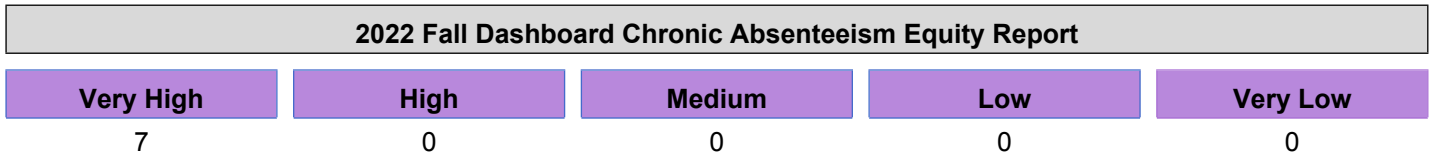
## Academic Engagement Chronic Absenteeism

Due to the COVID-19 pandemic, state law allows the 2022 Dashboard to only display the most current year of data (also known as Status). For this year only, performance levels will be reported using one of five Status levels (ranging from Very High, High, Medium, Low, and Very Low) for state measures. Please note that the Status levels associated with the Chronic Absenteeism and Suspension Rate Indicators are reversed (ranging from Very Low, Low, Medium, High, and Very High). Information regarding this year's Dashboard data is available within the [Dashboard Communications Toolkit](#).

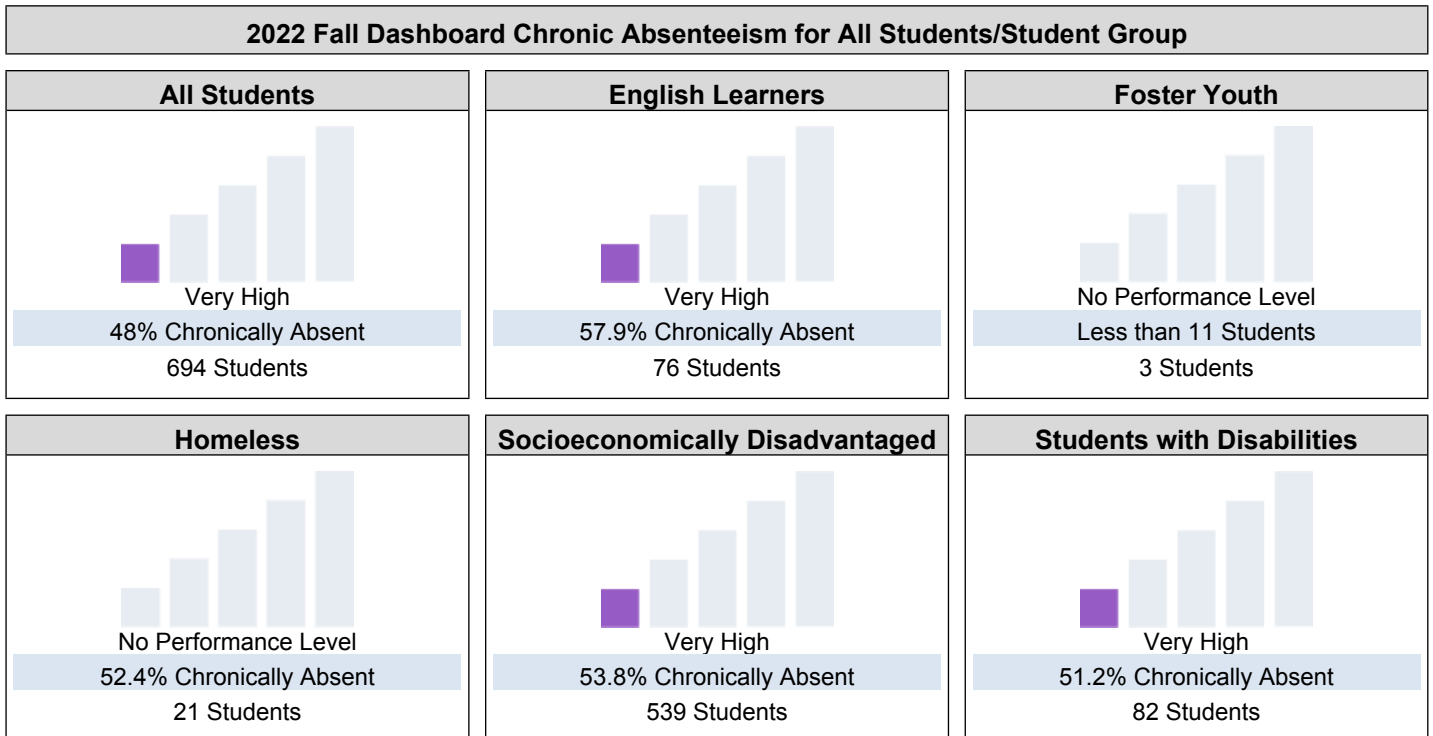
Because performance on state measures is based on current year (i.e., 2021-22) results only for the 2022 Dashboard, the color dials have been replaced with one of five Status levels (ranging from Very High, High, Medium, Low, and Very Low).



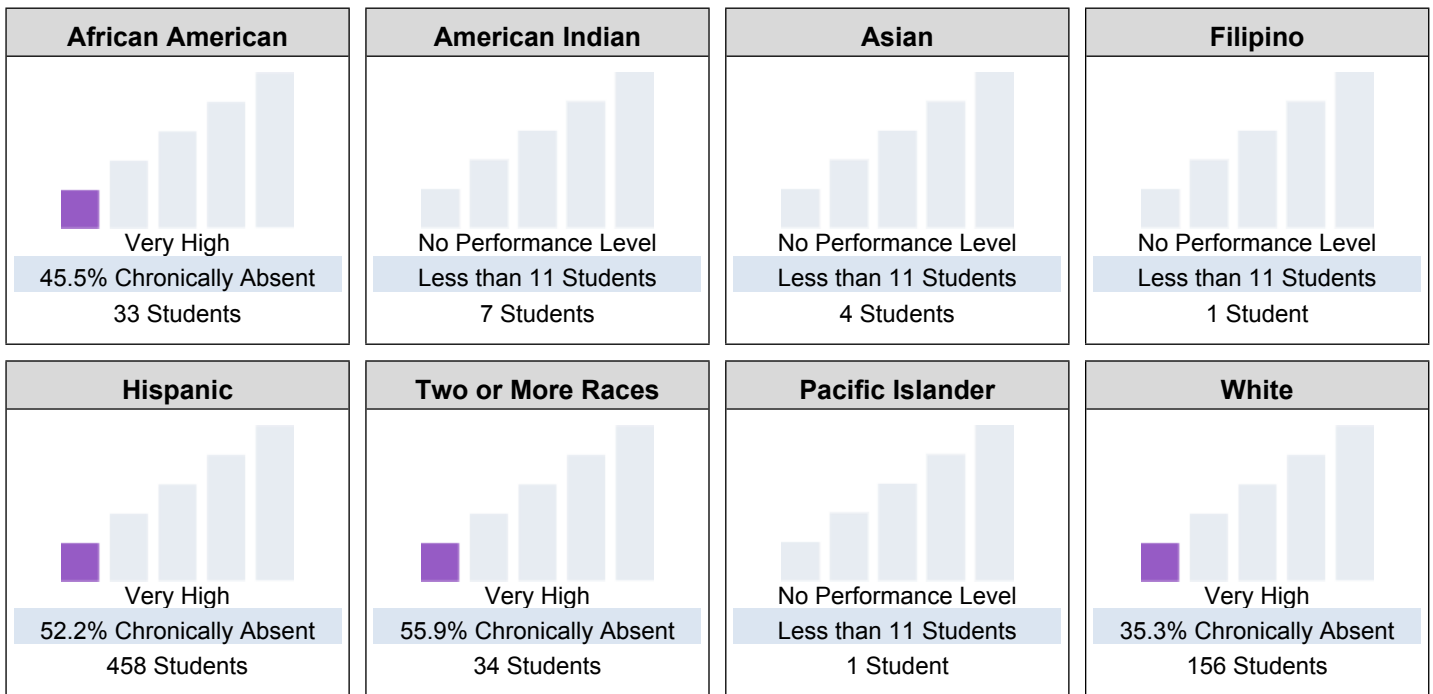
This section provides number of student groups in each level.



This section provides information about the percentage of students in kindergarten through grade 8 who are absent 10 percent or more of the instructional days they were enrolled.



**2022 Fall Dashboard Chronic Absenteeism by Race/Ethnicity**



**Conclusions based on this data:**

1. See Identified Need Goals #1-4

# School and Student Performance Data

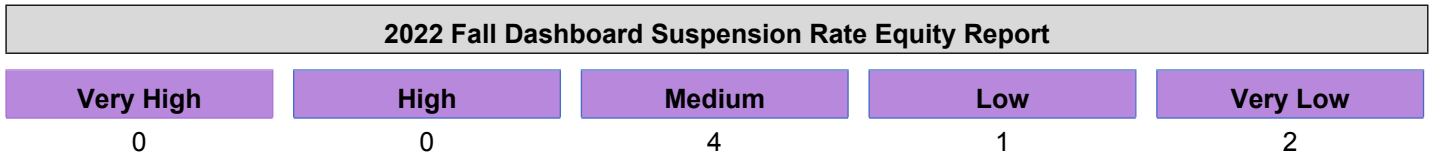
## Conditions & Climate Suspension Rate

Due to the COVID-19 pandemic, state law allows the 2022 Dashboard to only display the most current year of data (also known as Status). For this year only, performance levels will be reported using one of five Status levels (ranging from Very High, High, Medium, Low, and Very Low) for state measures. Please note that the Status levels associated with the Chronic Absenteeism and Suspension Rate Indicators are reversed (ranging from Very Low, Low, Medium, High, and Very High). Information regarding this year's Dashboard data is available within the [Dashboard Communications Toolkit](#).

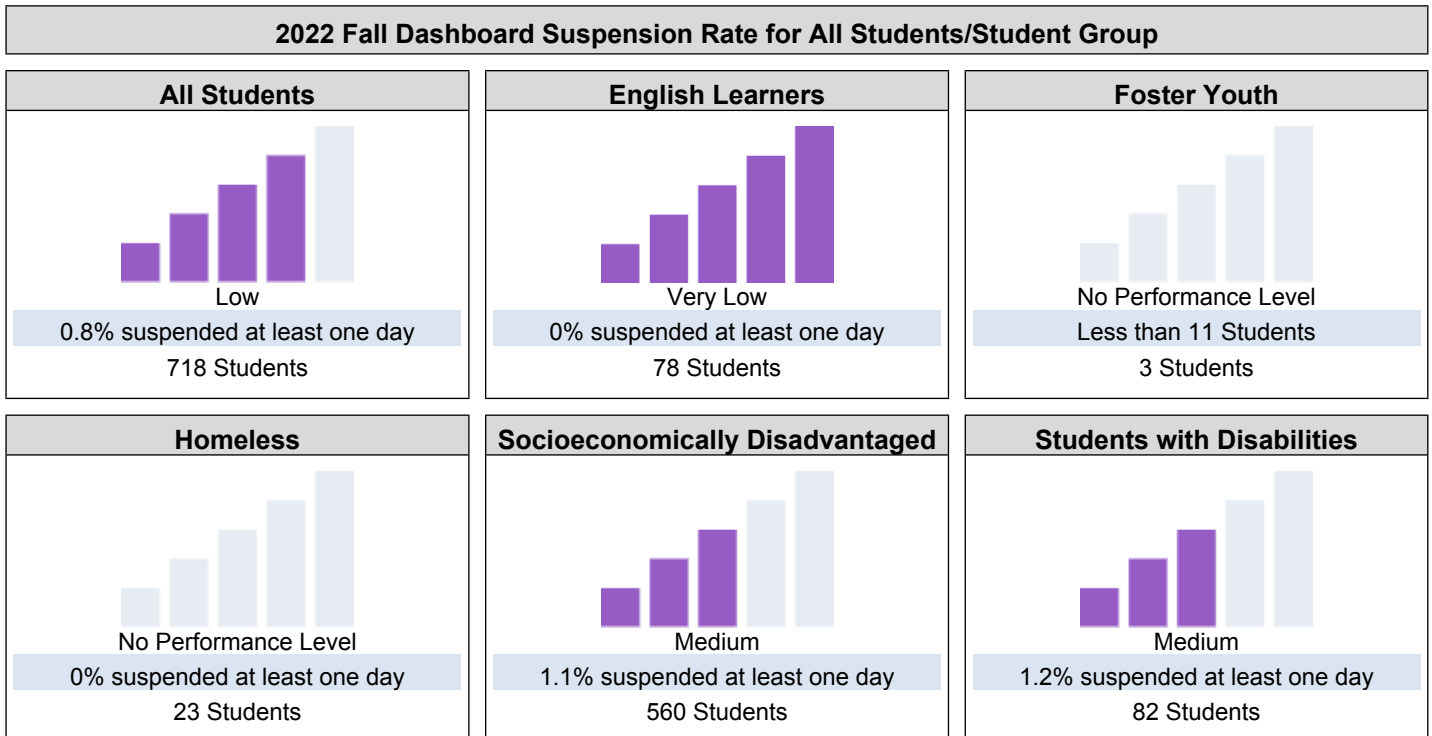
Because performance on state measures is based on current year (i.e., 2021-22) results only for the 2022 Dashboard, the color dials have been replaced with one of five Status levels (ranging from Very High, High, Medium, Low, and Very Low).



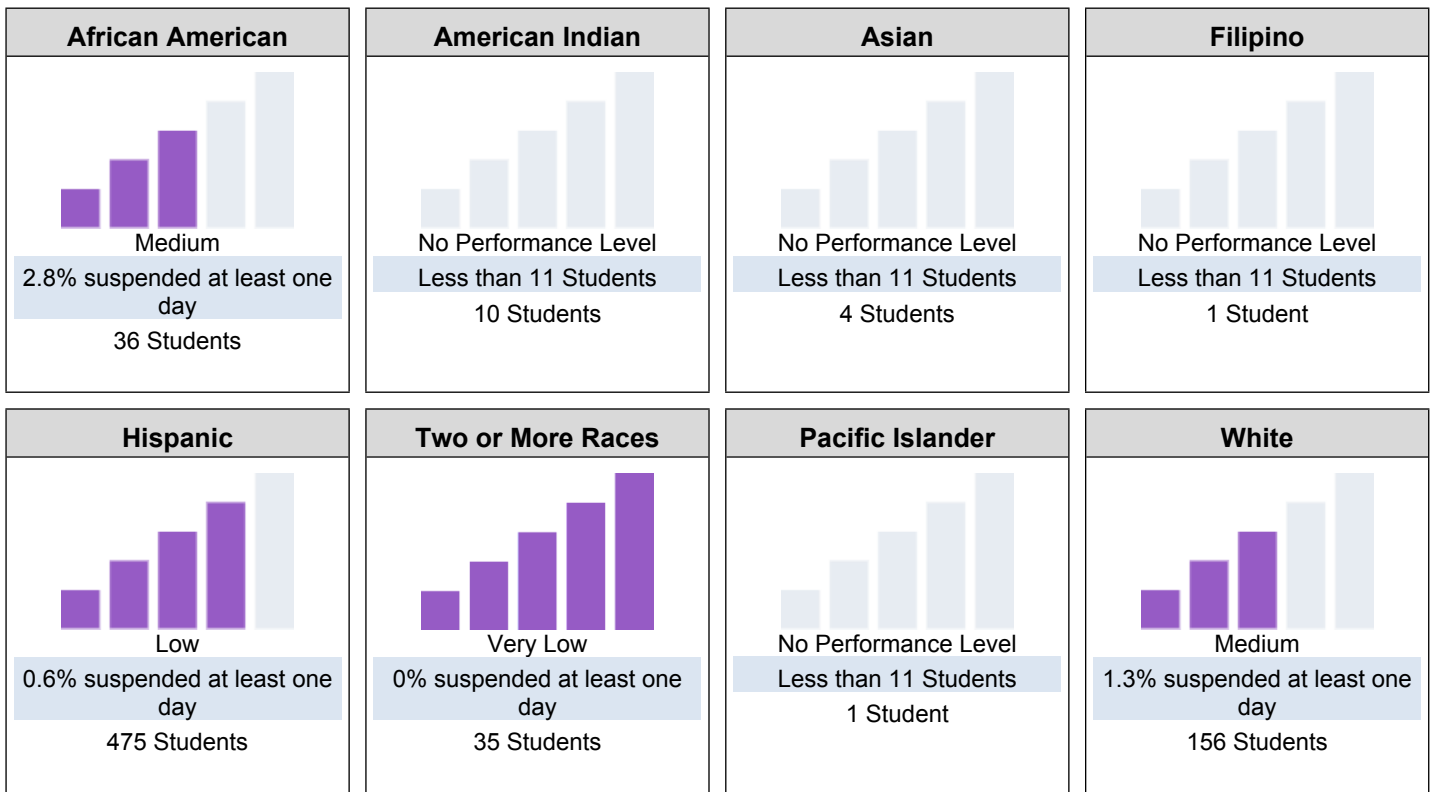
This section provides number of student groups in each level.



This section provides information about the percentage of students in kindergarten through grade 12 who have been suspended at least once in a given school year. Students who are suspended multiple times are only counted once.



**2022 Fall Dashboard Suspension Rate by Race/Ethnicity**



**Conclusions based on this data:**

1. See Identified Need Goals #1-4

# Goals, Strategies, & Proposed Expenditures

Complete a copy of the following table for each of the school's goals. Duplicate the table as needed.

## LEA/LCAP Goal

All students will make progress toward proficiency on the state adopted standards and English learners will make progress learning the English language.

## Goal 1

All students will make progress toward proficiency on the state adopted standards and English learners will make progress learning the English language.

## Identified Need

CAASPP scores from the 21-22 school year in ELA and math indicate that students did make slight gains from the previous year for the 20-21 school year. Even though there was an increase in test scores from 20-21 school year, the scores in ELA and math show a substantial decline from pre-Covid CAASPP scores (the 2019 California School Dashboard.)

English Learners, African American students, and students with disabilities showed the most serious declines in both ELA and math from pre-Covid scores.

There is a need to provide students with a strong cored educational program along with significant supplemental/after-hours intervention and instruction.

Our school is ATSI Eligible for Academic Performance based on the student Groups: Students with Disabilities

## Annual Measurable Outcomes

Metric/Indicator	Baseline/Actual Outcome	Expected Outcome
2022 California Assessment of Student Performance and Progress Results: ELA (Internal Data) All Students	44.44% Proficient	For 2022-2023: 45% Proficient
2022 California Assessment of Student Performance and Progress Results: ELA (Internal Data) African American	21.05% Proficient	For 2022-2023: 27% Proficient
2022 California Assessment of Student Performance and Progress Results: ELA (Internal Data) Hispanic	42.53% Proficient	For 2022-2023: 40% Proficient
2022 California Assessment of Student Performance and Progress Results: ELA (Internal Data) English Learners	56.63% Proficient	For 2022-2023: 58% Proficient

Metric/Indicator	Baseline/Actual Outcome	Expected Outcome
Progress Results: ELA (Internal Data) White		
2022 California Assessment of Student Performance and Progress Results: ELA (Internal Data) English Learners	19.23% Proficient	For 2022-2023: 11% Proficient
2022 California Assessment of Student Performance and Progress Results: ELA (Internal Data) Economically Disadvantaged	36.15% Proficient	For 2022-2023: 38% Proficient
2022 California Assessment of Student Performance and Progress Results: ELA (Internal Data) Students with Disabilities	0% Proficient	For 2022-2023: 8% Proficient
2022 California Assessment of Student Performance and Progress Results: Math (Internal Data) All Students	33.33% Proficient	For 2022-2023: 38.37% Proficient
2022 California Assessment of Student Performance and Progress Results: Math (Internal Data) African American	10.53% Proficient	For 2022-2023: 15% Proficient
2022 California Assessment of Student Performance and Progress Results: Math (Internal Data) Hispanic	30.27% Proficient	For 2022-2023: 32% Proficient
2022 California Assessment of Student Performance and Progress Results: Math (Internal Data) White	48.19% Proficient	For 2022-2023: 53% Proficient
2022 California Assessment of Student Performance and Progress Results: Math (Internal Data) English Learner	15.38% Proficient	For 2022-2023: 18% Proficient
2022 California Assessment of Student Performance and Progress Results: Math (Internal Data) Economically Disadvantaged	26.69% Proficient	For 2022-2023: 31% Proficient
2022 California Assessment of Student Performance and	0% Proficient	For 2022-2023: 10% Proficient



Metric/Indicator	Baseline/Actual Outcome	Expected Outcome
Progress Results: Math (Internal Data) Students with Disabilities		

Complete a copy of the Strategy/Activity table for each of the school's strategies/activities. Duplicate the table, including Proposed Expenditures, as needed.

## Strategy/Activity 1

### Students to be Served by this Strategy/Activity

(Identify either All Students or one or more specific student groups)

All Students

### Strategy/Activity

Implement standards based ELA and mathematics instruction using the HESD pacing guides and district adopted instructional materials.

Shared reading, reader's workshop, writer's workshop, small group instruction in reading, writing and math, read aloud, close reading and interactive writing teaching points using the state adopted text and supplemental nonfiction instructional materials will be derived from the Common Core Standards.

Library Media Technician promotes regular use of literacy to enrich the school experience and encourages regular participation in library activities to develop students' literacy skills.

#### ELA

Leadership team will provide support as needed.

Leadership team will monitor monthly:

classroom observations

lesson plans

minimum day collaboration agendas.

formative & summative assessments

overall student academic progress and academic needs

#### Math

Leadership team monitors monthly to ensure that essential standards/units will be instructed prior to state testing:

Lesson plans

District assessment data

Formative classroom/chapter assessment results

#### Physical Education

Students will receive instruction in physical education for a total period of time of not less than 200 minutes each 10 schooldays, exclusive of recesses and the lunch period. The Physical Education Model Content Standards will follow a sequential, developmentally appropriate curriculum designed and implemented to help students acquire the knowledge, skills, attitudes, and confidence needed to adopt and maintain a physically active, healthy lifestyle.

**Proposed Expenditures for this Strategy/Activity**

List the amount(s) and funding source(s) for the proposed expenditures. Specify the funding source(s) using one or more of the following: LCFF, Federal (if Federal identify the Title and Part, as applicable), Other State, and/or Local.

Amount(s)	Source(s)
17,582	School Wide Program (SWP) 4000-4999: Books And Supplies Supplemental Instructional Supplies Materials
5,000	School Wide Program (SWP) 4000-4999: Books And Supplies Library Books
1,500	School Wide Program (SWP) 4000-4999: Books And Supplies LMT Supplies/Materials other than books
2,026	LCFF - Supplemental 4000-4999: Books And Supplies PE Supplies
200	School Wide Program (SWP) 5700-5799: Transfers Of Direct Costs TRC Resource
1,000	School Wide Program (SWP) 5700-5799: Transfers Of Direct Costs Print Shop
2,000	School Wide Program (SWP) 4000-4999: Books And Supplies Library ebooks
100	School Wide Program (SWP) 5800: Professional/Consulting Services And Operating Expenditures Amazon Prime Membership

**Strategy/Activity 2**

**Students to be Served by this Strategy/Activity**

(Identify either All Students or one or more specific student groups)

High Needs Students including our ATSI subgroup: Students with Disabilities

**Strategy/Activity**

Implement school-wide differentiated small group reading, writing, and mathematics instruction and in-class interventions.

**ELA**

“At risk” students will participate in explicit reading and/or math instruction delivered by the teacher and will progress in reading levels. Students receive small group instruction from Ed. Tutors using a push-in model and/or pull out.. (Students are receiving an additional small group lesson, before or

after their small group lesson with the teacher, when they would otherwise be working independently.)

Teachers will monitor progress and adjust small group instruction based on the assessment of students once per month. Students needing additional support will participate in a reading intervention program supported by an Ed Tutor.

Provide before school, after school, or lunch time tutoring and intervention opportunities for identified students scoring in the intensive range on language arts and/or mathematics assessments for grades K-6.

Additional supplemental materials and supplies such as leveled books and intervention materials to support student's academic needs.

ATSI Eligible Student Groups (Students with Disabilities)

Implement standards aligned ELA and mathematics instruction incorporating state adopted text and HESD pacing calendars, with a focus on our ATSI eligible student groups:

EVIDENCE

\*Strong Evidence

Note: The HESD Mathematics Pacing Calendar provides teachers with specific information and support to carry out each of the following recommendations\* that show strong evidence from at least 1 well-designed and well-implemented experimental study:

1. Review and integrate previously learned content throughout intervention to ensure that students maintain understanding of concepts and procedures.
2. When introducing new concepts and procedures, use accessible numbers to support learning.
3. Sequence instruction so that the mathematics students are learning builds incrementally.
4. Provide visual and verbal supports.
5. Provide immediate, supportive feedback to students to address any misunderstandings.

\*U.S. Department of Education. (2021). Assisting Students Struggling with Mathematics in the Elementary Grades. Washington D.C.: What Works Clearinghouse.

\*Strong/Moderate/Minimal Evidence

Note: The HESD English Language Arts Pacing Calendar provides teachers with specific information and support to carry out each of the following recommendations\* that show strong evidence from at least 1 well-designed and well-implemented experimental study, with a focus on our ATSI eligible student groups:

1. Teach students academic language skills, including the use of inferential and narrative language, and vocabulary knowledge. (Minimal)
2. Develop awareness of the segments of sounds in speech and how they link to letters. (Strong)
3. Teach students to decode words, analyze word parts, and write and recognize words. (Strong)
4. Ensure that each student reads connected text every day to support reading accuracy, fluency, and comprehension. (Moderate)

\*U.S. Department of Education. (2016). Foundational Skills to Support Reading for Understanding in Kindergarten Through 3rd Grade. Washington D.C.: What Works Clearinghouse.

\*Strong/Moderate Evidence

Note: The HESD English Language Arts Pacing Calendar provides teachers with specific information and support to carry out each of the following recommendations\* that show strong evidence from at least 1 well-designed and well-implemented experimental study, with a focus on our ATSI eligible student groups:

1. Provide explicit vocabulary instruction (Strong)
2. Provide direct and explicit comprehension strategy instruction. (Strong)
3. Provide opportunities for extended discussion of text meaning and interpretation. (Moderate)
4. Increase student motivation and engagement in literacy learning. (Moderate)
5. Make available intensive and individualized interventions for struggling readers that can be provided by trained specialists. (Strong)

\*U.S. Department of Education. (2008). Improving Adolescent Literacy: Effective Classroom and Intervention Practices. Washington D.C.: What Works Clearinghouse.

#### Assessments

Using a subset of district developed assessments, CAASPP Interim assessments, and/or curriculum-based assessments, teachers will deliver assessments and monitor the progress of students in their class, with a focus on our ATSI eligible student groups. Teachers will use information from these assessments to plan and deliver instruction and interventions.

#### EVIDENCE

\*Low Evidence (Recommendation is based on expert opinion derived from strong findings or theories in related areas.)

1. Make data part of an ongoing cycle of instructional improvement (Low)
2. Teach students to examine their own data and set learning goals (Low)
3. Establish a clear vision for schoolwide data use (Low)
4. Provide supports that foster a data-driven culture within the school (Low)
5. Develop and maintain a districtwide data system (Low)

\*U.S. Department of Education. (2009). Using Student Achievement Data to Support Instructional Decision Making. Washington D.C.: What Works Clearinghouse.

### Proposed Expenditures for this Strategy/Activity

List the amount(s) and funding source(s) for the proposed expenditures. Specify the funding source(s) using one or more of the following: LCFF, Federal (if Federal identify the Title and Part, as applicable), Other State, and/or Local.

Amount(s)

5,000

Source(s)

School Wide Program (SWP)  
4000-4999: Books And Supplies  
Books/Leveled Books/Library Books/eBooks

### Strategy/Activity 3

#### Students to be Served by this Strategy/Activity

(Identify either All Students or one or more specific student groups)

All Students

Strategy/Activity

Students participate in a variety of enrichment activities that are designed to increase engagement in learning, improve background knowledge, support vocabulary development by integrating content instruction with hands-on activities.

Activities may include clubs, assemblies, awards assemblies, art lessons, guest speakers, study trips, video conferences, Read Across America activities and virtual study trips that align to grade level content and themes.

Supplemental academic and enrichment activities to support instruction in ELA, Math, Science, and History/Social Science.

- Videoconferencing
- Study Trips
- Zoom Field Trip
- Book Fair and Read Across America Activities
- Medals and Trophies that celebrate academic achievement
- Art Lessons

### Proposed Expenditures for this Strategy/Activity

List the amount(s) and funding source(s) for the proposed expenditures. Specify the funding source(s) using one or more of the following: LCFF, Federal (if Federal identify the Title and Part, as applicable), Other State, and/or Local.

Amount(s)	Source(s)
	School Wide Program (SWP) 4000-4999: Books And Supplies Level Books for Book Fair
200	School Wide Program (SWP) 5700-5799: Transfers Of Direct Costs Transportation for Study Trips
2,000	School Wide Program (SWP) 4000-4999: Books And Supplies Academic and Enrichment Activities
500	LCFF - Supplemental 4000-4999: Books And Supplies Supplies and Materials

### Strategy/Activity 4

#### Students to be Served by this Strategy/Activity

(Identify either All Students or one or more specific student groups)

All Students

#### Strategy/Activity

Supplement the school's board approved instructional materials in ELA, math, science, and history/social science with a suite of digital/online tools and subscriptions that are aligned with the State standards, are accessible at school and home, are adaptive (able to remediate and/or accelerate learning), can identify and target missing skills or gaps in skills/knowledge/understanding, and that provide data on students' progress.

Supplemental digital content through centralized services includes:

IVS Computer Technology (SMART Notebook)

Lexia Learning

Kahn Academy

Flocabulary

Discover Education

Learning A-Z

Seesaw Learning

Adobe Creative Cloud for Students (SHI)

Zoom

BrainPop

School City (Illuminate)

No Red Ink-Site Purchase

Accelerated Reader-Site Purchase

Starfall-Site Purchase

IXL-Site Purchase

Mystery Science-Site Purchase

NewsELA-Site Purchase

Education.com-Site Purchase

Screenstorm-Site Purchase

Field Trip Zoom-Site Purchase

### Proposed Expenditures for this Strategy/Activity

List the amount(s) and funding source(s) for the proposed expenditures. Specify the funding source(s) using one or more of the following: LCFF, Federal (if Federal identify the Title and Part, as applicable), Other State, and/or Local.

Amount(s)

Source(s)

25,000

School Wide Program (SWP)  
5800: Professional/Consulting Services And  
Operating Expenditures  
Digital Subscriptions

5,081.83

Title I Centralized Service  
5800: Professional/Consulting Services And  
Operating Expenditures  
Digital Content & Subscriptions

### Strategy/Activity 5

#### Students to be Served by this Strategy/Activity

(Identify either All Students or one or more specific student groups)

English Learners

Strategy/Activity

Integrated ELD  
(Core Program ELD/EL Support)

The foundation of the district's support for English learners are its integrated and designated English language development instruction programs. These are the district's core ELD programs. ELD instruction and EL support in academic content areas will be provided to all EL students using the state adopted core and ancillary materials ensuring that English learners are receiving language instruction that supports access to the state-adopted content standards in ELA, mathematics, science, and history social science.

EL Students are supported across the school day in all content areas. English learners in Hanford Elementary are referred to as ELITE because being an English learner, knowing two languages and working toward becoming bilingual and biliterate, is considered an asset rather than a handicap.

Integrated ELD:

- Includes intentional supports and scaffolds that happen by design
- Is planned in advance as part of the lesson to eliminate barriers to learning
- Often includes a preview or pre-teach to build background knowledge for the topic
- May include small group
- Provides connections to what students already know
- Often includes hands on activity and discussion (with language supports as needed)
- May include the use of charts and graphic organizers

Provide all EL students with ELD instruction and EL support using the State adopted materials. This is the district's core program of integrated ELD.

ELD instruction and EL support in academic content areas will be provided to all EL students using the state adopted core and ancillary materials ensuring that English learners are receiving language instruction that supports access to the state-adopted content standards in ELA and mathematics.

A Director of Curriculum (English Learners), working at the district level and funded with LCFF, provides leadership and monitoring of the district's integrated and designated ELD programs. The Director of curriculum works with school site principals and learning directors ensuring that implementation of ELD is in place and that teaching staff receive professional development in ELD instruction. The Director of Curriculum develops, implements, supervises, and monitors all activities funded with Title III.

A learning director at each school site, funded with LCFF, provides leadership and monitoring of ELD instruction at the school site level. Learning directors ensure that both integrated and designated ELD are in place and are effective. Learning directors provide leadership and support to teaching staff in identifying EL students requiring interventions. Learning directors monitor the implementation of interventions at their sites. Learning directors, working with the Director of Curriculum, assess the ELD professional development needs of their individual school sites, and, working together, implement PD that is targeted to individual school sites' needs.

### **Proposed Expenditures for this Strategy/Activity**

List the amount(s) and funding source(s) for the proposed expenditures. Specify the funding source(s) using one or more of the following: LCFF, Federal (if Federal identify the Title and Part, as applicable), Other State, and/or Local.

Amount(s)

Source(s)

	None Specified None Specified Director of Curriculum (Core Program funded with LCFF)
	None Specified None Specified School Site Learning Director (Core Program funded with LCFF)

**Strategy/Activity 6**

**Students to be Served by this Strategy/Activity**

(Identify either All Students or one or more specific student groups)

English Learners

Strategy/Activity

Designated ELD  
(Core Program)

EL students are provided with consistent, effective, research-based designated English language development instruction that is carefully planned and explicitly taught; that includes opportunities to develop fluency through authentic oral and written practice; that includes activities with language beyond students' current level of proficiency; and that is specifically targeted to students' English proficiency levels. Students will receive ELD instruction at their English language development level during the ELD instructional block. Each school will implement a 30-minute block of time each day for English language development instruction. The district leadership team will monitor and provide technical assistance and professional development for the implementation of ELD at school sites. Students' ELD level will be appropriately and promptly identified. District level leadership team will provide school sites with professional development/technical assistance in developing deployment schedules so that all students are provided with ELD instruction at their ELD level. The district leadership team will continue to monitor the implementation of deployment for supplemental ELD instruction.

Students will receive ELD instruction at their English language development level during the ELD instructional block. This is the districts core designated ELD program.

Dedicated ELD Time Block:  
Each school will implement a 30 minute block of time each day for English language development instruction. The district leadership team will monitor and provide technical assistance and professional development for the implementation of ELD at school sites.

Identify Students' ELD Level:  
Students' ELD level will be appropriately and promptly identified. All school sites will locally score the ELPAC annually.

EL Deployment School Site:  
School site leadership teams will use the results of assessments including local scoring of the ELPAC, and district formative assessments to plan deployments to ensure that EIs are instructed at their ELD level.

EL Deployment LEA:



District level leadership team will provide school sites with professional development/technical assistance in developing deployment schedules so that all students are provided with ELD instruction at their ELD level.

**Monitor ELD Deployment:**

The district leadership team will continue to monitor the implementation of deployment for supplemental ELD instruction.

**Proposed Expenditures for this Strategy/Activity**

List the amount(s) and funding source(s) for the proposed expenditures. Specify the funding source(s) using one or more of the following: LCFF, Federal (if Federal identify the Title and Part, as applicable), Other State, and/or Local.

Amount(s)

Source(s)

[Empty box for Amount(s)]

None Specified  
 None Specified  
 Director of Curriculum (Core Program funded with LCFF)

[Empty box for Amount(s)]

None Specified  
 None Specified  
 School Site Learning Director (Core Program funded with LCFF)

**Strategy/Activity 7**

**Students to be Served by this Strategy/Activity**

(Identify either All Students or one or more specific student groups)

English Learners

**Strategy/Activity**

**Trimester Monitoring of ELs**

Once each trimester, all teachers will document the progress of each of their EL students. This documentation will be aligned to the 2012 ELD standards and will be based on ELPAC scores, results of district benchmark and formative assessments, student work samples, and teacher observations.

**Upload EL Documentation:**

Once each trimester teachers will upload documentation of each EL student's progress to a master database.

**School Site Progress Monitoring**

School site leadership will access the master database to monitor the progress of EL students.

**Identify Students At Risk of LTEL:**

The district will identify students at-risk of becoming LTEL and will monitor the progress of these students through their elementary and junior high school years.

**Data Analysis**

Data, including local scoring of ELPAC, information from the master EI database, and district benchmark and formative assessments will be used to develop a timely analysis of students' progress and used to identify students at risk of becoming LTEL.

**Intervention for At Risk LTEL:**

Once identified, students at risk of becoming LTEL will be provided with both language and academic interventions based on their language and academic needs.

**Monitor Progress LTEL:**

The progress of students identified as being at risk of becoming LTEL will be monitored at both the school site and LEA level.

**Proposed Expenditures for this Strategy/Activity**

List the amount(s) and funding source(s) for the proposed expenditures. Specify the funding source(s) using one or more of the following: LCFF, Federal (if Federal identify the Title and Part, as applicable), Other State, and/or Local.

Amount(s)

Source(s)

[Empty box for Amount(s)]

None Specified  
None Specified  
Core Program: Not Supported with Federal Funds

**Strategy/Activity 8**

**Students to be Served by this Strategy/Activity**

(Identify either All Students or one or more specific student groups)

English Learners

**Strategy/Activity**

**Supplemental, After-Hours ELD Instruction**

English learners who are identified as making insufficient progress in learning English are provided with supplemental, after-hours ELD instruction. These students will be provided with after-hours intervention and enrichment with an English Language Development focus. Teachers will be recruited to from school sites to provide after-school ELD to EL students. (Teacher will provide instruction to EL students at their own school site.) The Director of Curriculum will monitor students' attendance and progress and will provide technical assistance to the school sites in implementing supplemental ELD.

**After-School ELD:**

Deliver supplemental, after-hours ELD instruction to students identified as making insufficient progress in learning English that is aligned to students' proficiency levels, the ELD standards, and is research/evidence-based. Recommendations found in: California Department of Education. (2010). Improving Education for English Learners: Research Based Approaches. Sacramento: California Department of Education.

EL students will be provided with after-hours intervention and enrichment with an English Language Development focus.

**Recruit Teachers:**

Teachers will be recruited to from school sites to provide after-school ELD to EL students. (Teacher will provide instruction to EL students at their own school site.)

Monitor After School ELD:

The Director of Curriculum will monitor students' attendance and progress and will provide technical assistance to the school sites in implementing supplemental ELD

### Proposed Expenditures for this Strategy/Activity

List the amount(s) and funding source(s) for the proposed expenditures. Specify the funding source(s) using one or more of the following: LCFF, Federal (if Federal identify the Title and Part, as applicable), Other State, and/or Local.

Amount(s)

Source(s)

Title III  
None Specified  
Funding for this action is detailed in the 2019 LCAP Federal Addendum Spending Plan (Board Adopted 6/26/2019)

## Annual Review

### SPSA Year Reviewed: 2022-23

Respond to the following prompts relative to this goal. If the school is in the first year of implementing the goal, an analysis is not required and this section may be deleted.

## ANALYSIS

Describe the overall implementation of the strategies/activities and the overall effectiveness of the strategies/activities to achieve the articulated goal.

Expected Outcomes vs. Actual Outcomes in CAASPP Data. The scores below are the Actual Outcomes from the 2022 CAASPP testing. In comparing these scores to the Expected Outcomes established in the 2021-2022 school year for the 2022 CAASPP results, a “Met” determines the Actual Outcome results from the 2022 CAASPP met or exceeded the expected outcome projection, while a “Not Met” determines the Actual Outcome did not meet the expected outcome projection.

ELA: All Students 44.44% Met (Expected Outcome: 45%)  
ELA: African Americans 21.05% Not Met (Expected Outcome: 27%)  
ELA: Hispanics 42.53% Met (Expected Outcome: 40%)  
ELA: White 56.63% Not Met (Expected Outcome: 58%)  
ELA: English Learners 19.23% Met (Expected Outcome: 11%)  
ELA: Socioeconomically Disadvantaged 36.15% Met (Expected Outcome: 38%)  
ELA: Students with Disabilities 0% Not Met Expected Outcome: 8%)

Math: All Students 33.33% Not Met (Expected Outcome: 38%)  
Math: African Americans 10.53% Not Met (Expected Outcome: 15%)  
Math: Hispanics 30.27% Not Met (Expected Outcome: 32%)  
Math: White 48.19% Not Met (Expected Outcome: 53%)  
Math: English Learners 15.38% Met (Expected Outcome: 18%)

Math: Socioeconomically Disadvantaged 26.69% Not Met (Expected Outcome: 31%)

Math: Students with Disabilities 0% Not Met (Expected Outcome: 10%)

### Implementation

The actions and services under Goal 1 were well implemented overall, with students making progress toward proficiency on the state-adopted standards and with students who are English learners making progress learning English. Standards-based ELA and mathematics instruction as defined in by the Common Core Standards incorporating state-adopted text and HESD pacing calendar is in place in all classrooms. School site leadership, with support from the district office curriculum and instruction department, monitors schools, classrooms, and student progress. Students requiring intervention are identified and provided with supplemental instruction/intervention including after-hours instruction. Integrated ELD (Core Program ELD/EL Support) instruction and EL support in academic content areas were implemented across the school at all grade levels. English learners received language instruction supporting access to the state-adopted content standards in ELA, mathematics, science, and history/social science. Designated ELD (Core Program) Students received 30 minutes of ELD instruction at their English language development level during the ELD instructional block. Students received ELD instruction at their English language development level during the ELD instructional block. Teachers documented the progress of EL students using the district's EL rubric forms.

### Effectiveness

The actions under Goal 1 continue to be effective in students making progress toward proficiency on the state-adopted standards and English learners continue to make progress learning the English language. Although data from the 2020-2021 CAASPP indicate students experienced significant learning loss due to the impacts of the COVID pandemic and the associated school closures, extended periods of distance learning, student absences, and staffing shortages, the 2021-2022 CAASPP scores showed a closing of the learning loss gap and in some cases, surpassed the pre-pandemic CAASPP scores. Based on anecdotal evidence, an increase in CAASPP scores over the previous year, and data from local assessments in 22-23, showing students making gains in achievement, the scores do not indicate a need to make significant changes to the instructional program; rather, they indicate a need to continue to build upon an strengthen the school's existing instructional programs.

Note: For individual analysis of each action under this goal, please see the attached addendum to this school plan: 2021 SPSA: Evidence-Based Title I Funded Program Evaluation

Briefly describe any major differences between the intended implementation and/or the budgeted expenditures to implement the strategies/activities to meet the articulated goal.

Although the strategies/activities in the plan were implemented, new funding, both federal and state, was used to support some of the activities in this school plan. Struggling students received interventions through the Extended Learning Opportunities Plan (ELOP) and/or through the ESSER Learning Loss. The continuing pandemic and resulting student absences and staffing shortages disrupted some of the school's programs and operations. Teacher over-contract for interventions was limited resulting in not all funds being spent. Adequate supplies and materials were available using less than the budgeted amount.

Describe any changes that will be made to this goal, the annual outcomes, metrics, or strategies/activities to achieve this goal as a result of this analysis. Identify where those changes can be found in the SPSA.

The school will continue to provide standards-aligned instruction to all students, interventions and supports for struggling students, and designated and integrated ELD for English learners. The school will continue to provide students with an extensive suite of digital/online supplemental instructional materials.

After-school support and activities including enrichment, tutoring, and ELD instruction will continue to be funded through the district-wide Expanded Learning Opportunities Program and will no longer be included in the school plan. All students will have the opportunity to participate in these programs.

Student CAASPP scores increased from 20-21 to 21-22, including most subgroups. The strategies and activities under Goal 1 will continue into 23-24.

# Goals, Strategies, & Proposed Expenditures

Complete a copy of the following table for each of the school's goals. Duplicate the table as needed.

## LEA/LCAP Goal

The district will support teachers and staff with professional development, training, and collaboration time.

## Goal 2

The school will support teachers and staff with professional development, training, and collaboration time.

## Identified Need

The ongoing COVID-19 pandemic is placing a strain on the district's/school's professional development programs. Students have experienced significant learning loss compared to 2019 due to missed school. Students are also experiencing increased social emotional needs due to the effects of the pandemic.

There is a significant need to provide teachers with professional development to build upon the analysis of student achievement data by studying the work of individual students, especially their written work, and diagnosing specific areas of strength and areas of need. There is a need to develop instructional planning based on this analysis.

There is a need to provide students who are English learners with language support in all academic areas (called Integrated ELD) and to provide these students with specific English language development instruction (instruction in learning the English language (called Designated ELD). In order to provide effective Integrated ELD and Designated ELD, there is a need to provide classroom teachers with leadership, training, and support in these areas.

Due to the COVID pandemic, there is a need to provide teachers with support, including professional development, in supporting students' increased social emotional needs.

## Annual Measurable Outcomes

Metric/Indicator	Baseline/Actual Outcome	Expected Outcome
District Led Professional Development	All Teachers Receive Professional Development	All Teachers Receive Professional Development
School Site Led Professional Development	The School Provides Opportunities for Professional Development	The School Provides Opportunities for Professional Development
Teacher Collaboration	Teachers Attend Collaboration Each Wednesday	Teachers Attend Collaboration Each Wednesday

Complete a copy of the Strategy/Activity table for each of the school's strategies/activities. Duplicate the table, including Proposed Expenditures, as needed.

## Strategy/Activity 1

### Students to be Served by this Strategy/Activity

(Identify either All Students or one or more specific student groups)

All Students

### Strategy/Activity

Teachers and administrators will participate in district professional development and site based systematic professional development.

Teachers will receive professional development that is specific to the needs of the school site. This is determined by site leadership observations and input from teachers at the school site. Site based professional development may include training/PD around professional text or providing PD opportunities for teachers on site or virtually.

Teachers are provided with collaboration time on student early release days.

Teachers will understand and effectively implement the collaboration protocol used in a professional learning community.

Teachers analyze student achievement data from district and site based assessments and use this information to plan instruction and intervention, to identify students for intervention, and to group students for instruction and intervention. Data will be disaggregated to show overall performance as well as performances of significant subgroups (including ELs). Results may include grouping, planning, observing a colleague, and/or coaching support based on identified needs.

Administration will meet with teachers at least twice a year to review the status of their class and review teacher goals.

As needed (based on data) coaching will include focus on EL strategies

Substitutes may be utilized to relieve teachers in order for them to attend Professional Development or Status of the Class meetings.

### Proposed Expenditures for this Strategy/Activity

List the amount(s) and funding source(s) for the proposed expenditures. Specify the funding source(s) using one or more of the following: LCFF, Federal (if Federal identify the Title and Part, as applicable), Other State, and/or Local.

Amount(s)

Source(s)

1,000

School Wide Program (SWP)  
4000-4999: Books And Supplies  
Books for Professional Development

School Wide Program (SWP)  
5000-5999: Services And Other Operating  
Expenditures  
Staff Developers for PD virtual and/or In Person  
(e.g. Tulare Co. Office of Ed.)

## Strategy/Activity 2

### Students to be Served by this Strategy/Activity

(Identify either All Students or one or more specific student groups)

All Students

### Strategy/Activity

A professional development team consisting of a curriculum specialist in English language arts, and five instructional coaches provide high quality, research-based professional development to teachers and administrators. Instructional coaches specialize in reading, writing, mathematics/science, the integration of technology into the instructional program, and the development digital literacy skills to improve academic achievement

Decisions are made regarding the types of professional development that will be delivered based on analysis of data including student achievement data, site leadership, and teacher input. These include, but are not limited to whole-group professional development, in-class coaching, coaching during weekly collaboration, lesson development and planning, backward-mapping, and analysis of formative and summative student achievement data. The professional development team provides training and professional development specifically designed to improve the academic achievement of English Learners

### Proposed Expenditures for this Strategy/Activity

List the amount(s) and funding source(s) for the proposed expenditures. Specify the funding source(s) using one or more of the following: LCFF, Federal (if Federal identify the Title and Part, as applicable), Other State, and/or Local.

Amount(s)

Source(s)

82,800.00

Title I Centralized Service  
1000-1999: Certificated Personnel Salaries  
School Site Portion of Seven Instructional Coaches

1,666.67

Title I Centralized Service  
5000-5999: Services And Other Operating Expenditures  
School Site Portion for Mileage Seven Instructional Coaches

### Strategy/Activity 3

#### Students to be Served by this Strategy/Activity

(Identify either All Students or one or more specific student groups)

All Students

### Strategy/Activity

The district will operate a CTC accredited new teacher induction program with two full-time, full-release induction coaches. New teachers will receive induction support for two years and will clear their credentials through the induction program. Beginning with the 2018-2019 school year, the district will implement a Clear Administrative Services Credential Induction Program (CASC) for new administrators.

### Proposed Expenditures for this Strategy/Activity



List the amount(s) and funding source(s) for the proposed expenditures. Specify the funding source(s) using one or more of the following: LCFF, Federal (if Federal identify the Title and Part, as applicable), Other State, and/or Local.

Amount(s)

24,653.42

Source(s)

Title I Centralized Service  
1000-1999: Certificated Personnel Salaries  
School Site Portion of Two Induction Coaches

## Annual Review

### SPSA Year Reviewed: 2022-23

Respond to the following prompts relative to this goal. If the school is in the first year of implementing the goal, an analysis is not required and this section may be deleted.

## ANALYSIS

Describe the overall implementation of the strategies/activities and the overall effectiveness of the strategies/activities to achieve the articulated goal.

### IMPLEMENTATION

The COVID-19 pandemic and resulting student absences and staffing shortages disrupted many of the school's programs and operations. Despite these disruptions and challenges, the actions under Goal #2 were well implemented.

Teachers attended three district-led, full-day professional development sessions providing teachers with training in research-based instructional strategies for ELA, Math, and ELD. Teachers are provided with a "minimum day" each Wednesday to collaborate around student assessment data and to plan instruction and intervention.

Due to the COVID pandemic, the severe shortage of substitute teachers, and the urgent need to support classrooms where teaching staff tested positive and were quarantined or symptomatic with COVID, the district's team of instructional coaches provided emergency temporary (substitute) classroom instruction for most of the school year. The use of instructional coaches to provide this emergency classroom support prevented classrooms and schools from being forced to close in 2021-2022. The instructional coaches were temporarily funded with ESSER III because they were not performing their normal (Title I allowable) duties. They will resume their duties as instructional coaches and will return to being funded with Title I once the pandemic subsides.

A professional development team consisting of a curriculum specialist in English language arts, a curriculum specialist in mathematics, and five instructional coaches provide high-quality, research-based professional development to teachers and administrators. Instructional coaches specialize in reading, writing, mathematics/science, the integration of technology into the instructional program, and the development of digital literacy skills to improve academic achievement. These coaches provide whole-group professional development, in-class coaching, coaching during weekly collaboration, lesson development and planning, backward mapping, and analysis of formative and summative student achievement data. The professional development team provides training and professional development specifically designed to improve the academic achievement of various subgroups including English Learners.

New teachers were served with a CTC-accredited new teacher induction program with a director and two full-time, full-release induction coaches. New teachers received induction support for two years and clear their credentials through the induction program.

#### EFFECTIVENESS

Teacher surveys indicate that the professional development and collaboration time were effective, and despite challenges from the pandemic, they were supported by this training, professional development, and collaboration.

Note: For individual analysis of each action under this goal, please see the attached addendum to this school plan: SPSA: Evidence-Based Title I Funded Program Evaluation

Briefly describe any major differences between the intended implementation and/or the budgeted expenditures to implement the strategies/activities to meet the articulated goal.

The district's and school's professional development program mostly implemented, however, outside professional development opportunities have been limited due to the COVID-19 pandemic. Instructional coaches were back to providing professional development to the teaching staff and induction coaches were back to providing mentorship to teachers in the induction program.

Describe any changes that will be made to this goal, the annual outcomes, metrics, or strategies/activities to achieve this goal as a result of this analysis. Identify where those changes can be found in the SPSA.

There is a continuing need to provide professional development around mitigating students' learning loss, while at the same time, providing grade-level standards aligned instruction. There is a need to continue to use the district's instructional coaches while also providing professional development opportunities from outside the district, such as from Tulare or Kings County offices of Education.

# Goals, Strategies, & Proposed Expenditures

Complete a copy of the following table for each of the school's goals. Duplicate the table as needed.

## LEA/LCAP Goal

Students will learn in a safe, well maintained school where they are supported, engaged, and connected to their school.

## Goal 3

Students will learn in a safe, well maintained school where they are supported, engaged, and connected to their school.

## Identified Need

### Suspension

Although the school's suspension rate has decreased consistently over the last decade, in the past couple of years, with the COVID pandemic, there has been an uptick in the number of students who are suspended. Suspension rates the past year were at or near pre-COVID rates even though there was an uptick in behavioral and social concerns extending from the prolonged pandemic and prior distance learning. There is a need to continue to reduce the number of students who are suspended by supporting all students with incentives and rewards for good behavior, by identifying students with behavior challenges, and by providing students with challenges with increasing levels of support.

### Chronic Absenteeism:

Although the rate of chronically absent students has been historically low, the COVID pandemic and the various strands of COVID-19 have had and continue to have a significant negative impact on student attendance. Department of Public Health required quarantines along with significant numbers of students testing positive and/or being symptomatic with COVID, which have caused significant rises in absenteeism. There is a need to continue providing students and their families with social and emotional support to keep them engaged in school and to further reduce the number of students who are chronically absent.

Our school is ATSI Eligible for Chronic Absenteeism based on the student Groups: Students with Disabilities, African American Students, and students with Two or More Races

## Annual Measurable Outcomes

Metric/Indicator	Baseline/Actual Outcome	Expected Outcome
Suspension Rate 2021-2022: California Dashboard: All Students	0.8% Suspension Rate	For 2022-2023: 3% Suspension Rate
Suspension Rate 2021-2022: California Dashboard: African American	2.8% Suspension Rate	For 2022-2023: 2.6% Suspension Rate
Suspension Rate 2021-2022: California Dashboard: Hispanic	0.6% Suspension Rate	For 2022-2023: 0.8% Suspension Rate

Metric/Indicator	Baseline/Actual Outcome	Expected Outcome
Suspension Rate 2021-2022: California Dashboard: White	1.3% Suspension Rate	For 2022-2023: 3% Suspension Rate
Suspension Rate 2021-2022: California Dashboard: Two or More Races	0.0% Suspension Rate	
Suspension Rate 2021-2022: California Dashboard: English Learners	0.0% Suspension Rate	For 2022-2023: 2% Suspension Rate
Suspension Rate 2021-2022: California Dashboard: Homeless	0.0% Suspension Rate	
Suspension Rate 2021-2022: California Dashboard: Economically Disadvantaged	1.1% Suspension Rate	For 2022-2023: 1.5% Suspension Rate
Suspension Rate 2021-2022: California Dashboard: Students with Disabilities	1.2% Suspension Rate	For 2022-2023: 3% Suspension Rate
Chronic Absenteeism 2021-2022: California Dashboard: All Students	48.0% Chronic Absenteeism Rate	
Chronic Absenteeism 2021-2022: California Dashboard: African American	45.5% Chronic Absenteeism Rate	
Chronic Absenteeism 2021-2022: California Dashboard: Hispanic	52.2% Chronic Absenteeism Rate	
Chronic Absenteeism 2021-2022: California Dashboard: White	35.3% Chronic Absenteeism Rate	
Chronic Absenteeism 2021-2022: California Dashboard: Two or More Races	55.9% Chronic Absenteeism Rate	
Chronic Absenteeism 2021-2022: California Dashboard: English Learners	57.9% Chronic Absenteeism Rate	
Chronic Absenteeism 2021-2022: California Dashboard: Homeless	52.4% Chronic Absenteeism Rate	
Chronic Absenteeism 2021-2022: California Dashboard: Economically Disadvantaged	53.8% Chronic Absenteeism Rate	

Metric/Indicator	Baseline/Actual Outcome	Expected Outcome
Chronic Absenteeism 2021-2022: California Dashboard: Students with Disabilities	51.2% Chronic Absenteeism Rate	

Complete a copy of the Strategy/Activity table for each of the school's strategies/activities. Duplicate the table, including Proposed Expenditures, as needed.

## Strategy/Activity 1

### Students to be Served by this Strategy/Activity

(Identify either All Students or one or more specific student groups)

All Students

### Strategy/Activity

Provide all students with activities to promote good attendance, strong character, and good behavior.

A variety of activities and rewards will be implemented to promote good behavior and attendance including:

Student of the Month, Monthly or Weekly Attendance and Behavior Incentives, Attendance Benchmark Awards, Zero Citation Activities/Rallies, Read Across America, Good Behavior and/or Good Attendance Reward Trips

Students will have the opportunity to participate in structured physical activities during recess and lunch that promote character-building to enhance our school culture beyond the classrooms.

Assemblies on-site or virtual to promote good character and school attendance.

Identify students with attendance or behavior challenges and provide them with additional support.

Student Specialist, Counselors, and other school staff can provide rewards/incentives for students to help improve attendance and behavior.

ATSI Eligible Student Groups (Students with Disabilities, African American Students and students with Two or More races)

Monitor Student Attendance

Student attendance will be monitored daily, particularly our ATSI eligible student groups. School staff will check-in with students and families of students who are absent to help alleviate any barriers to improved attendance. These connections will build relationships with students' families for continued guidance and support.

### EVIDENCE

Moderate Evidence:

Draw on relationships with professional colleagues and students' families for continued guidance and support.

U.S. Department of Education. (2008). Reducing Behavior Problems in the Elementary School Classroom. Washington D.C.: What Works Clearinghouse.

### Proposed Expenditures for this Strategy/Activity

List the amount(s) and funding source(s) for the proposed expenditures. Specify the funding source(s) using one or more of the following: LCFF, Federal (if Federal identify the Title and Part, as applicable), Other State, and/or Local.

Amount(s)	Source(s)
100	LCFF - Supplemental 5700-5799: Transfers Of Direct Costs Print Shop for School Climate
3,000	LCFF - Supplemental 5800: Professional/Consulting Services And Operating Expenditures Consulting Services
11,790	LCFF - Supplemental 4000-4999: Books And Supplies School Climate Activity Supplies/Rewards/Incentives/Food/Enrichment Activities
2,500	LCFF - Supplemental 5700-5799: Transfers Of Direct Costs Food for Student Incentives (District Kitchen)

### Strategy/Activity 2

#### Students to be Served by this Strategy/Activity

(Identify either All Students or one or more specific student groups)

All Students/High Needs Students including our ATSI subgroup: Students with Disabilities, African American Students, and Students with Two or More races

#### Strategy/Activity

Implement a social/emotional course of study that supports students and staff in order to acquire and apply the knowledge, attitudes, and skills to manage emotions, set and achieve positive goals, feel and show empathy for others, establish and maintain positive relationships with peers and adults, and make responsible decisions. Improved social/emotional skills and decision-making will lead to an increase in academic achievement. The social-emotional learning (SEL) system will be designed to help leadership, staff, and students strengthen their social-emotional skills and create a positive and supportive school climate. This will also include increasing the neighborhood-to-school connection to build school pride and encourage a positive school community.

### Proposed Expenditures for this Strategy/Activity

List the amount(s) and funding source(s) for the proposed expenditures. Specify the funding source(s) using one or more of the following: LCFF, Federal (if Federal identify the Title and Part, as applicable), Other State, and/or Local.

Amount(s)	Source(s)
2,000	School Wide Program (SWP) 4000-4999: Books And Supplies Supplies and Materials to Support Social Emotional Learning (SEL)

# Annual Review

## SPSA Year Reviewed: 2022-23

Respond to the following prompts relative to this goal. If the school is in the first year of implementing the goal, an analysis is not required and this section may be deleted.

## ANALYSIS

Describe the overall implementation of the strategies/activities and the overall effectiveness of the strategies/activities to achieve the articulated goal.

### IMPLEMENTATION

The COVID-19 pandemic and resulting student absences and staffing shortages disrupted many of the school's programs and operations this past year. Despite these disruptions and challenges, the actions under Goal #3 were well implemented. All students received support and participated in activities to promote citizenship and good behavior. High-needs students received additional support. Learning directors monitored the social-emotional and health needs of students and coordinated the support that students received from counselors, social workers, nursing staff, and student specialists.

### EFFECTIVENESS

Because of the COVID pandemic, there has been an increase in chronically absent students and an increase in behavioral and social concerns that have increased the suspension rate. The Department of Public Health required quarantines along with significant numbers of students testing positive and/or being symptomatic with COVID, which have caused significant rises in absenteeism.

Anecdotal observations along with internal data for the current school year show that students have experienced a decline in social-emotional well-being due to the COVID pandemic. Although support from school staff has mitigated this decline, there is a great need to continue providing support and interventions.

The COVID pandemic has had a profound effect on student attendance. This past year there were significant numbers of students testing positive, quarantined, or symptomatic with COVID who missed many days of school. The nature of the pandemic and pandemic-related safety concerns required that the district suspend or alter programs and activities that promoted school attendance.

The data measuring school climate, especially suspensions and absenteeism, are significantly impacted by the COVID pandemic and do not accurately reflect the impact that the school's programs and services have had on school climate. The school's programs and services for students under Goal #3, leading up to the pandemic, have led to a significant and steady decline in suspensions and chronic absenteeism. This indicates a need to continue, and where possible, expand the services and programs that support students' social-emotional well-being and physical health.

Note: For individual analysis of each action under this goal, please see the attached addendum to this school plan: 2021 SPSA: Evidence-Based Title I Funded Program Evaluation

Briefly describe any major differences between the intended implementation and/or the budgeted expenditures to implement the strategies/activities to meet the articulated goal.

The continuing pandemic and resulting student absences and staffing shortages disrupted some of the school's programs and operations which resulted in not all funds being spent. There are no material differences between the Proposed Expenditures and Estimated Actual Expenditures.

Describe any changes that will be made to this goal, the annual outcomes, metrics, or strategies/activities to achieve this goal as a result of this analysis. Identify where those changes can be found in the SPSA.

All students will continue to receive support and will participate in activities to promote citizenship and good behavior. High-needs students will receive additional support. Learning directors will continue to monitor the social-emotional and health needs of students and coordinate the support that students' will receive from counselors, social workers, nursing staff, and student specialists.

There will be a great need to continue to re-establish a culture where students and their families view attending school every day as very important after the last few years of dealing with the pandemic.

Activities to support and promote school attendance will resume and expand.

There will be a need to continue and build upon services and programs for students to support social emotional wellbeing and to promote good school attendance and behavior.



# Goals, Strategies, & Proposed Expenditures

Complete a copy of the following table for each of the school's goals. Duplicate the table as needed.

## LEA/LCAP Goal

Communication between schools and home will be regular and meaningful.

## Goal 4

Communication between schools and home will be regular and meaningful.

## Identified Need

In order for parents/guardians to actively participate in their children's education, there is a need for home-to-school communication and parent/guardian involvement. Parents need information and training to help their children achieve in school.

The HESD Parent Survey indicates the majority of parents agree or strongly agree with the statements:

- "The Parent/Teacher Conference was helpful to me in understanding my child's progress towards meeting ELA and math standards."
- "When I have questions about my child's classwork, I can ask for clarification and assistance from my child's school"

There is a need to continue providing parents with information on their child's progress and provide assistance when they have questions about their student's work. Students whose parents are informed about their children's progress in school achieve at higher levels.

Parents have a right to be involved in the decision-making process at the school and district levels. (California Education Code 52062-52063). There is a continuing need to involve parents in the decision-making process through the School Site Council (SSC), District English Learner Advisory Committee (DELAC), and Parent Advisory Committee (PAC).

## Annual Measurable Outcomes

Metric/Indicator	Baseline/Actual Outcome	Expected Outcome
Attendance at parent conferences.	22-23 Parent Conference Attendance:100%	22-23 Parent conference attendance rate will be at least 95%.
Percentage of parents who Agree/Strongly Agree with the statement: I receive information about my child's progress in the classroom (such as yellow cards, notes, phone calls, progress reports,	22-23 HESD Parent Survey-- I receive information about my child's progress in the classroom (such as yellow cards, notes, phone calls, progress reports, etc.) on the Annual HESD Parent Survey Agree/Strongly Agree: 96%	22-23 HESD Parent Survey: I receive information about my child's progress in the classroom (such as yellow cards, notes, phone calls, progress reports, etc.) on the Annual HESD Parent Survey

Metric/Indicator	Baseline/Actual Outcome	Expected Outcome
etc.) on the Annual HESD Parent Survey		Agree/Strongly Agree will be at least 90%.
Percentage of parents who Agree/Strongly Agree with the statement: There are adequate opportunities for me to become involved in my child's school on the Annual HESD Parent Survey	22-23 HESD Parent Survey-- There are adequate opportunities for me to become involved in my child's school. Agree/Strongly Agree: 96%	22-23 HESD Parent Survey There are adequate opportunities for me to become involved in my child's school. Agree/Strongly Agree will be at least 90%.

Complete a copy of the Strategy/Activity table for each of the school's strategies/activities. Duplicate the table, including Proposed Expenditures, as needed.

## Strategy/Activity 1

### Students to be Served by this Strategy/Activity

(Identify either All Students or one or more specific student groups)

All Students

### Strategy/Activity

Provide a variety of parent education and outreach activities.  
 Plan, organize and implement a series of parent involvement activities that focus on parents assisting students with literacy, Math, Science, Kinder readiness skills, and homework. Activities to increase parent/ staff communication.  
 Site administration will schedule at least 3 parent involvement activities throughout the year including Literacy Nights, Parents As Partners and Parent Education Nights.  
 Parents will have multiple opportunities to participate in school activities (Study Trips, Student of the Month Assemblies, Awards Assemblies)  
 Parents will have opportunities to participate in various school organizations (SSC, ELAC, PTC)  
 School staff will use multiple methods of communicating events and information to parents.

### Proposed Expenditures for this Strategy/Activity

List the amount(s) and funding source(s) for the proposed expenditures. Specify the funding source(s) using one or more of the following: LCFF, Federal (if Federal identify the Title and Part, as applicable), Other State, and/or Local.

Amount(s)	Source(s)
3,000	School Wide Program (SWP) 4000-4999: Books And Supplies Supplies Materials for Parent Involvement
5,000	School Wide Program (SWP) 1000-1999: Certificated Personnel Salaries Overcontract for Parent Involvement
	School Wide Program (SWP) 2000-2999: Classified Personnel Salaries

	Child Care for Parent Meetings
2,500	LCFF - Supplemental 5700-5799: Transfers Of Direct Costs Food for Parent Involvement
300	School Wide Program (SWP) 5700-5799: Transfers Of Direct Costs Parent Involvement Print Shop

## Strategy/Activity 2

### Students to be Served by this Strategy/Activity

(Identify either All Students or one or more specific student groups)

All Students

### Strategy/Activity

Provide parents with ongoing communication about the progress of their students. Parents will attend parent/teacher conferences in November. Parents will be informed of students' academic and social progress via weekly and/or through the use of the Synergy ParentVue online progress reporting system.

### Proposed Expenditures for this Strategy/Activity

List the amount(s) and funding source(s) for the proposed expenditures. Specify the funding source(s) using one or more of the following: LCFF, Federal (if Federal identify the Title and Part, as applicable), Other State, and/or Local.

#### Amount(s)

2,270.83

#### Source(s)

Title I Centralized Service  
5800: Professional/Consulting Services And  
Operating Expenditures  
Software for Parent Communication

# Annual Review

## SPSA Year Reviewed: 2022-23

Respond to the following prompts relative to this goal. If the school is in the first year of implementing the goal, an analysis is not required and this section may be deleted.

## ANALYSIS

Describe the overall implementation of the strategies/activities and the overall effectiveness of the strategies/activities to achieve the articulated goal.

### IMPLEMENTATION

The COVID-19 pandemic and resulting student absences and staffing shortages have disrupted some of the school's programs and operations during the school year. Despite these disruptions and challenges, the actions under Goal #4 were well implemented. The school held a variety of parent activities to educate and support parents. The school employs a suite of resources to facilitate and support communication with parents.

The school's electronic system for communicating with families was upgraded in 21-22. School leaders along with individual teachers made extensive use of online communication tools to communicate with families.

School Site Council meetings, District Parent Advisory Committee, and District English Learner Advisory Committees resumed back to pre-COVID meetings in person.

**Effectiveness:**

The school's parent-conference attendance rate was 100% with parent/teacher conferences returning to in-person this year. The strategies and activities were effective in achieving the goal, that communication between schools and home will be regular and meaningful. Data from the HESD Parent Survey indicate that parents are overwhelmingly satisfied with the level of support, outreach, and communication they receive from the school.

Note: For individual analysis of each action under this goal, please see the attached addendum to this school plan: SPSA: Evidence-Based Title I Funded Program Evaluation

Briefly describe any major differences between the intended implementation and/or the budgeted expenditures to implement the strategies/activities to meet the articulated goal.

With the continuing pandemic easing, most strategies/activities under Goal #4 were well implemented, however there was some of the planned school programs and operations were disrupted, which resulted in not all funds being spent. There are no material differences between the Proposed Expenditures and Estimated Actual Expenditures.

Describe any changes that will be made to this goal, the annual outcomes, metrics, or strategies/activities to achieve this goal as a result of this analysis. Identify where those changes can be found in the SPSA.

The school will continue to provide support, outreach, and education for parents. The school will continue to give parents a voice in the programs and activities that are developed and implemented. In-person parent involvement/education activities will continue to be expanded upon. The school will continue to implement the upgraded communication system (Parent Square). The SSC, PAC and DELAC will continue meeting in-person.

# Budget Summary

Complete the table below. Schools may include additional information. Adjust the table as needed. The Budget Summary is required for schools funded through the ConApp, and/or that receive funds from the LEA for Comprehensive Support and Improvement (CSI).

## Budget Summary

Description	Amount
Total Funds Provided to the School Through the Consolidated Application	\$265,262.00
Total Federal Funds Provided to the School from the LEA for CSI	\$0
Total Funds Budgeted for Strategies to Meet the Goals in the SPSA	\$209,770.75

## Other Federal, State, and Local Funds

List the additional Federal programs that the school is including in the schoolwide program. Adjust the table as needed. If the school is not operating a Title I schoolwide program this section is not applicable and may be deleted.

Federal Programs	Allocation (\$)
School Wide Program (SWP)	\$70,882.00
Title I Centralized Service	\$116,472.75

Subtotal of additional federal funds included for this school: \$187,354.75

List the State and local programs that the school is including in the schoolwide program. Duplicate the table as needed.

State or Local Programs	Allocation (\$)
LCFF - Supplemental	\$22,416.00

Subtotal of state or local funds included for this school: \$22,416.00

Total of federal, state, and/or local funds for this school: \$209,770.75

# School Site Council Membership

California Education Code describes the required composition of the School Site Council (SSC). The SSC shall be composed of the principal and representatives of: teachers selected by teachers at the school; other school personnel selected by other school personnel at the school; parents of pupils attending the school selected by such parents; and, in secondary schools, pupils selected by pupils attending the school. The current make-up of the SSC is as follows:

- 1 School Principal
- 3 Classroom Teachers
- 1 Other School Staff
- 5 Parent or Community Members

Name of Members	Role
Jennifer Levinson	Principal
Gaosang Xiong (2023)	Other School Staff
Jacqueline Monzon (2023)	Classroom Teacher
Jana Jasso (2023)	Classroom Teacher
Rhonda Ieronimo (2024)	Classroom Teacher
Haydee Guzman (2024) (EL)	Parent or Community Member
Irene Nolasco (2023) (EL)	Parent or Community Member
Maria Mejia (EO 2024)	Parent or Community Member
Valarie Castellanos (EO 2024)	Parent or Community Member
Misty Franklin (EO 2024)	Parent or Community Member

At elementary schools, the school site council must be constituted to ensure parity between (a) the principal, classroom teachers, and other school personnel, and (b) parents of students attending the school or other community members. Classroom teachers must comprise a majority of persons represented under section (a). At secondary schools there must be, in addition, equal numbers of parents or other community members selected by parents, and students. Members must be selected by their peer group.

# ELAC Membership

Name of Members	Principal	Classroom Teacher	Other School Staff	Parent or Community Member	Secondary Students
Jennifer Levinson	X				
Gaosang Xiong			X		
Jacqueline Monzon		X			
Jana Jasso		X			
Rhonda Ieronimo		X			
Irene Nolasco				X	
Haydee Guzman				X	
Maria Mejia				X	
Valarie Castellanos				X	
Misty Franklin				X	
<b>Numbers of members of each category:</b>					

There is no specific requirement for the size of ELAC. The members must represent at least the same percentage of English learners at the site. ELAC can delegate its roles and responsibilities to School Site Council only after the ELAC committee has been voted on and trained in the roles and responsibilities. If a favorable vote is taken, then the SSC must then be trained in their new roles and responsibilities representing ELAC. SSC must then agree to accept the duties of the ELAC. The SSC must have parents of EL students on the council. This process must be documented.

# Recommendations and Assurances

The School Site Council (SSC) recommends this school plan and proposed expenditures to the district governing board for approval and assures the board of the following:

The SSC is correctly constituted and was formed in accordance with district governing board policy and state law.

The SSC reviewed its responsibilities under state law and district governing board policies, including those board policies relating to material changes in the School Plan for Student Achievement (SPSA) requiring board approval.

The SSC sought and considered all recommendations from the following groups or committees before adopting this plan:

**Signature**

**Committee or Advisory Group Name**



English Learner Advisory Committee

The SSC reviewed the content requirements for school plans of programs included in this SPSA and believes all such content requirements have been met, including those found in district governing board policies and in the local educational agency plan.

This SPSA is based on a thorough analysis of student academic performance. The actions proposed herein form a sound, comprehensive, coordinated plan to reach stated school goals to improve student academic performance.

This SPSA was adopted by the SSC at a public meeting on 5/8/2023.

Attested:



Principal, Jennifer Levinson on 5/8/2023



SSC Chairperson, Jennifer Levinson on 5/8/2023