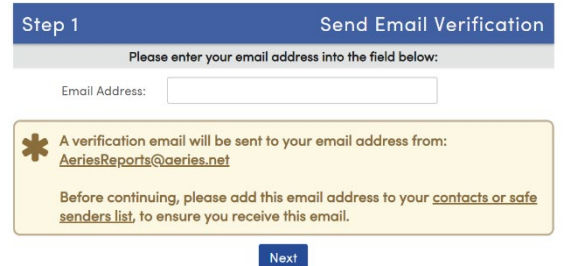
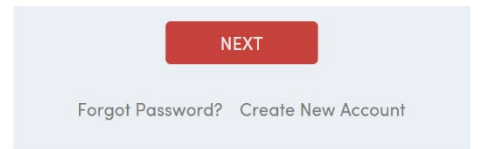


Aeries – Parent Portal Password Reset

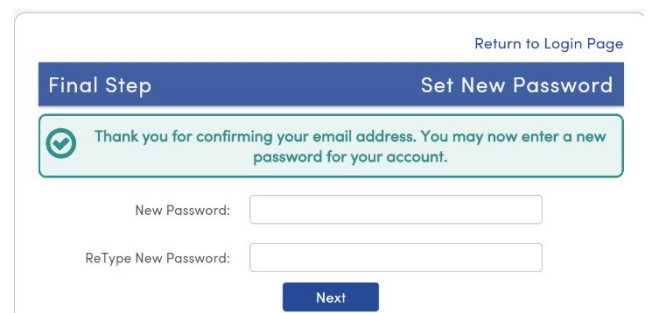
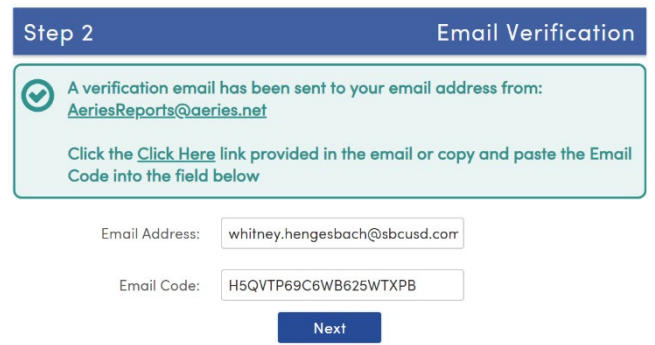
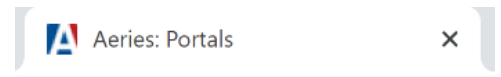
RESETTING YOUR PARENT PORTAL PASSWORD

1. Take a web browser to to: <https://sbcusd.asp.aeries.net/student/>
2. **Click on the Forgot Password link**
3. **Enter the email address** that is associated with your portal account, and **click Next**
4. Use a new tab in your web browser to log into the associated email account
5. Locate the email which Aeries has sent to facilitate the portal password reset



NOTE: You may need to check the junk or spam folder.

6. Copy the **Email Code** in the email you received
7. Go back to the original tab in your browser where you started the password reset activity
8. **Enter the email address** that is associated with your portal account
9. **Paste the code** into the **Email Code** field and **click Next**
10. Enter a new password and confirm the new password
11. **Click Next**



NOTE: You have successfully changed your password you may now log into your Aeries parent portal account. Return to: <https://sbcusd.asp.aeries.net/student/> and login.