
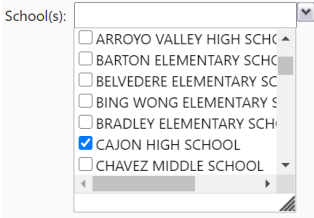
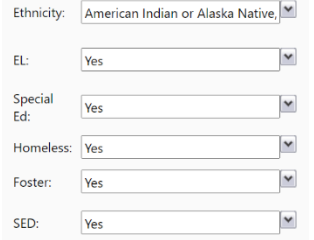
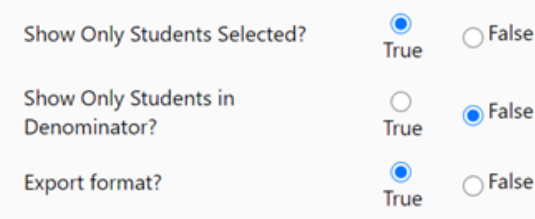
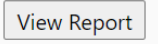


Chronic Absenteeism Student Report

<ol style="list-style-type: none"> 1. Login to Aeries and filter the Reports menu for “chronic”. 2. Select Chronic Absenteeism Student List. 	
<ol style="list-style-type: none"> 3. Select the School/Site to be searched. 	
<ol style="list-style-type: none"> 4. Use the report parameters to filter which type of student to find. Example: all EL students who are not foster or homeless. 	
<ol style="list-style-type: none"> 5. Set the following parameters as shown. 	
<ol style="list-style-type: none"> 6. Click on View Report to generate the report. 	
<ol style="list-style-type: none"> 7. Click on the Report Export button and select Excel. • <i>The report file will be saved in your download folder.</i> 	