Hawthorne Parent Academy

Discipline
Presented By:
Ms. Lolesio-Pua, Dean
Ms. Aguilar, Counselor
Ms. Coria, Counselor

January 26, 2023

SLIDESMANIA.COM

Hello, I’m...

Mrs. Lolesio-Pua

I am the Dean at Ramona Elementary. I have been in education for 25 years and have the privilege of having a total of 19 years in the Hawthorne School District. I have been a teacher at Zela Davis, as well as Literacy Coach at Kornblum.

578 1K 5K



SLIDESMANIA.COM

Welcome & THANK YOU...

R For Being Here!

578 1K 5K

A Taking time out of your busy day to learn something new.

578 1K 5K

M Your presence already shows you are interested and ready to become involved.

578 1K 5K

S Together we hope to provide you with information that can improve your child's success in school.

578 1K 5K

SLIDESMANIA.COM

Today's Focus

01

To provide a basic understanding of the concept of discipline.

02

To discuss ideas & strategies that will help me provide structure for my child.

03

To provide an understanding to why school rules are in place.

SLIDESMANIA.COM

99

01



Understanding the Concept of Discipline

SLIDESMANIA.COM

Discipline vs Punishment

- Discipline is more than reacting to misbehavior .
- Discipline includes everything you do to teach your child good behavior.
- Disciplining with love helps your child develop important values and qualities such as:
  - self-control and self-discipline
  - confidence and self-esteem
  - self-respect and respect for others
  - responsibility



99

Have you heard this before?



Discuss ideas & strategies that will help me provide structure for my child.

SLIDESMANIA.COM

Loving Discipline: Limits & Expectations

Set fair expectations and limits

- Make sure expectations and limits are clear
- Slowly give more choices, freedom and responsibility as your child grows
- Talk about limits and behaviors
  - Give more reasons (ex. “Don’t run on the sidewalk. You could fall and hurt yourself. Run on the grass instead.” OR “We say ‘please’ when we ask for something. It is polite and shows respect.”)
  - Avoid saying “Because I said so.” It doesn’t teach what to do in similar cases
  - Talk about behaviors in different places (i.e. school, home, around strangers (safety))

578 1K 5K

SLIDESMANIA.COM

Loving Discipline: Praise

Use PRAISE to encourage good behavior. Your child wants to please you! ☺️

- Be specific!
  - (Example- “I like how you put your toys away without being asked.” OR “You worked very hard at doing your homework so neatly!”)
- Give praise when your child stops or admits to inappropriate behavior.
  - (Example- “Thank you for being honest about hitting your sister.”)
- Catch your child being good! Reinforcing good behavior is more powerful than punishing bad behavior.

578 1K 5K

SLIDESMANIA.COM

Loving Discipline: Personal Responsibility

Help your child accept responsibility for his or her behavior.

- Allow more independence.
  - (Example- chores that are age appropriate.)
- Teach ways to make up for inappropriate behavior.
  - (Example- Have your child apologize if she or he hurts someone.)
- Help your child express feelings with words.
  - (Example- “Are you excited to go to school?” OR “It seems like you may be jealous because your brother got a new toy.”)
- Provide chances for group play.
- Teach what your child CAN do, not just what he or she should not do.

578 1K 5K

SLIDESMANIA.COM

Loving Discipline: Consequences

Use fair and consistent consequences for inappropriate behavior

- Respond right away but be careful about disciplining your child in anger.
- Avoid physical punishment, while it may stop unwanted behavior, it teaches that hitting is an OK way to solve problems or express anger.
- Talk about consequences ahead of time.
  - (Example- “Remember if you throw your ball in the house you won’t get to play with it for the rest of the day.”)
- Be consistent, always follow through if you say a behavior will have a certain consequence.
- Expect not to be liked at times. Parenting involves making decisions your child won’t agree with...and that’s OK! ☺️


578

1K

5K


SLIDESMANIA.COM



"I don't care if all the TV moms would let you do it.
I won't!"

Loving Discipline: Set a Good Example

- At all ages, children learn from watching parents- be a good role model!
  - Listen patiently when your child talks. This teaches respect and shows how to value what others think and say.
  - Show self-control.
  - Be kind and respectful.
    - (Help family members with tasks, volunteer work)
  - Play with your child!! Make a point of sharing, taking turns and not arguing.



578



1K



5K



SLIDESMANIA.COM



99

The 3 Things My Child Needs Most!

- **Time**
- **Attention**
- **Affection**

... and they are all FREE!



Why are school rules in place?

SLIDESMANIA.COM

PBIS = Positive Behavioral Interventions & Support

A decision-making framework for establishing the social culture and behavioral supports needed for academic and behavior success for all students.

OSEP Center on PBIS, 2010

578 1K 5K

SLIDESMANIA.COM

What is PBIS Look Like?

Adults are Responsible

Clear and Consistent Messages

578 1K 5K

Practices should become part of everyday life at school

Students are involved in changing the climate

578 1K 5K

Short & Long Term Focus

Follow Model with Fidelity

578 1K 5K

Students are taught behavioral expectations

Implementation is informed by data

578 1K 5K

SLIDESMANIA.COM

Ramona Rams Classroom Expectations

Be Respectful	Be Responsible	Do Your Best	Be Safe	Be Kind
				
- Follow Directions - Use appropriate language - Show cooperation - Be an Active listener	- Get to class on time - Bring required materials -Turn in finished work - Exercise self- control - Clean up after yourself - Take care of your personal materials - Wear School Uniform/Follow the Dress Code	- Participate in activities - Complete work with best effort - Ask for help when needed	- Keep hands and feet to yourself - Appropriate use of classroom/school materials - Ask for permission to leave seat - Walk	- Include others - Use polite words - Help others - Be a friend



SLIDESMANIA.COM

Ramona Rams Playground Expectations

Be Respectful	Be Responsible	Do Your Best	Be Safe	Be Kind
				
- Use appropriate personal space - Follow game rules - Use appropriate language	- Freeze when the bell rings (TK - 3) - Use and return equipment properly - Walk to line when bell rings -Use bathroom and get water during recess	- Participate in activities - Try new things - Advocate for yourself and others	- Walk to your line - Keep hands and feet to yourself - Follow playground rules - Stay in designated play areas	- Be a good sport - Include others - Use polite words - Share equipment



SLIDESMANIA.COM

Ramona Rams Bathroom Expectations

Be Respectful	Be Responsible	Do Your Best	Be Safe	Be Kind
				
- Use assigned restroom - Stay in your own stall. - Use quiet voices. - Respect privacy (peeking over or under stalls is forbidden)	- Only flush toilet paper down the toilet - Wash hands with soap and water -Trash goes only in the trash can - Report problems to teacher or supervisor -Climbing is ONLY for the playground	- Return to class promptly -Body waste must stay in the toilet to be flushed.	- Keep bathroom clean - Keep hands and feet to yourself - Walk at all times	-Knock gently before opening stall door -Wait your turn by standing in line



SLIDESMANIA.COM

Ramona Rams Cafeteria/Lunch Area Expectations

Be Respectful	Be Responsible	Do Your Best	Be Safe	Be Kind
				
- Use quiet voices - Follow all directions - Use appropriate language -Stay in line and move swiftly	- Eat your own food/ no sharing - Remain seated in your assigned area - Throw away your trash when your entire lunch has been eaten -No candy, red/orange chips, soda Choose healthy alternatives	- Use good table manners - Report problems to an adult -Keep both hands on your lunch tray	- Walk in line with teacher to cafeteria - Keep your hands to yourself - Walk at all times - Remain in line	- Say “please” and “thank you” - Use quiet voices -Kindly Invite and include all classmates to sit together



SLIDESMANIA.COM

Ramona Rams Dismissal Expectations

Be Respectful	Be Responsible	Do Your Best	Be Safe	Be Kind
				
- Be considerate of the volume of your voice. -Follow the directions of all school staff. -Please keep walkways clear for other people to walk.	-Remember all of your belongings and materials from your classroom. -Keep backpacks closed. Do not take out toys or snacks. -Pick up your own trash. -Walk home or be ready to be picked up as soon as possible.	-Save playing for recess. -Do listen for your name if you are waiting to be picked up from the car line.	-Walk and stay in personal space. -Stay in the map area. - Use handrails and railings appropriately. No climbing, standing on, or jumping over. -Walk down stairs and ramps. -Please do not return to campus once you have left for the day. -No chasing or playing in all dismissal areas.	-Keep hands, feet, and objects to yourself. -Use appropriate words.



SLIDESMANIA.COM

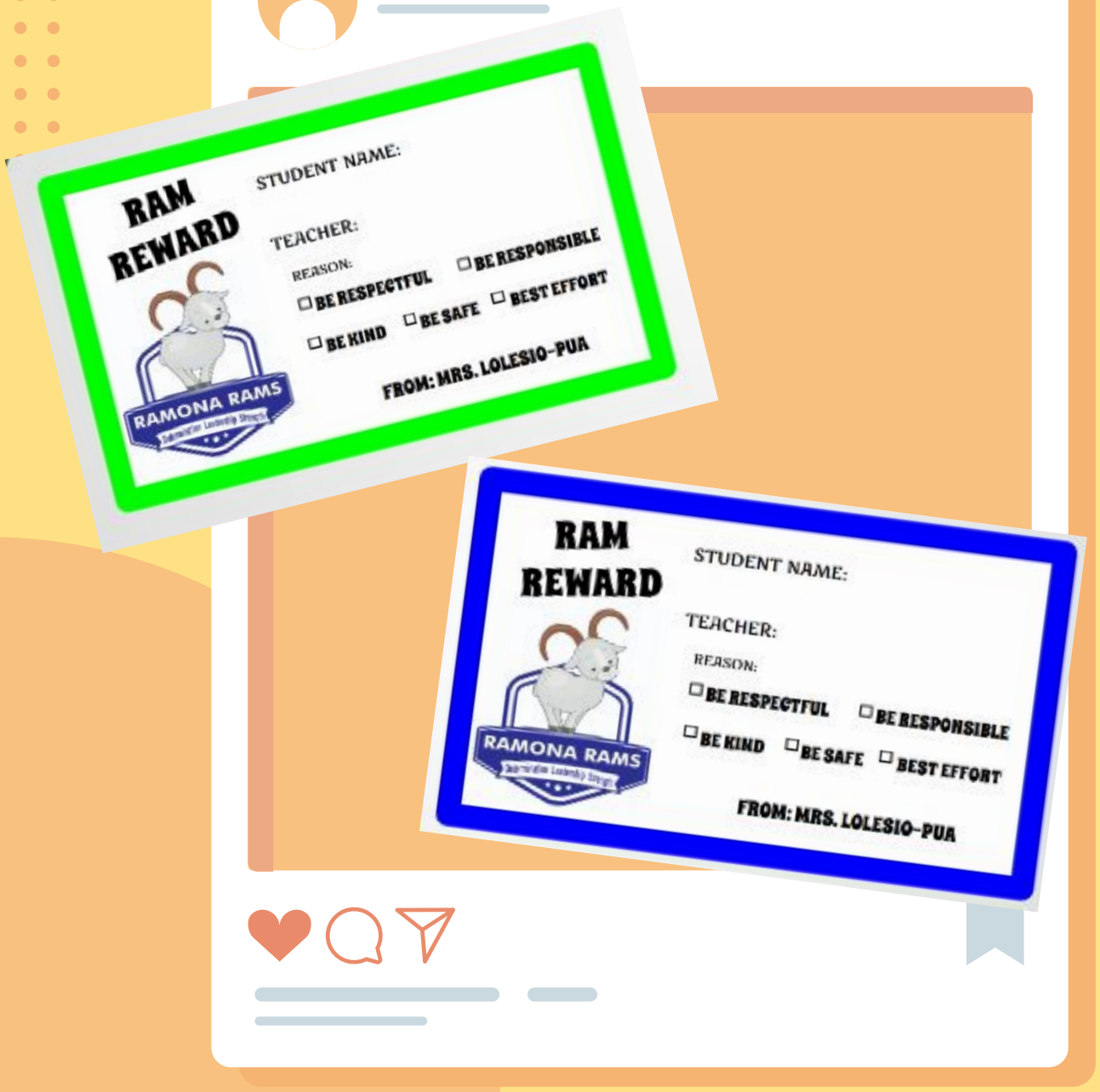

99

RAM REWARDS

Thank you!

Questions?





SLIDESMANIA.COM

Credits.

Presentation Template: SlidesMania

Images: Unsplash

Fonts used in this presentation: Thasadith and **Passion One**



slidesMania

Free themes and templates for
Google Slides or **PowerPoint**

NOT to be sold as is or modified!

Read FAQ on slidesmania.com

Do not remove the slidesmania.com text on the sides.

Sharing is caring!

