

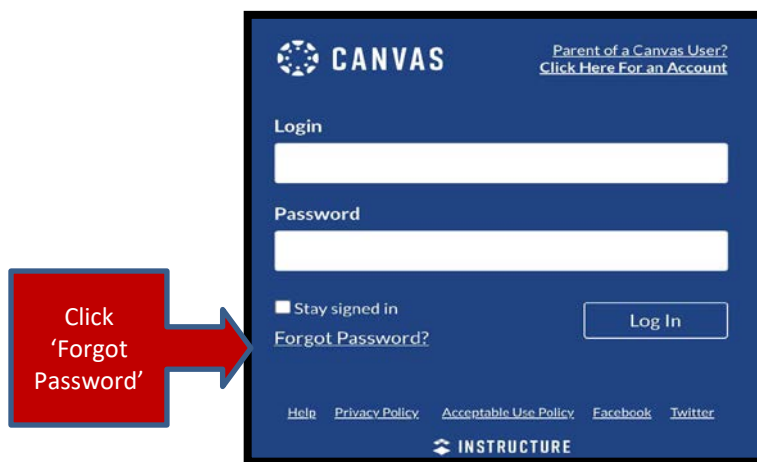


# Canvas Parent Access - Computer

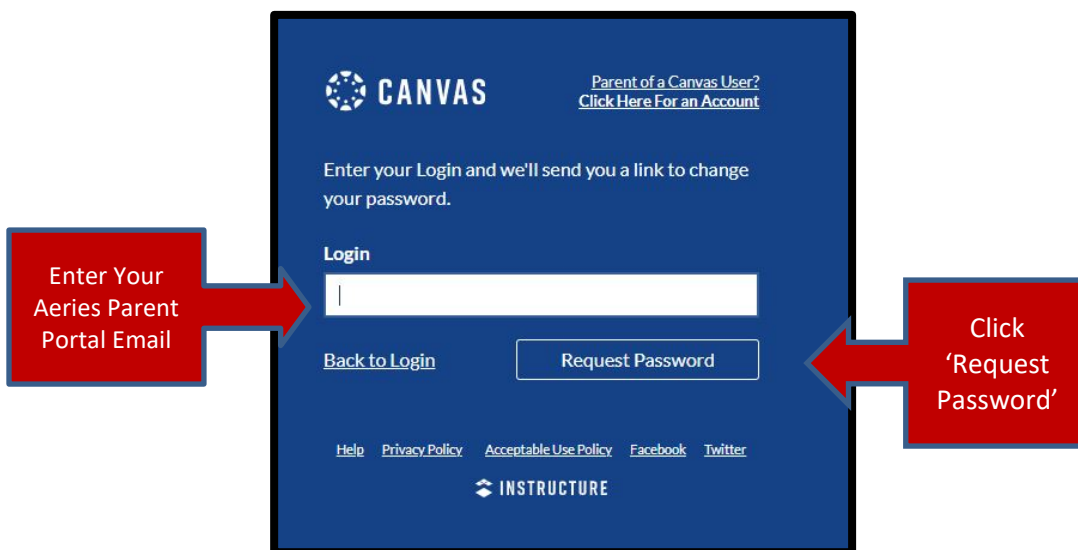


Parents are able to sign up as an observer in Canvas. Observers can link their Canvas account to their student's account so they can see assignment dues dates, announcements, and other course content. Observers can view the course content but cannot participate in the course. In order to access Canvas as parent (observer) follow these steps:

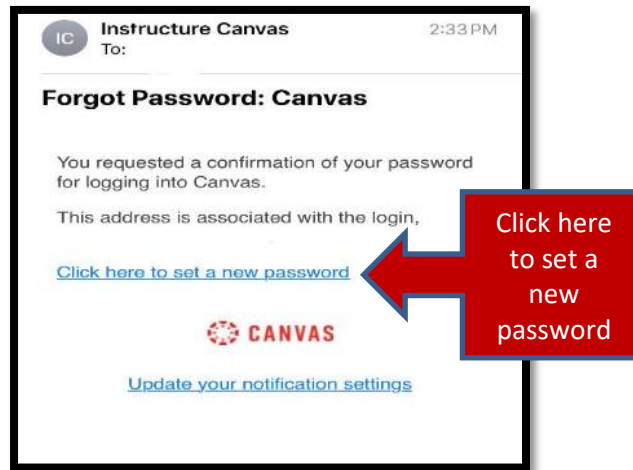
1. Go to <https://hlschools.instructure.com/login/canvas> and click 'Forgot Password'



2. Enter Your Parent Portal Email and "Request Password"



3. Check your email from Instructure Canvas [notifications@instructure.com](mailto:notifications@instructure.com) and “Click here to set a new password.”



4. Enter your Aeries Parent Portal email in 'Login' and your password you just set to in 'Password' and then Log in.



5. Start by watching the [‘Canvas for Parent \(Observer\) Overview Video.’](#) In addition, the following guides will help Parent (Observer) accounts to support their child’s learning
- [How do I use the Global Navigation Menu as an observer?](#)
  - [How do I use the Dashboard as an observer?](#)
  - [How do I view Grades in the Dashboard as an observer?](#)
  - [How do I view a list of all Canvas courses in which I am an observer?](#)
  - [How do I customize my Courses list as an observer?](#)
  - [How do I view Grades in the Dashboard as an observer?](#)
  - [How do I view the Grades page for a student as an observer?](#)
  - [How do I set my Canvas notification preferences as an observer?](#)

The [Canvas Observer Community Guides](#) and the [Canvas Mobile App](#) guides have even more great information!