

21st Century Classroom Field Trip

Monday, March 20, 2017

Downey High School: 9:00 am – 10:45 am

Buena Park Junior High: 11:30 am – 12:30 pm

Stoddard Elementary (Anaheim ESD): 1:30 pm – 2:15 pm



DOWNEY
HIGH SCHOOL

8:45:27

61°F

THINK

Think With Ink

ney Theatre



Three vanloads of teachers, Business Services and Instructional Services.....



Million dollar kitchen culinary arts at Downey High School “CTE should permeate everything...” – Phil, Downey CTE




Focused on the future in the Downey HS broadcast studio, able to project broadcast through every projector and big screen



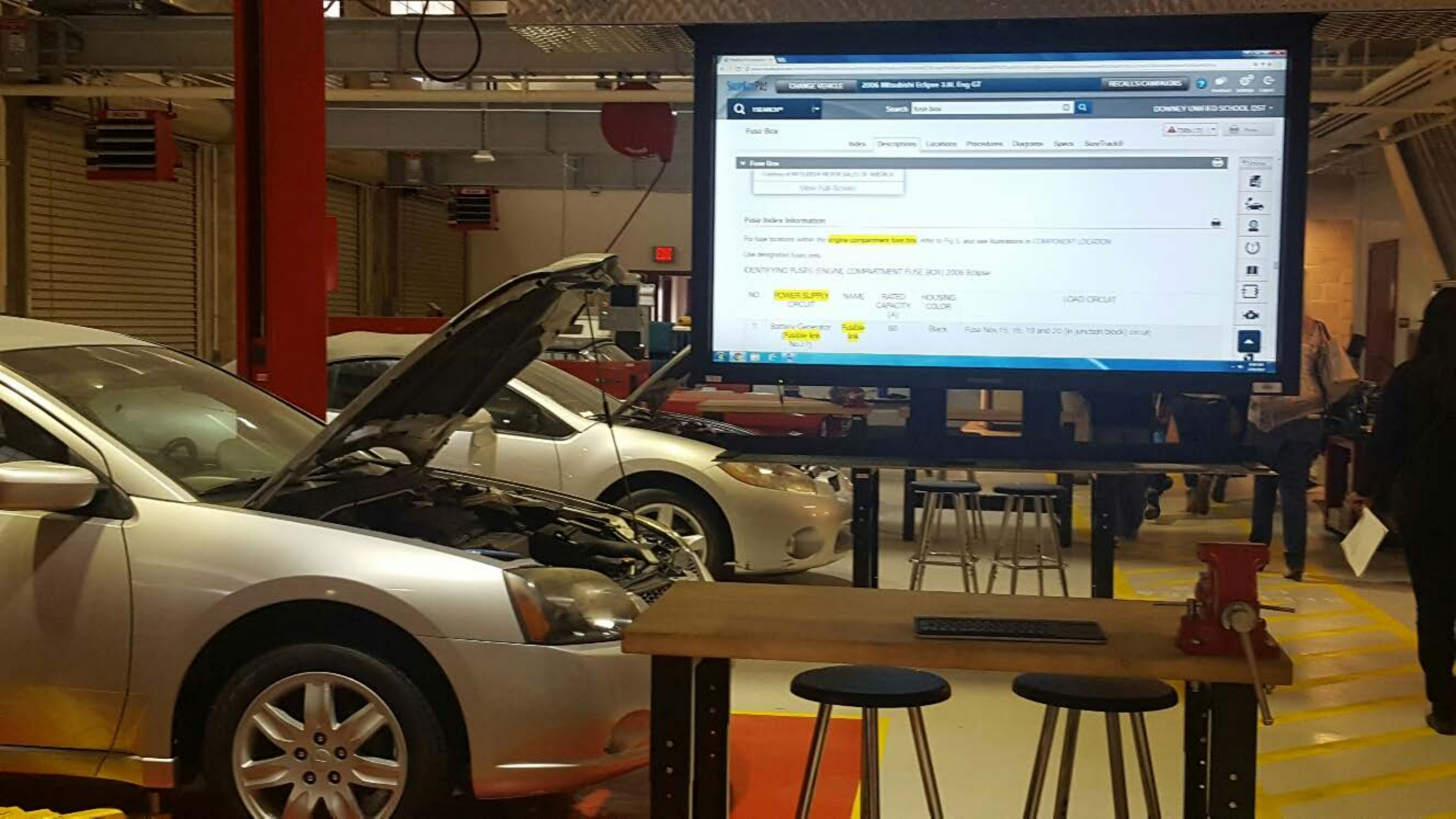
Microsoft in Education
Microsoft Showcase
Schools







Chicken and pig farm at Downey HS....



CHANGE VEHICLE 2006 Mitsubishi Eclipse 3.0L Eng GT RECALLS/COMMERCIALS

SEARCH TOP BOX

DOWNEY UNITED SCHOOL DIST

Fuse Box Index Descriptions Locations Procedures Diagrams Specs SubTrack®

Fuse Box

2006 Mitsubishi Eclipse 3.0L Eng GT

View Full Screen

Fuse Index Information

For fuse locations within the engine compartment fuse box, refer to Fig. 5, and see illustrations in COMPONENT LOCATION.

Use designated fuses only.

IDENTIFYING FUSES (ENGINE COMPARTMENT FUSE BOX) 2006 Eclipse

NO.	CIRCUIT	NAME	RATED CAPACITY (A)	HOUSING COLOR	LOAD/CIRCUIT
1	Battery Generator	Fusible link	60	Black	Fuse Nos. 15, 16, 19 and 20 (in junction block) circuit



Engineering/STEM students built this flight simulator....



The small koi pond at Downey HS.....





We should note the growth of 3D printing, devices, usage and support....




Robotics class and team workshop.....





Part of Project Lead the Way.....Downey HS has 4,200 students....



SCHOOL OFFICE

6931 ORANGETHORPE AVE.
BUENA PARK, CA 90620
(714) 522-8491



"WE EDUCATE, MOTIVATE, AND INSPIRE STUDENTS
TO ACHIEVE ACADEMIC SUCCESS
AND BECOME PRODUCTIVE GLOBAL CITIZENS"

**BUENA
PARK
SCHOOL
DISTRICT**





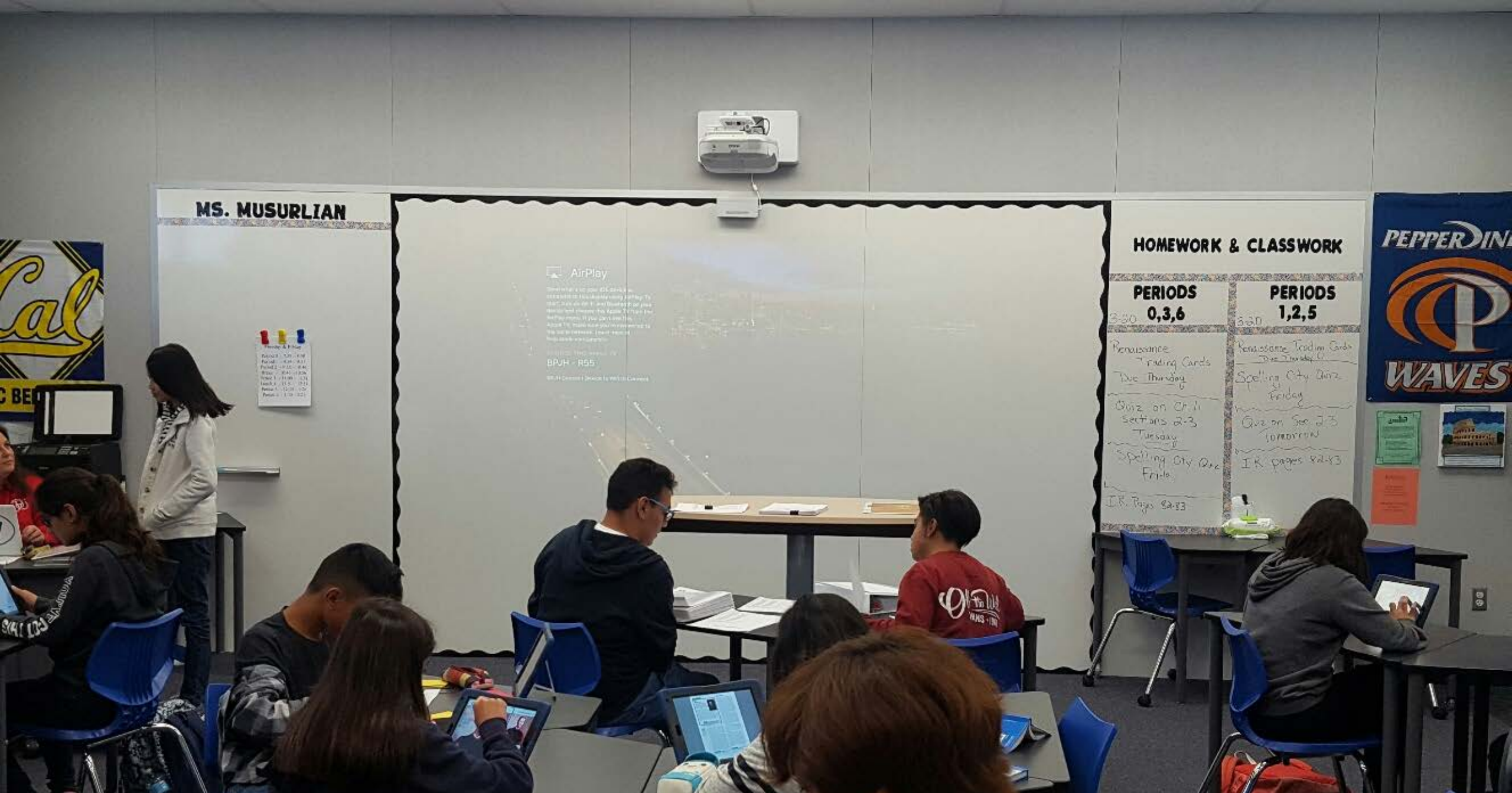


All Apple school. Large screen recessed into wall.....



Easy to use media control panel for the teacher.....





MS. MUSURLIAN

Periods & Roster
Period 1: 8:00 - 8:45
Period 2: 8:45 - 9:30
Period 3: 9:30 - 10:15
Period 4: 10:15 - 11:00
Period 5: 11:00 - 11:45
Period 6: 11:45 - 12:30

AirPlay

Share what's on your iOS device wirelessly to your Apple TV. You can stream video, photos, music, and more. To get started, make sure your Apple TV is on the same Wi-Fi network as your iOS device. Then, tap the AirPlay icon in the top right corner of the screen. For more information, visit apple.com/airplay.

BAUH - R55

© 2014 Apple Inc. All rights reserved. Learn more at apple.com/airplay.

HOMEWORK & CLASSWORK

PERIODS
0,3,6

Renaissance
Trading Cards
Due Thursday
Quiz on Ch. 1
Sections 2-3
Tuesday
Spelling City Quiz
Friday
I.R. Pages 82-83

PERIODS
1,2,5

Renaissance Trading Cards
Due Thursday
Spelling City Quiz
Friday
Quiz on Sec. 2-3
Tomorrow
I.R. pages 82-83



Note no bulky cabinetry, front wall is whiteboard and very large screen display.....



Note twin screen displays, there is no “front” of the classroom, students take devices with them Grade 4 and up....



Student seating option in the back of room....



AirPlay

Send what's on your iOS device or computer to this display using AirPlay. To start, turn on Wi-Fi and Bluetooth on your device and choose this Apple TV from the AirPlay menu. If you can't see this Apple TV, make sure you're connected to the same network. Learn more at help.apple.com/appletv.

CHOOSE THIS APPLE TV

BPJH - R55

BPJH Connect Device to Wifi to Connect



Twin large screens in action....no “front” of the classroom....

Alexander J. Stoddard
ELEMENTARY SCHOOL

READ!
ILEER!

QuikSign 800-474-1246



Leonardo da Vinci: The Genius of the Century

ART

1st Look: **Design**
2nd Look: **Design**
3rd Look: **Design**
4th Look: **Design**

Art Criticism

When we critique art we:

- Describe it
- Analyze it
- Interpret it
- Evaluate it

LEONARDO DA VINCI: THE GENIUS OF THE CENTURY

THE AMONG INVENTOR

Microsoft PowerPoint

Influenza Virus (450,000x magnification)

PLTW Launch

MATHLETICS


LET'S GO DUCKS!

3

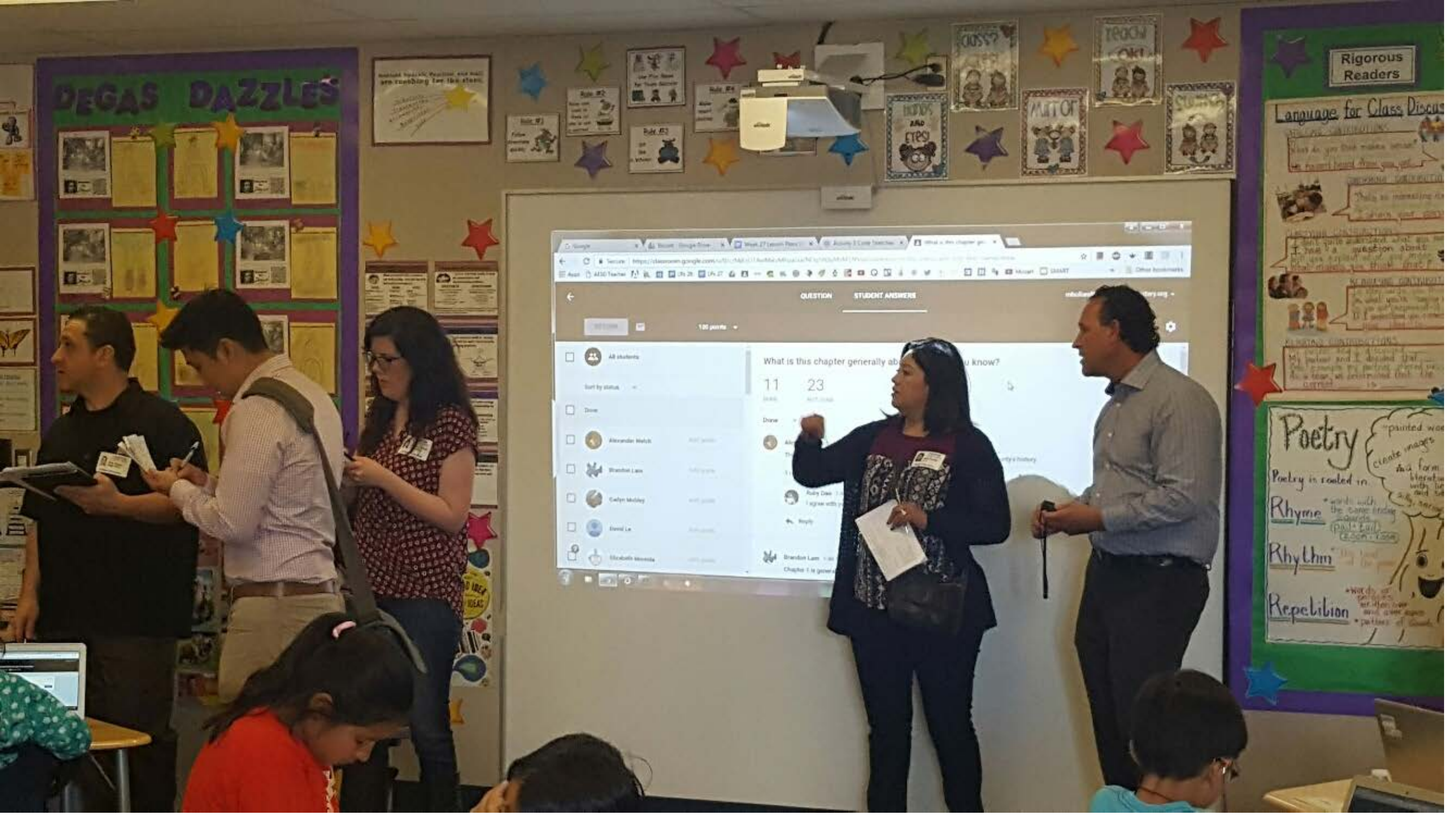
PLTW Launch



The dark side of BYOD – How do you provide power for users to charge their phones, tablets, etc.?



Note use of “candy cane”, “scorpion” desk arrangements to fit more students in a small space.....



DEGAS DAZZLES

