

ENROLL YOUR STUDENT IN HLPUSD

Via Aeries Online Enrollment


STEP 1: Click <https://hlpusd.aeries.net/enrollment>

STEP 2: Click **Enroll A New Student** button, at the bottom of the page

Aeries
Online Enrollment

Welcome to Aeries Online Enrollment

Hacienda La Puente Unified School District (HLPUSD)



Warning: Aeries Online Enrollment is for NEW students only. If your student is currently enrolled in any HLPUSD school, DO NOT USE THIS FORM.

Warning: If you reside outside of the HLPUSD attendance area, please contact Student and Family Services at 626-933-4335 regarding inter-district transfer.

2022-2023 school year is from August 3, 2022 to May 18, 2023.
2023-2024 school year start date has not been determined.

Language
 English Español 中文

Login **Enroll A New Student**

STEP 3: Click the drop-down arrow to select the School Year
2022-2023 for current school year
2023-2024 for pre-enrolling next school year

Aeries
Online Enrollment

Year Selection

Please select a year to enroll for

2022 - 2023, Current School Year Click to select the enrollment year.

2023-2024 Pre-Enrollment To pre-enroll for 2023-2024 School Year

Next

STEP 4: Click the [Next](#) button.

Aeries
Online Enrollment

Required Information

Required Information:

- Proof of Residence — Mortgage/rental agreement, utility bill, (electric, gas, or water) indicating service in the parent's or guardian's name.
- Birth Certificate or Passport
- Up-to-date Immunization Records
- Parent/Guardian's California Driver's License or ID Card


Grades 6th-12 Additional Information Required:

- Attendance Record
- Grades and Transcripts
- Discipline Record

 [Next](#)

STEP 5: Create a Login – Fill out your name and e-mail with a password & Click “[Create account](#)”

Login

 If you have previously used this website to enroll a student for this district, you may login as an existing user. If this is your first time here, Please provide your email address and a password to create a new account.

Existing user

Email address

Password

[Login](#)

[Forgot Password](#)

Create new account

Your Name

Email address

Password

Re-type Password

[Create account](#)

STEP 6: Read Terms of Service. Check the box “I agree” and click “[Next](#)”

Terms of Service

Please review the Terms of Use and click "I agree" to continue.
Privacy and Security Policy

Please read this document and make sure you understand it. It explains our commitment to protecting the privacy and security of the information gathered by the HLPUSD online enrollment system, how the information is used, and with whom the information is shared. By continuing to use this system you will be deemed to have accepted our Privacy Policy.

We are committed to maintaining the privacy of your family's personal information. We are committed to taking appropriate measures to maintain the privacy of information you submit to us. We will not sell or rent your information to anyone, or let anyone use it except if you have authorized its use. We are especially sensitive to the need to protect information concerning children. Protecting the identity and privacy of children is an important undertaking and a high priority for the Hacienda La Puente Unified School District. Only those HLPUSD employees and consultants who need the information you have provided to the database to perform their job responsibilities are authorized to have access to your stored information.

We at HLPUSD understand that the information you store in the online enrollment database is of the highest value to you and we will protect it at all times. We protect your information when it is searched for and sent from our databases by encrypting the


I agree

 [Next](#)

**STEP 7: Fill in Student Name, Date of Birth, Grade Level
& Click "Next"**

Student's Name

<p>Student's legal first name <input checked="" type="checkbox"/></p> <input type="text"/>	<p>Student's nick name (optional)</p> <input type="text"/>
<p>Student's legal middle name</p> <input type="text"/>	<p>Student's legal last name <input checked="" type="checkbox"/></p> <input type="text"/>
<p>Student's suffix</p> <input type="text"/>	
<p>Student's Birthdate <input checked="" type="checkbox"/></p> <p>Month <input type="text"/> Day <input type="text"/> Year <input type="text"/></p>	<p>Please select a grade level or program to enroll this student in</p> <p>Select Grade Level or Program <input checked="" type="text"/></p>

 [Next](#)

STEP 8: Fill in your Resident information & Click "Next". If you DO NOT live in the Hacienda La Puente USD area, please use the School Address to proceed.

Student Address

If you DO NOT live in the Hacienda La Puente USD area, please enter the school address. Contact Student and Family Services department regarding the Inter-district procedure.

Resident Address

Street Address
Enter address


Unit or Apartment Number

City

Student's Home ZIP Code


State Student lives in
California

Use residence address above as mailing address?
 Yes
 No, use a different address for mail

Previous  Next

STEP 9: Click [Next](#)


Student Address

 Congratulations! Based on the information you provided you are eligible to enroll for school using this website. Based on grade and address information you are assigned to the following school

Assigned school
School A (Kindergarten - Fifth Grade)

If you have a preferred school, click below to select the preferred school.

Preferred school
I do not want to select a preferred school

Previous  Next

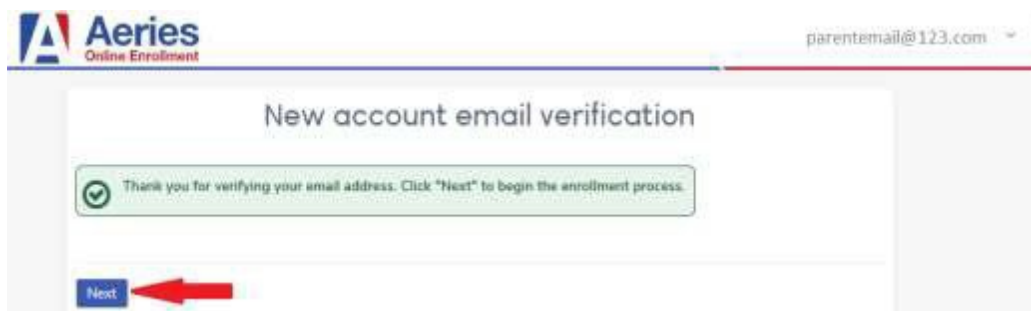
STEP 10: Click [Next](#)



STEP 11: Verify your e-mail FIRST then follow the Login with the password created in Step 5.



STEP 12: Click [Next](#)



STEP 13: Login with the email and password you created in Step 5.

The screenshot shows the Aeries Online Enrollment Login page. At the top left is the Aeries logo with the text "Online Enrollment". The main heading is "Login". Below the heading are two input fields: "Email address" and "Password". A blue "Login" button is centered below the fields. At the bottom left is a link for "Forgot Password" and at the bottom right is a link for "New User".

STEP 14: Fill in the information and click the boxes that apply & Click “Next” until the end of the process.

Don't forget to Click SUBMIT at the end.

The screenshot shows the "General Student Information" form. It includes fields for "Student's gender" (a dropdown menu), "Student's home phone number", and "Student's mobile phone number". Below these is the "Student's email address" field with a note: "Please provide STUDENT email only. Parent emails will be collected in another step." There are also dropdown menus for "Country the student was born in" and "State the student was born" (with a default value of "Not needed for the country selected"), and a text field for "City the student was born in". A yellow highlighted section contains two required questions: "Is this student Hispanic or Latino?" with radio button options for "No, not Hispanic or Latino", "Yes, Hispanic or Latino", and "Declined to state/Unknown"; and "What is the race of this student? You may select up to five." with a list of checkboxes for various racial and ethnic groups including American Indian or Alaskan Native, Japanese, Vietnamese, Laotian, Hmong, Hawaiian, Samoan, Other Pacific Islander, Black or African American, Declined to state/Unknown, Chinese, Korean, Asian Indian, Cambodian, Other Asian, Guamanian, Tahitian, Filipino, and White. A red arrow on the left side of the form points downwards. At the bottom right, there is a blue "Next" button with a red arrow pointing to it.


Submit the enrollment at the last step.

STEP 15: If you get logged off, log in again with the same email and password created in Step 5

Aeries
Online Enrollment

Welcome to Aeries Online Enrollment

Hacienda La Puente Unified School District (HLPUSD)



! Aeries Online Enrollment is for NEW students only. If your student is currently enrolled in any HLPUSD school, DO NOT USE THIS FORM.

! If you reside outside of the HLPUSD attendance area, please contact Student and Family Services at 626-933-4335 regarding inter-district transfer.

2022-2023 school year is from August 3, 2022 to May 18, 2023.
2023-2024 school year start date has not been determined.

Language
 English Español 中文

[Login](#) **← To re-log in and resume the enrollment** [Enroll A New Student](#)