

PORT NECHES-GROVES INDEPENDENT SCHOOL DISTRICT



ADOPTED BUDGET **September 1, 2012 – August 31, 2013**

Dr. Rodney Cavness, Superintendent



PORT NECHES-GROVES INDEPENDENT SCHOOL DISTRICT

ANNUAL OPERATING BUDGET

September 1, 2012 – August 31, 2013

Board of Trustees

Rodney Balsamo, President

Jim Walters, Vice President

Melanie Miller, Secretary

Rusty Brittain, Member

Darren McCutcheon, Member

Lana Parker, Member

Eric Sullivan, Member

Administration

Dr. Rodney Cavness, Superintendent of Schools

Mike Gonzales, Assistant Superintendent for Administrative Services

**Dr. Brenda Duhon, Assistant Superintendent for Curriculum &
Instruction/Technology**

Cheryl Hernandez, Business Manager

PORT NECHES-GROVES INDEPENDENT SCHOOL DISTRICT
TABLE OF CONTENTS

HISTORICAL INFORMATION - Section A

Fund Balance History - General Fund	A-1
Historical Taxable Rate Analysis	A-2
Historical Certified Taxable Values	A-3
Historical Enrollment	A-4

REVENUES - Section B

Summary By Fund	B-1
Summary By Object	B-2
Detail By Object	B-3

EXPENDITURES - Section C

Summary By Fund	C-1
Summary By Function	C-2
Summary By Object	C-3

GENERAL FUND - Section D

Summary of Revenues and Expenditures	D-1
Detail of Revenues	D-2
Summary of Expenditures by Object	D-3
Summary of Expenditures by Function and Object	D-4
Summary of Expenditures by Campus/Department	D-7
Port Neches-Groves High School	D-8
Alternative Education Center	D-9
Groves Middle School	D-10
Port Neches Middle School	D-11
Groves Elementary School	D-12
Port Neches Elementary School	D-13
Ridgewood Elementary School	D-14
Taft Elementary School	D-15
Van Buren Elementary School	D-16
Woodcrest Elementary School	D-17
Summer School	D-18
Administration	D-19
Athletics	D-20
Career & Technology	D-21
Curriculum	D-22
Special Education	D-23
Technology Department	D-24
Security	D-25
Maintenance	D-26
Transportation	D-27
District Wide	D-28

PORT NECHES-GROVES INDEPENDENT SCHOOL DISTRICT
TABLE OF CONTENTS

CHILD NUTRITION SERVICES FUND - Section E

Summary of Revenues and Expenditures E-1

DEBT SERVICE FUND - Section F

Summary of Revenues and Expenditures F-1

Summary of Annual Debt Requirements F-2

Schedule of Current Debt Requirements F-3

FEDERAL FUNDS - Section G (INFORMATION ONLY)

Summary of Federal Funds G-1

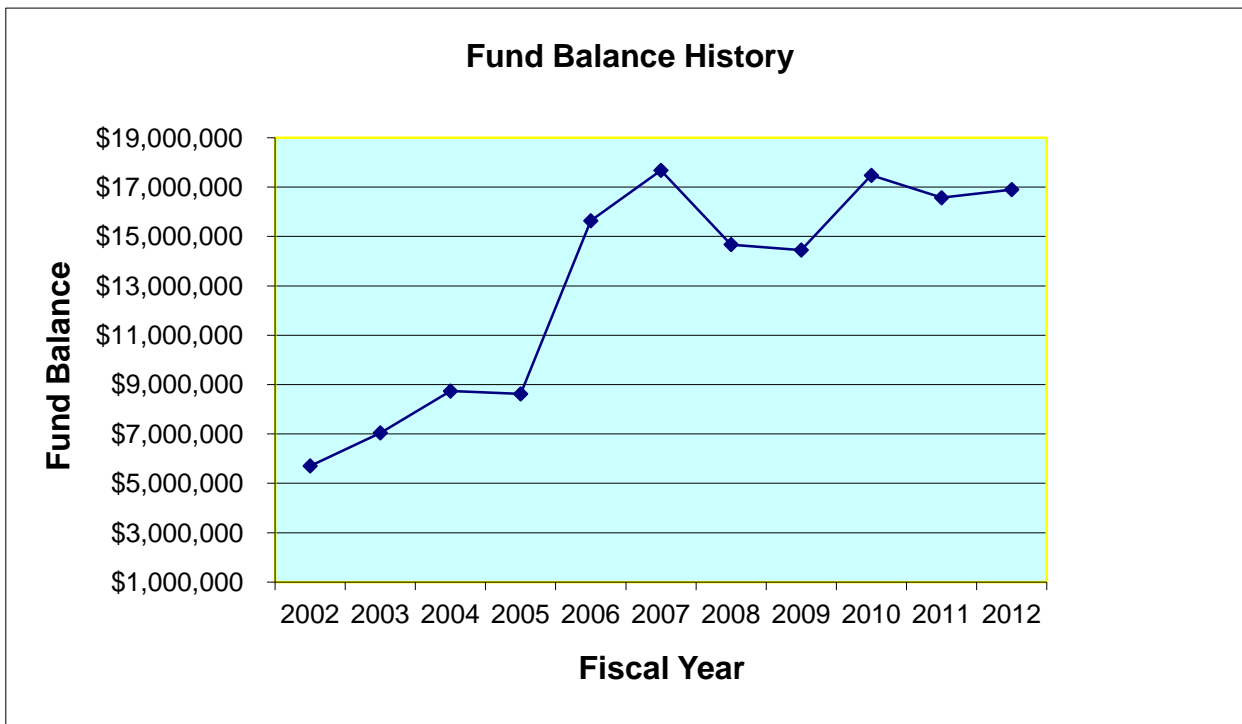
HISTORICAL INFORMATION

(Section A)

**PORT NECHES-GROVES INDEPENDENT SCHOOL DISTRICT
GENERAL FUND
FUND BALANCE HISTORY**

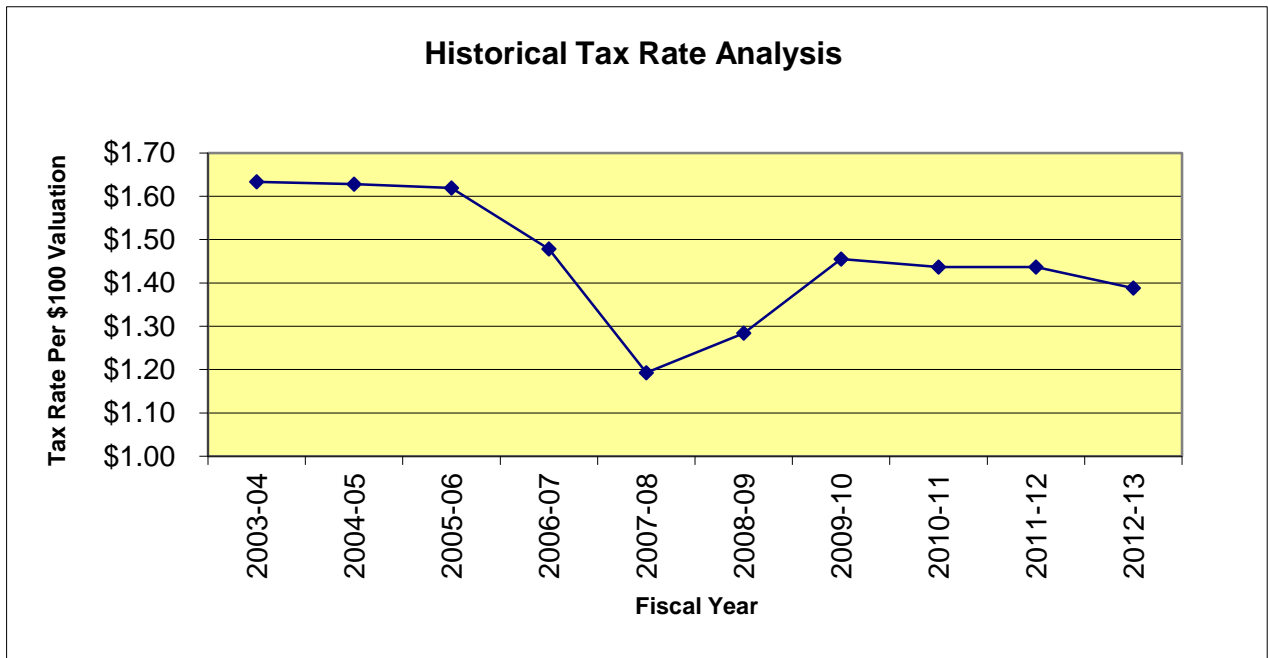
		Increase (Decrease)
September 1, 2002	\$ 5,703,330	
2003	7,042,017	1,338,687
2004	8,735,683	1,693,666
2005	8,620,903	(114,780)
2006	15,635,544	7,014,641
2007	17,677,746	2,042,202
2008	14,673,820	(3,003,926)
2009	14,450,509	(223,311)
2010	17,475,662	3,025,153
2011	16,568,439	(907,223)
2012	16,899,784 *	331,345

** - Projected Fund Balance from FY 2011-12 Budget



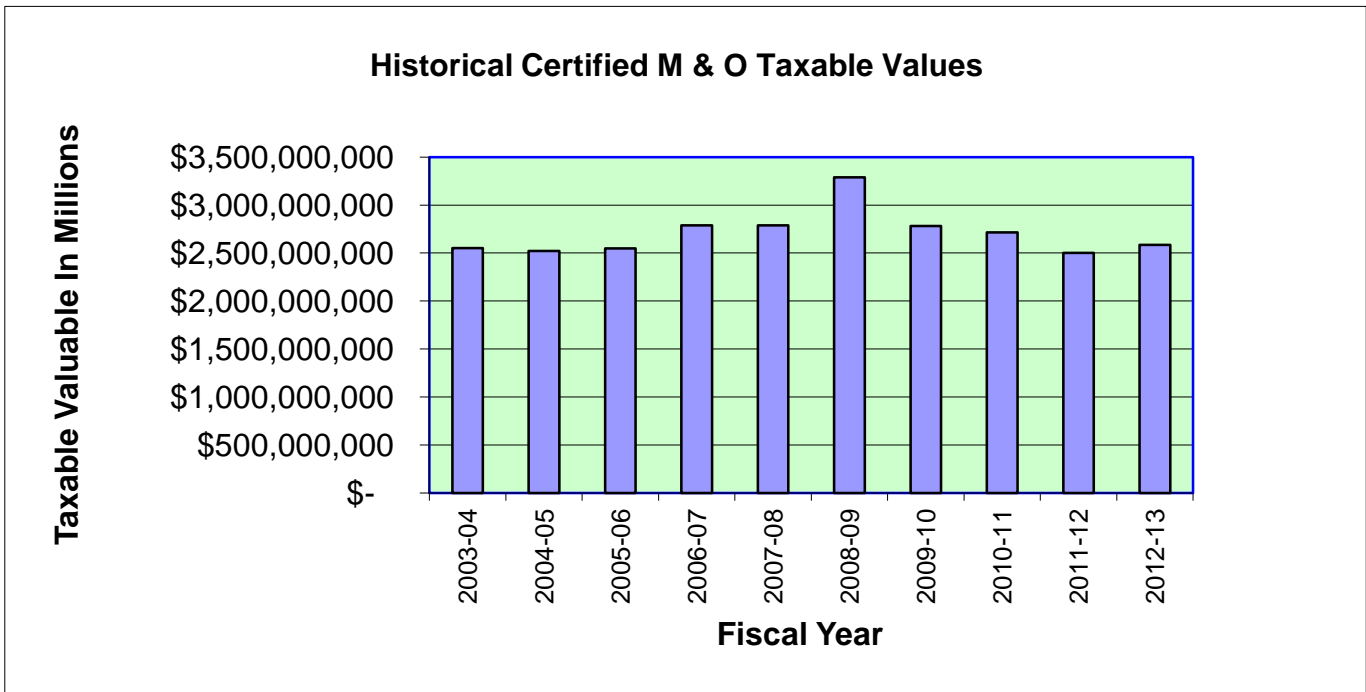
**PORT NECHES-GROVES INDEPENDENT SCHOOL DISTRICT
HISTORICAL TAX RATE ANALYSIS**

School Year	Total Rate	Maintenance & Operation	Interest & Sinking
2003-04	\$ 1.633300	\$ 1.50	\$ 0.133300
2004-05	1.627792	1.50	0.127792
2005-06	1.619000	1.50	0.119000
2006-07	1.478300	1.37	0.108300
2007-08	1.192500	1.04	0.152500
2008-09	1.284000	1.04	0.244000
2009-10	1.454950	1.04	0.414950
2010-11	1.436500	1.04	0.396500
2011-12	1.436500	1.04	0.396500
2012-13	1.388070	1.04	0.348070



**PORT NECHES-GROVES INDEPENDENT SCHOOL DISTRICT
HISTORICAL CERTIFIED TAXABLE VALUES**

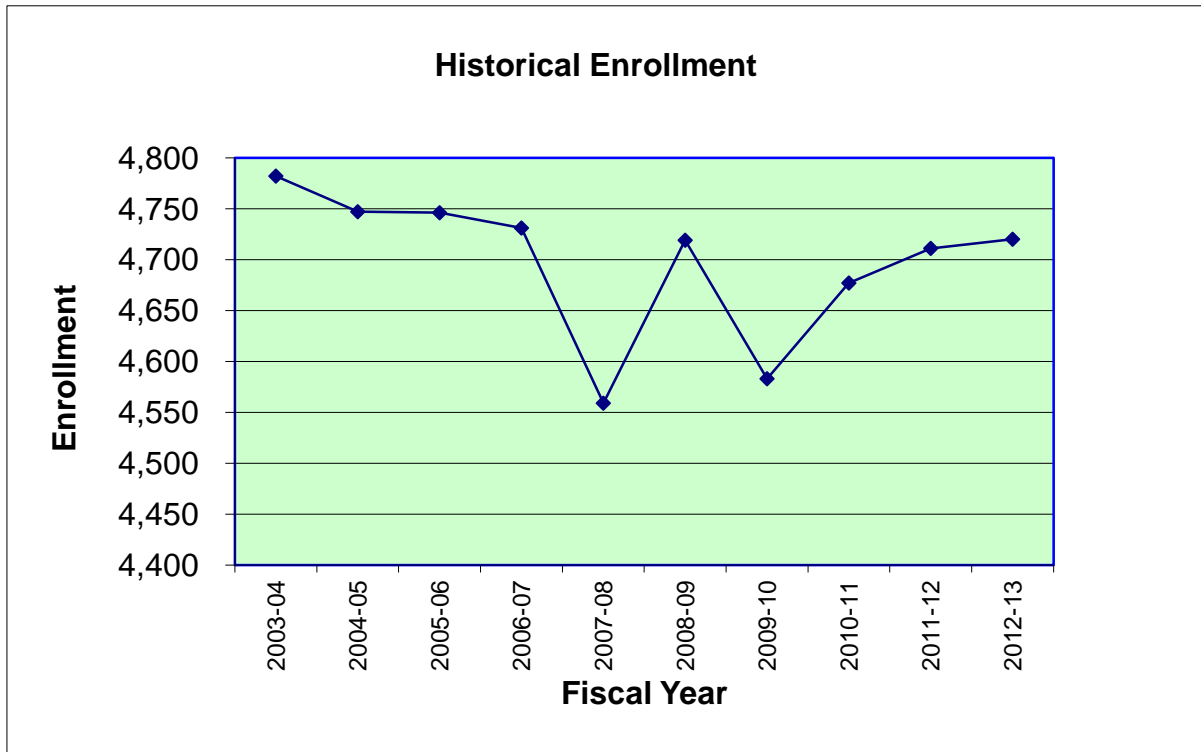
School Year	Maintenance & Operations Taxable Value	[M & O] Percentage Increase (Decrease)	Interest & Sinking Taxable Value
2003-04	\$ 2,551,267,815		\$ 2,551,267,815
2004-05	2,520,174,524	-1.22%	2,520,174,524
2005-06	2,547,235,457	1.07%	2,734,309,257
2006-07	2,786,936,542	9.41%	2,788,139,560
2007-08	2,787,768,285	0.03%	2,989,354,085
2008-09	3,289,967,073	18.01%	3,486,349,373
2009-10	2,782,062,384	-15.44%	2,911,206,184
2010-11	2,713,301,162	-2.47%	2,789,541,462
2011-12	2,502,726,612	-7.76%	2,908,503,112
2012-13	2,583,089,606	3.21%	3,138,060,256



**PORT NECHES-GROVES INDEPENDENT SCHOOL DISTRICT
HISTORICAL ENROLLMENT**

School Year	Enrollment	Percentage Increase/(Decrease)
2003-04	4,782	
2004-05	4,747	-0.7%
2005-06	4,746	0.0%
2006-07	4,731	-0.3%
2007-08	4,559	-3.6%
2008-09	4,719	3.5%
2009-10	4,583	-2.9%
2010-11	4,677	2.1%
2011-12	4,711	0.7%
2012-13	4,720 *	0.2%

* - Projected



REVENUES

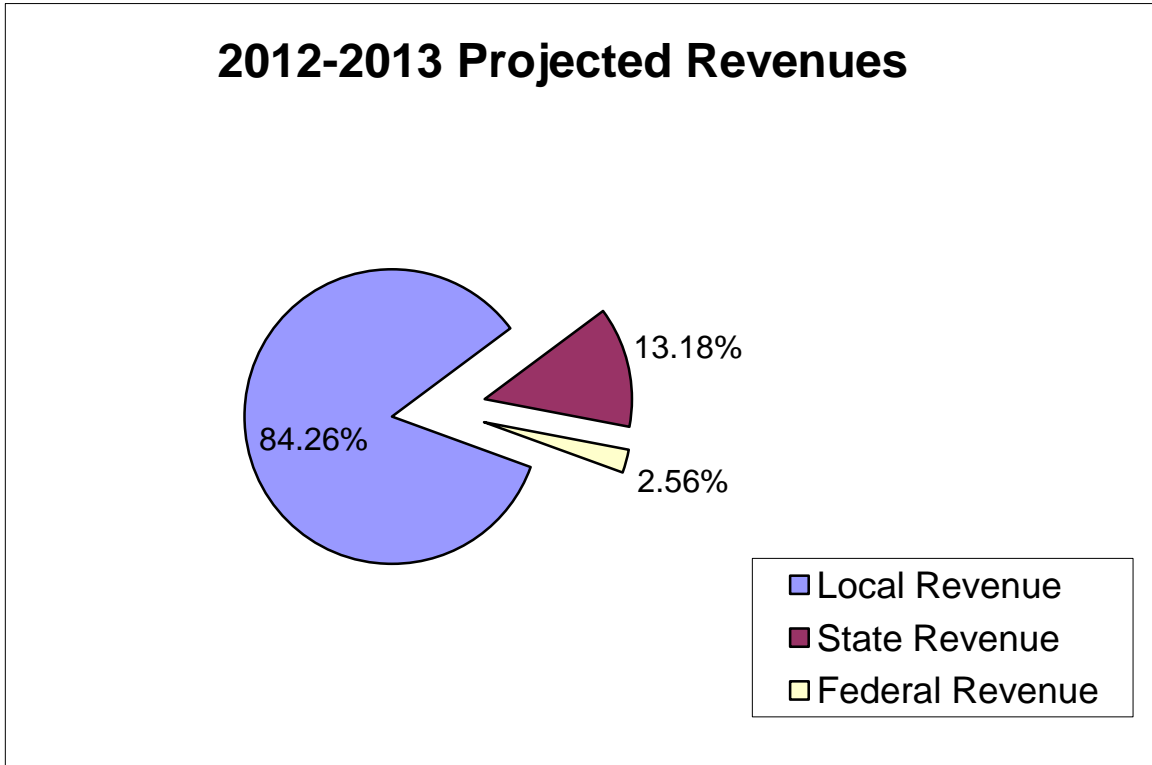
(Section B)

PORT NECHES-GROVES INDEPENDENT SCHOOL DISTRICT
REVENUES
SUMMARY BY FUND

TYPE OF REVENUE	2011-12 Amended Budget	2012-13 Adopted Budget
199 Local Maintenance	\$ 38,023,594	\$ 36,750,087
240 Child Nutrition Services	2,641,047	2,547,265
	<u>40,664,641</u>	<u>39,297,352</u>
599 Interest & Sinking	10,870,160	10,524,026
TOTAL ALL FUNDS	<u>\$ 51,534,801</u>	<u>\$ 49,821,378</u>

PORT NECHES-GROVES INDEPENDENT SCHOOL DISTRICT
REVENUES
SUMMARY BY OBJECT

TYPE OF REVENUE	2011-12	2012-13
	Amended Budget	Adopted Budget
Local Revenue	\$ 30,799,474	\$ 33,111,606
State Revenue	8,843,469	5,181,246
Federal Revenue	1,021,698	1,004,500
TOTAL REVENUE	\$ 40,664,641	\$ 39,297,352



PORT NECHES-GROVES INDEPENDENT SCHOOL DISTRICT
REVENUE DETAIL

	2011-12 Amended Budget	2012-13 Adopted Budget
LOCAL		
Taxes - Current	\$ 24,441,859	\$ 25,381,012
Taxes - Delinquent	194,965	174,234
Taxes - Penalties & Interest	62,000	120,000
Tuition	20,400	20,400
Interest on Investments	30,300	25,350
Foreign Trade Zone	1,517,117	1,417,679
House Bill 1200 Agreement	2,569,843	4,111,241
Child Nutrition	1,576,500	1,484,500
Athletics	277,990	276,490
Other	108,500	100,700
STATE		
State Aid	7,154,758	3,648,016
Child Nutrition	13,747	13,915
TRS On-Behalf	1,674,964	1,519,315
FEDERAL		
E-Rate	15,198	-
Child Nutrition	1,006,500	1,004,500
TOTAL	\$ 40,664,641	\$ 39,297,352

EXPENDITURES

(Section C)

PORT NECHES-GROVES INDEPENDENT SCHOOL DISTRICT
EXPENDITURES
SUMMARY BY FUND

TYPE OF EXPENDITURE	2011-12	2012-13
	Amended Budget	Adopted Budget
199 Local Maintenance	\$ 38,023,594	\$ 36,750,087
240 Child Nutrition Services	<u>2,715,994</u>	<u>2,585,974</u>
	<u>40,739,588</u>	<u>39,336,061</u>
599 Interest & Sinking	<u>10,868,160</u>	<u>10,827,916</u>
TOTAL ALL FUNDS	<u><u>\$ 51,607,748</u></u>	<u><u>\$ 50,163,977</u></u>

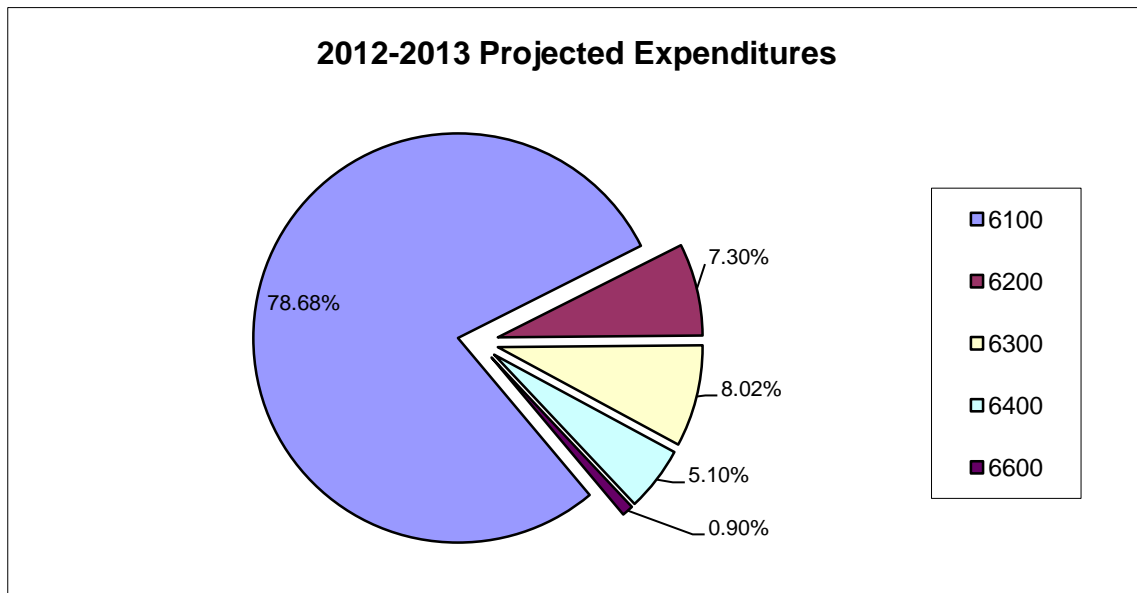
PORT NECHES-GROVES INDEPENDENT SCHOOL DISTRICT
EXPENDITURES
SUMMARY BY FUNCTION

TYPE OF EXPENDITURE	2011-12 Amended Budget	2012-13 Adopted Budget
11 Instructional	\$ 19,648,978	\$ 20,568,940
12 Instructional Resources/Media	624,959	636,681
13 Curriculum/Instructional Staff Development	790,480	877,720
23 School Administration	1,964,523	1,964,733
31 Guidance, Counseling, Evaluation Services	1,426,301	1,444,567
33 Health Services	544,960	548,174
34 Student Transportation	738,907	743,670
35 Food Services	2,715,994	2,585,974
36 Cocurricular/Extracurricular	1,706,469	1,836,939
41 General Administration	992,735	910,488
51 Plant Maintenance/Operations	6,170,136	6,124,994
52 Security & Monitoring Services	94,437	94,841
53 Computer Services	548,894	542,864
91 Purchase of Student Credits	2,248,047	-
95 Payments to JJAEP	47,250	33,120
99 Other Uses	476,518	422,356
TOTAL ALL FUNCTIONS	\$ 40,739,588	\$ 39,336,061

**PORT NECHES-GROVES INDEPENDENT SCHOOL DISTRICT
EXPENDITURES
SUMMARY BY OBJECT**

TYPE OF EXPENDITURE	2011-12 Amended Budget	2012-13 Adopted Budget
6100 Payroll Costs	\$ 29,936,606	\$ 30,949,622
6200 Contracted Services**	3,227,942	2,872,027
6300 Supplies/Materials	3,174,782	3,155,102
6400 Operating Expenses	1,706,336	2,007,195
6600 Capital Outlay	445,875	352,115
TOTAL	\$ 38,491,541	\$ 39,336,061

** - Amounts do not include student attendance credit payment (Chapter 41) for presentation purposes.



GENERAL FUND
(Section D)

PORT NECHES-GROVES INDEPENDENT SCHOOL DISTRICT
GENERAL FUND
SUMMARY OF REVENUES AND EXPENDITURES

	2011-12 Amended Budget	2012-13 Adopted Budget
REVENUES		
Local	29,222,674	31,626,756
State	8,785,722	5,123,331
Federal	15,198	-
Total Revenue	38,023,594	36,750,087
EXPENDITURES		
Payroll Costs	28,643,982	29,711,538
Professional Services	5,460,447	2,851,927
Supplies & Materials	1,937,014	1,901,102
Other Operating Costs	1,740,878	2,003,405
Capital Outlay	241,273	282,115
Total Expenditures	38,023,594	36,750,087
Excess (Deficiency) of Revenues & Other Sources Over Expenditures & Other Uses	-	-
Fund Balance - September 1	16,599,784	16,599,784 **
Fund Balance - August 31	\$ 16,599,784	\$ 16,599,784

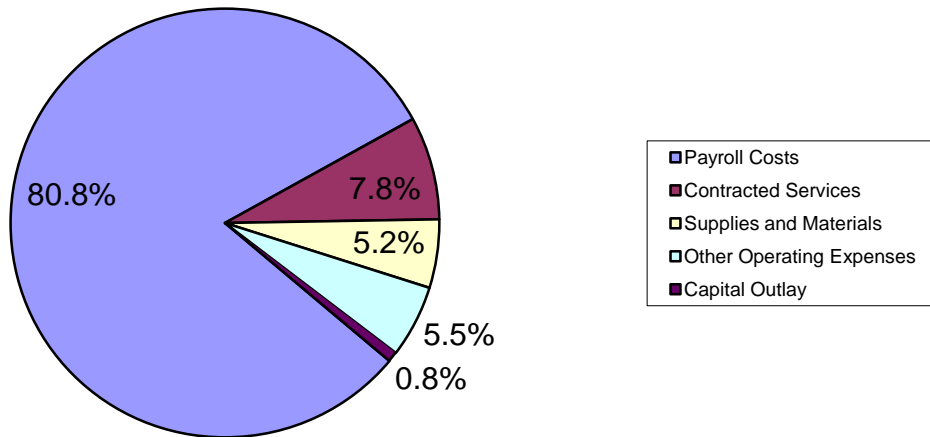
** - Projected Fund Balance from FY 2011-12 Budget

PORT NECHES-GROVES INDEPENDENT SCHOOL DISTRICT
GENERAL FUND
 DETAIL OF REVENUES

REVENUES	2011-12 Amended Budget	2012-13 Adopted Budget
Local		
5711 Taxes, Current Year Levy	24,441,859	25,381,012
5712 Taxes, Prior Years	194,965	174,234
5719 Penalties & Interest and Other Tax Rev	62,000	120,000
5735 Ineligible Transportation	400	400
5736 Tuition/Fees - Summer School	20,000	20,000
5738 Tuition/Fees - Indian Summer	26,490	26,490
5742 Interest Temporary Investments	30,000	25,000
5743 Rent	7,500	5,000
5744 Gifts & Bequests	500	-
5749 Other Revenue - Local Source	100,500	95,700
5749 Other Revenue - Foreign Trade Zone	1,517,117	1,417,679
5749 Other Revenue - H.B. 1200	2,569,843	4,111,241
5752 Athletic Activities	251,500	250,000
5761 Revenues from Successor	-	-
Total Local Revenues	29,222,674	31,626,756
State		
Per Capita Apportionment	1,079,087	1,865,873
Foundation School Funds	6,070,671	1,782,143
State Revenues Distributed by TEA	5,000	-
TRS/TRS Care On-Behalf Payments	1,630,964	1,475,315
Total State Revenues	8,785,722	5,123,331
Federal		
E-Rate Reimbursements	15,198	-
Total Federal Revenues	15,198	-
Total Revenues	38,023,594	36,750,087

PORT NECHES-GROVES INDEPENDENT SCHOOL DISTRICT
GENERAL FUND
SUMMARY OF EXPENDITURES BY OBJECT

OBJECT	<u>2012-13 Adopted Budget</u>	<u>% of Budget</u>
Payroll Costs	29,711,538	80.8
Contracted Services	2,851,927	7.8
Supplies and Materials	1,901,102	5.2
Other Operating Expenses	2,003,405	5.5
Capital Outlay	282,115	0.8
Total Expenditures	<u><u>36,750,087</u></u>	<u><u>100.0</u></u>



PORT NECHES-GROVES INDEPENDENT SCHOOL DISTRICT
GENERAL FUND
SUMMARY OF EXPENDITURES BY FUNCTION AND OBJECT

	2011-12 Amended Budget	2012-13 Adopted Budget
Instructional		
Payroll Costs	18,288,928	19,332,992
Professional Services	411,406	358,585
Supplies and Materials	679,760	735,398
Other Operating Costs	11,550	11,850
Capital Outlay	257,334	130,115
Total Instructional	<u>19,648,978</u>	<u>20,568,940</u>
Instructional Resources & Media Services		
Payroll Costs	578,089	590,201
Supplies and Materials	46,670	46,330
Other Operating Costs	200	150
Total Instructional Resources & Media Svcs	<u>624,959</u>	<u>636,681</u>
Curriculum Development & Instructional Staff Development		
Payroll Costs	649,534	721,390
Professional Services	49,925	49,925
Supplies and Materials	12,000	12,000
Other Operating Costs	79,021	94,405
Total Curriculum Development & Instructional Staff Development	<u>790,480</u>	<u>877,720</u>
School Leadership		
Payroll Costs	1,900,932	1,902,273
Supplies and Materials	28,000	28,000
Other Operating Costs	21,826	19,200
Capital Outlay	13,765	15,260
Total School Leadership	<u>1,964,523</u>	<u>1,964,733</u>
Guidance, Counseling & Evaluation Services		
Payroll Costs	1,389,371	1,407,857
Professional Services	23,750	22,750
Supplies and Materials	8,750	8,480
Other Operating Costs	4,430	5,480
Total Guidance, Counseling & Evaluation Services	<u>1,426,301</u>	<u>1,444,567</u>

PORT NECHES-GROVES INDEPENDENT SCHOOL DISTRICT
GENERAL FUND
SUMMARY OF EXPENDITURES BY FUNCTION AND OBJECT

	2011-12 Amended Budget	2012-13 Adopted Budget
Health Services		
Payroll Costs	522,080	525,394
Contracted Services	675	500
Supplies and Materials	20,155	18,650
Other Operating Costs	2,050	3,630
Total Health Services	<u>544,960</u>	<u>548,174</u>
Student (Pupil) Transportation		
Payroll Costs	716,307	711,570
Professional Services	8,000	10,200
Supplies and Materials	191,500	204,500
Other Operating Costs	(176,900)	(182,600)
Total Student (Pupil) Transportation	<u>738,907</u>	<u>743,670</u>
Cocurricular/Extracurricular Activities		
Payroll Costs	814,870	814,890
Professional Services	52,500	43,800
Supplies and Materials	218,435	213,999
Other Operating Costs	601,999	658,250
Capital Outlay	18,665	106,000
Total Cocurricular/Extracurricular Activities	<u>1,706,469</u>	<u>1,836,939</u>
General Administration		
Payroll Costs	745,535	671,788
Professional Services	104,600	99,200
Supplies and Materials	37,300	30,000
Other Operating Costs	105,300	109,500
Total General Administration	<u>992,735</u>	<u>910,488</u>
Plant Maintenance & Operations		
Payroll Costs	2,635,067	2,643,740
Professional Services	1,929,733	1,673,144
Supplies and Materials	480,027	496,600
Other Operating Costs	1,061,807	1,286,510
Capital Outlay	63,502	25,000
Total Plant Maintenance & Operations	<u>6,170,136</u>	<u>6,124,994</u>
Security & Monitoring Services		
Payroll Costs	15,237	15,641
Professional Services	70,000	65,000
Supplies and Materials	8,730	13,730
Other Operating Expenses	470	470
Total Security & Monitoring Services	<u>94,437</u>	<u>94,841</u>

PORT NECHES-GROVES INDEPENDENT SCHOOL DISTRICT
GENERAL FUND
SUMMARY OF EXPENDITURES BY FUNCTION AND OBJECT

	2011-12 Amended Budget	2012-13 Adopted Budget
Data Processing Services		
Payroll Costs	380,832	373,802
Professional Services	23,149	45,347
Supplies and Materials	100,539	102,215
Other Operating Costs	500	500
Capital Outlay	43,874	21,000
Total Data Processing Services	<u>548,894</u>	<u>542,864</u>
Contracted Instructional Services		
Purchase of WADA	2,248,047	-
Total Contracted Instructional Services	<u>2,248,047</u>	<u>-</u>
Payment to Juvenile Justice Alt Ed		
Professional Services	47,250	33,120
Total Payment to Juvenile Justice Alt Ed	<u>47,250</u>	<u>33,120</u>
Other Uses		
Professional Services	476,518	422,356
Total Other Uses	<u>476,518</u>	<u>422,356</u>
TOTAL EXPENDITURES	<u><u>38,023,594</u></u>	<u><u>36,750,087</u></u>

PORT NECHES-GROVES INDEPENDENT SCHOOL DISTRICT
EXPENDITURES
SCHOOL/DEPARTMENT SUMMARY

	FY2011-12 Amended Budget	FY2012-13 Adopted Budget
Port Neches-Groves High School	7,486,361	7,922,831
Alternative Education Center	461,343	459,955
Groves Middle School	2,870,648	3,266,182
Port Neches Middle School	2,747,682	3,175,441
Groves Elementary School	1,965,376	2,055,504
Port Neches Elementary School	1,704,342	1,860,084
Ridgewood Elementary School	2,005,276	2,064,893
Taft Elementary School	2,074,199	1,909,897
Van Buren Elementary School	1,973,187	1,968,776
Woodcrest Elementary School	1,679,186	1,661,536
Summer School	111,600	162,740
Administration	988,014	912,988
Athletics	1,238,913	1,295,328
Career & Technology	129,954	118,830
Curriculum	544,343	549,581
Special Education	725,332	611,064
Technology	808,505	748,109
Security	85,437	85,641
Maintenance	4,463,198	4,406,091
Transportation	804,242	833,390
District Wide	3,156,756	681,226
	38,023,894	36,750,087

PORT NECHES-GROVES INDEPENDENT SCHOOL DISTRICT
 PORT NECHES-GROVES HIGH SCHOOL
 SCHOOL BUDGET

	FY2011-12 Amended Budget	FY2012-13 Adopted Budget
By Function		
Instructional	5,471,050	5,646,881
Instructional Resources & Media Services	86,868	113,556
Curriculum Development & Instructional Staff Development	140,454	204,803
School Leadership	512,741	514,055
Guidance, Counseling & Evaluation Services	352,744	437,177
Health Services	85,249	87,928
Cocurricular/Extracurricular Activities	317,948	395,638
Plant Maintenance & Operations	394,308	395,316
Data Processing Services	124,999	127,477
	<u>7,486,361</u>	<u>7,922,831</u>

By Object		
Payroll Costs	7,006,701	7,363,811
Professional Services	75,250	66,450
Supplies and Materials	206,260	193,020
Other Operating Costs	179,750	193,150
Capital Outlay	18,400	106,400
	<u>7,486,361</u>	<u>7,922,831</u>

PORT NECHES-GROVES INDEPENDENT SCHOOL DISTRICT
 ALTERNATIVE EDUCATION CENTER
 SCHOOL BUDGET

	FY2011-12 Amended Budget	FY2012-13 Adopted Budget
By Function		
Instructional	340,580	333,251
Instructional Resources & Media Services	500	-
Curriculum Development & Instructional Staff Development	350	-
School Leadership	106,065	112,902
Guidance, Counseling & Evaluation Services	5,000	5,000
Health Services	100	100
Plant Maintenance & Operations	8,748	8,702
	<u>461,343</u>	<u>459,955</u>

By Object

Payroll Costs	441,463	440,555
Professional Services	11,000	11,000
Supplies and Materials	7,830	7,900
Other Operating Costs	1,050	500
	<u>461,343</u>	<u>459,955</u>

PORT NECHES-GROVES INDEPENDENT SCHOOL DISTRICT
 GROVES MIDDLE SCHOOL
 SCHOOL BUDGET

	FY2011-12 Amended Budget	FY2012-13 Adopted Budget
By Function		
Instructional	2,176,025	2,542,558
Instructional Resources & Media Services	58,542	59,774
Curriculum Development & Instructional Staff Development	41,280	47,292
School Leadership	237,027	234,957
Guidance, Counseling & Evaluation Services	103,422	107,362
Health Services	47,161	48,237
Cocurricular/Extracurricular Activities	53,154	53,605
Plant Maintenance & Operations	149,537	167,897
Security & Monitoring Services	4,500	4,500
	2,870,648	3,266,182

By Object		
Payroll Costs	2,738,018	3,130,717
Professional Services	30,900	31,600
Supplies and Materials	61,961	58,160
Other Operating Costs	31,039	36,690
Capital Outlay	8,730	9,015
	2,870,648	3,266,182

PORT NECHES-GROVES INDEPENDENT SCHOOL DISTRICT
 PORT NECHES MIDDLE SCHOOL
 SCHOOL BUDGET

	FY2011-12 Amended Budget	FY2012-13 Adopted Budget
By Function		
Instructional	1,961,039	2,400,025
Instructional Resources & Media Services	86,669	67,368
Curriculum Development & Instructional Staff Development	42,341	44,427
School Leadership	242,187	247,447
Guidance, Counseling & Evaluation Services	113,203	115,529
Health Services	58,012	59,357
Cocurricular/Extracurricular Activities	56,565	57,337
Plant Maintenance & Operations	183,166	179,451
Security & Monitoring Services	4,500	4,500
	<u>2,747,682</u>	<u>3,175,441</u>

By Object

Payroll Costs	2,619,232	3,035,391
Professional Services	30,900	31,850
Supplies and Materials	59,430	64,745
Other Operating Costs	30,520	32,755
Capital Outlay	7,600	10,700
	<u>2,747,682</u>	<u>3,175,441</u>

PORT NECHES-GROVES INDEPENDENT SCHOOL DISTRICT
 GROVES ELEMENTARY SCHOOL
 SCHOOL BUDGET

	FY2011-12 Amended Budget	FY2012-13 Adopted Budget
By Function		
Instructional	1,498,313	1,585,146
Instructional Resources & Media Services	69,244	70,287
Curriculum Development & Instructional Staff Development	3,000	3,000
School Leadership	138,421	141,260
Guidance, Counseling & Evaluation Services	83,543	84,956
Health Services	48,607	49,132
Cocurricular/Extracurricular Activities	9,061	8,023
Plant Maintenance & Operations	115,187	113,700
	<u>1,965,376</u>	<u>2,055,504</u>

By Object		
Payroll Costs	1,891,744	1,985,964
Professional Services	15,800	15,800
Supplies and Materials	45,732	42,440
Other Operating Costs	12,100	11,300
	<u>1,965,376</u>	<u>2,055,504</u>

PORT NECHES-GROVES INDEPENDENT SCHOOL DISTRICT
 PORT NECHES ELEMENTARY SCHOOL
 SCHOOL BUDGET

	FY2011-12 Amended Budget	FY2012-13 Adopted Budget
By Function		
Instructional	1,256,036	1,415,316
Instructional Resources & Media Services	72,867	74,262
Curriculum Development & Instructional Staff Development	1,773	2,500
School Leadership	137,844	140,285
Guidance, Counseling & Evaluation Services	58,622	59,707
Health Services	50,503	52,398
Cocurricular/Extracurricular Activities	8,509	8,478
Plant Maintenance & Operations	118,188	107,138
	<u>1,704,342</u>	<u>1,860,084</u>

By Object

Payroll Costs	1,634,508	1,790,244
Professional Services	15,800	15,900
Supplies and Materials	45,167	43,660
Other Operating Costs	8,567	10,280
	<u>1,704,042</u>	<u>1,860,084</u>

PORT NECHES-GROVES INDEPENDENT SCHOOL DISTRICT
 RIDGEWOOD ELEMENTARY SCHOOL
 SCHOOL BUDGET

	FY2011-12 Amended Budget	FY2012-13 Adopted Budget
By Function		
Instructional	1,549,631	1,605,625
Instructional Resources & Media Services	58,137	59,194
Curriculum Development & Instructional Staff Development	800	800
School Leadership	137,923	140,092
Guidance, Counseling & Evaluation Services	76,060	77,347
Health Services	46,722	47,487
Cocurricular/Extracurricular Activities	5,611	5,594
Plant Maintenance & Operations	130,392	128,754
	<u>2,005,276</u>	<u>2,064,893</u>

By Object

Payroll Costs	1,926,957	1,989,633
Professional Services	15,800	15,800
Supplies and Materials	56,719	52,880
Other Operating Costs	5,800	6,580
	<u>2,005,276</u>	<u>2,064,893</u>

PORT NECHES-GROVES INDEPENDENT SCHOOL DISTRICT
 TAFT ELEMENTARY SCHOOL
 SCHOOL BUDGET

	FY2011-12 Amended Budget	FY2012-13 Adopted Budget
By Function		
Instructional	1,606,129	1,440,914
Instructional Resources & Media Services	54,603	56,040
Curriculum Development & Instructional Staff Development	800	800
School Leadership	140,232	143,477
Guidance, Counseling & Evaluation Services	78,320	75,605
Health Services	66,341	66,980
Cocurricular/Extracurricular Activities	5,615	5,498
Plant Maintenance & Operations	122,159	120,583
	<u>2,074,199</u>	<u>1,909,897</u>

By Object

Payroll Costs	1,999,895	1,839,713
Professional Services	13,500	13,500
Supplies and Materials	54,154	50,084
Other Operating Costs	6,650	6,600
	<u>2,074,199</u>	<u>1,909,897</u>

PORT NECHES-GROVES INDEPENDENT SCHOOL DISTRICT
 VAN BUREN ELEMENTARY SCHOOL
 SCHOOL BUDGET

	FY2011-12 Amended Budget	FY2012-13 Adopted Budget
By Function		
Instructional	1,493,985	1,489,681
Instructional Resources & Media Services	74,960	76,525
Curriculum Development & Instructional Staff Development	2,100	2,200
School Leadership	140,102	132,829
Guidance, Counseling & Evaluation Services	76,951	78,217
Health Services	56,364	56,552
Cocurricular/Extracurricular Activities	5,415	5,398
Plant Maintenance & Operations	123,310	127,374
	<u>1,973,187</u>	<u>1,968,776</u>

By Object

Payroll Costs	1,909,939	1,905,288
Professional Services	15,800	15,800
Supplies and Materials	39,083	39,288
Other Operating Costs	8,365	8,400
	<u>1,973,187</u>	<u>1,968,776</u>

PORT NECHES-GROVES INDEPENDENT SCHOOL DISTRICT
WOODCREST ELEMENTARY SCHOOL
SCHOOL BUDGET

	FY2011-12 Amended Budget	FY2012-13 Adopted Budget
By Function		
Instructional	1,233,815	1,214,038
Instructional Resources & Media Services	55,873	57,425
Curriculum Development & Instructional Staff Development	1,000	1,200
School Leadership	134,853	135,439
Guidance, Counseling & Evaluation Services	78,984	80,488
Health Services	66,586	67,903
Cocurricular/Extracurricular Activities	5,215	5,198
Plant Maintenance & Operations	102,860	99,845
	<u>1,679,186</u>	<u>1,661,536</u>

By Object

Payroll Costs	1,620,410	1,600,580
Professional Services	12,700	12,700
Supplies and Materials	41,001	42,306
Other Operating Costs	5,075	5,950
	<u>1,679,186</u>	<u>1,661,536</u>

PORT NECHES-GROVES INDEPENDENT SCHOOL DISTRICT
SUMMER SCHOOL
DEPARTMENT BUDGET

	FY2011-12 Amended Budget	FY2012-13 Adopted Budget
Instructional	84,870	135,705
School Leadership	15,305	15,790
Transportation	6,460	6,280
Plant Maintenance & Operations	4,965	4,965
	111,600	162,740

By Function

Instructional
School Leadership
Transportation
Plant Maintenance & Operations

By Object

Payroll Costs
Supplies and Materials

Payroll Costs	107,100	158,240
Supplies and Materials	4,500	4,500
	111,600	162,740

PORT NECHES-GROVES INDEPENDENT SCHOOL DISTRICT
ADMINISTRATION
DEPARTMENT BUDGET

	FY2011-12 Amended Budget	FY2012-13 Adopted Budget
Superintendent	303,073	312,803
Board of Trustees	37,000	38,000
Tax Office	6,000	6,000
Personnel	279,651	228,400
General Administration	359,590	325,085
Plant Maintenance & Operations	700	700
Data Processing Services	2,000	2,000
	988,014	912,988

By Object

Payroll Costs	737,114	669,588
Professional Services	107,600	103,200
Supplies and Materials	38,000	30,700
Other Operating Costs	105,300	109,500
	988,014	912,988

PORT NECHES-GROVES INDEPENDENT SCHOOL DISTRICT
ATHLETICS
DEPARTMENT BUDGET

	FY2011-12 Amended Budget	FY2012-13 Adopted Budget
By Function		
Co-Curricular Activities	1,210,507	1,261,970
Plant Maintenance & Operations	28,406	33,358
	1,238,913	1,295,328

By Object

Payroll Costs	668,334	677,179
Professional Services	33,000	33,000
Supplies and Materials	177,915	193,749
Other Operating Costs	340,999	381,400
Capital Outlay	18,665	10,000
	1,238,913	1,295,328

PORT NECHES-GROVES INDEPENDENT SCHOOL DISTRICT
CAREER & TECHNOLOGY
DEPARTMENT BUDGET

	FY2011-12 Amended Budget	FY2012-13 Adopted Budget
By Function		
Instructional	61,300	51,300
Curriculum Development & Instructional Staff Development	42,704	43,530
School Leadership	200	-
Cocurricular/Extracurricular Activities	25,750	24,000
	129,954	118,830

By Object		
Payroll Costs	32,354	33,180
Professional Services	8,025	8,025
Supplies and Materials	52,850	42,650
Other Operating Costs	36,725	34,975
	129,954	118,830

PORT NECHES-GROVES INDEPENDENT SCHOOL DISTRICT
CURRICULUM
DEPARTMENT BUDGET

	FY2011-12 Amended Budget	FY2012-13 Adopted Budget
By Function		
Instructional	152,000	148,500
Curriculum Development & Instructional Staff Development	320,127	327,761
Guidance, Counseling & Evaluation Services	10,000	10,000
Plant Maintenance & Operations	62,216	63,320
	544,343	549,581

By Object

Payroll Costs	338,643	347,381
Professional Services	38,500	35,000
Supplies and Materials	154,200	154,200
Other Operating Costs	13,000	13,000
	544,343	549,581

PORT NECHES-GROVES INDEPENDENT SCHOOL DISTRICT
SPECIAL EDUCATION
DEPARTMENT BUDGET

	FY2011-12 Amended Budget	FY2012-13 Adopted Budget
By Function		
Instructional	212,096	163,435
Curriculum Development & Instructional Staff Development	138,636	138,650
Guidance, Counseling & Evaluation Services	374,600	308,979
	725,332	611,064

By Object		
Payroll Costs	495,671	432,564
Professional Services	203,906	154,935
Supplies and Materials	10,690	11,000
Other Operating Costs	15,065	12,565
	725,332	611,064

PORT NECHES-GROVES INDEPENDENT SCHOOL DISTRICT
 TECHNOLOGY DEPARTMENT
 DEPARTMENT BUDGET

	FY2011-12 Amended Budget	FY2012-13 Adopted Budget
By Function		
Instructional	311,131	244,965
Curriculum Development & Instructional Staff Development	42,436	55,157
Plant Maintenance & Operations	38,000	38,000
Data Processing Services	416,938	409,987
	808,505	748,109

By Object		
Payroll Costs	267,538	260,402
Professional Services	102,849	121,047
Supplies and Materials	161,759	222,880
Other Operating Costs	9,881	22,780
Capital Outlay	266,478	121,000
	808,505	748,109

PORT NECHES-GROVES INDEPENDENT SCHOOL DISTRICT
SECURITY
 SCHOOL BUDGET

	FY2011-12 Amended Budget	FY2012-13 Adopted Budget
By Function		
Security & Monitoring	85,437	85,641
	85,437	85,641

By Object		
Payroll Costs	6,237	6,441
Professional Services	70,000	65,000
Supplies and Materials	8,730	13,730
Other Operating Costs	470	470
	85,437	85,641

PORT NECHES-GROVES INDEPENDENT SCHOOL DISTRICT
 PLANT MAINTENANCE & OPERATIONS
 DEPARTMENT BUDGET

	FY2011-12 Amended Budget	FY2012-13 Adopted Budget
By Function		
Plant Maintenance & Operations	4,463,198	4,406,091
	4,463,198	4,406,091
By Object		
Payroll Costs	1,130,827	1,159,437
Professional Services	1,888,633	1,635,144
Supplies and Materials	319,736	327,000
Other Operating Costs	1,060,500	1,284,510
Capital Outlay	63,502	-
	4,463,198	4,406,091

PORT NECHES-GROVES INDEPENDENT SCHOOL DISTRICT
TRANSPORTATION
DEPARTMENT BUDGET

	FY2011-12 Amended Budget	FY2012-13 Adopted Budget
By Function		
Transportation	723,242	731,390
Plant Maintenance & Operations	81,000	102,000
	804,242	833,390

By Object

Payroll Costs	700,642	699,290
Professional Services	8,000	10,200
Supplies and Materials	271,193	279,500
Other Operating Costs	(175,593)	(180,600)
Capital Outlay	-	25,000
	804,242	833,390

PORT NECHES-GROVES INDEPENDENT SCHOOL DISTRICT
DISTRICT WIDE - UNALLOCATED
DEPARTMENT BUDGET

	FY2011-12 Amended Budget	FY2012-13 Adopted Budget
Payroll Contingency	363,455	185,940
Tax Appraisal (JCAD)	476,518	422,356
Payments to JJAEP	47,250	33,120
Student Attendance Credits (Chp 41 Pmts)	2,248,047	-
Misc Contracted Services	500	500
Supplies Contingency	12,098	26,710
Health Services	-	-
Travel	8,888	10,600
Misc Operating Costs	-	2,000
	3,156,756	681,226

CHILD NUTRITION SERVICES FUND
(Section E)

PORT NECHES-GROVES INDEPENDENT SCHOOL DISTRICT
CHILD NUTRITION SERVICES FUND
SUMMARY OF REVENUES AND EXPENDITURES

	2011-12 Amended Budget	2012-13 Adopted Budget
REVENUES		
Local	\$ 1,576,800	\$ 1,484,850
State	57,747	57,915
Federal	1,006,500	1,004,500
Total Revenues	<u>2,641,047</u>	<u>2,547,265</u>
EXPENDITURES		
Payroll Costs	1,292,624	1,238,084
Contracted Service	15,100	20,100
Food and Non-Food Supplies	1,334,500	1,254,000
Other Operating Costs	3,770	3,790
Capital Outlay	70,000	70,000
Total Expenditures	<u>2,715,994</u>	<u>2,585,974</u>
Excess (Deficiency) of Revenues Over Expenditures	(74,947)	(38,709)
Fund Balance - September 1	728,598	653,651
Fund Balance - August 31	<u>\$ 653,651</u>	<u>\$ 614,942</u>

DEBT SERVICE FUND
(Section F)

PORT NECHES-GROVES INDEPENDENT SCHOOL DISTRICT
DEBT SERVICE FUND
SUMMARY OF REVENUES AND EXPENDITURES

	2011-12 Amended Budget	2012-13 Adopted Budget
REVENUES		
Property Taxes - Current	\$ 10,863,160	\$ 10,432,026
Property Taxes - Delinquent	2,500	50,000
Interest and Penalties	2,500	40,000
Interest Earnings	2,000	2,000
Total Revenues	<u>10,870,160</u>	<u>10,524,026</u>
EXPENDITURES		
Principal Payments	5,240,000	5,395,000
Interest Payments	5,623,160	5,427,916
Fiscal Agent Fees	5,000	5,000
Total Expenditures	<u>10,868,160</u>	<u>10,827,916</u>
Excess (Deficiency) of Revenues Over Expenditures	2,000	(303,890)
Fund Balance - September 1	705,326	707,326
Fund Balance - August 31	<u>\$ 707,326</u>	<u>\$ 403,436</u>

PORT NECHES-GROVES INDEPENDENT SCHOOL DISTRICT
DEBT SERVICE FUND
SUMMARY OF ANNUAL DEBT REQUIREMENTS

Fiscal Year	Principal	Interest	Total
2014	\$ 5,223,539	\$ 5,524,708	\$ 10,748,248
2015	5,610,000	5,043,841	10,653,841
2016	4,684,019	5,860,672	10,544,691
2017	4,723,519	5,741,647	10,465,166
2018	5,035,000	4,414,523	9,449,523
2019	4,735,000	4,220,913	8,955,913
2020	4,450,000	4,037,729	8,487,729
2021	4,655,000	3,844,301	8,499,301
2022	4,865,000	3,630,011	8,495,011
2023	5,095,000	3,403,381	8,498,381
2024	5,330,000	3,164,491	8,494,491
2025	5,585,000	2,914,906	8,499,906
2026	5,855,000	2,654,172	8,509,172
2027	6,135,000	2,379,563	8,514,563
2028	6,440,000	2,087,819	8,527,819
2029	6,755,000	1,776,466	8,531,466
2030	7,095,000	1,443,669	8,538,669
2031	7,455,000	1,084,625	8,539,625
2032	7,835,000	702,375	8,537,375
2033	7,070,000	329,750	7,399,750
2034	3,060,000	76,500	3,136,500
	<u>\$ 117,691,078</u>	<u>\$ 64,336,061</u>	<u>\$ 182,027,138</u>

PORT NECHES-GROVES INDEPENDENT SCHOOL DISTRICT
DEBT SERVICE FUND
 SCHEDULE OF CURRENT DEBT REQUIREMENTS

Issue	Balance	Fiscal Year 2013			Balance
	Outstanding	Principal	Interest	Total	Outstanding
	09/01/12				08/31/13
U/T Refunding Bonds 2005 U/T School Bldg & Refunding Bonds 2007	\$ 4,850,000	1,000,000	203,374	1,203,374	3,850,000
U/T Refunding Bonds 2008	17,368,539	975,000	780,359	1,755,359	16,393,539
U/T Refunding Bonds 2009	55,435,000	1,530,000	2,592,506	4,122,506	53,905,000
U/T Refunding Bonds 2010	42,107,538	1,410,000	1,727,102	3,137,102	40,697,538
	3,325,000	480,000	124,575	604,575	2,845,000
	<u>\$ 123,086,078</u>	<u>\$ 5,395,000</u>	<u>\$ 5,427,916</u>	<u>\$ 10,822,916</u>	<u>\$ 117,691,078</u>

Legal Debt Limit

The statutes of the State of Texas prescribe a legal debt limit of 10% of the assessed valuation. The District is substantially below this legal limitation.

FEDERAL FUNDS
(Information Only)
(Section G)

PORT NECHES-GROVES INDEPENDENT SCHOOL DISTRICT
FEDERAL REVENUES
SUMMARY BY FUND
(For Information Only)

Fund Number	Grant Description	2011-2012	2012-2013
211	Title I, Part A - Accelerated Instruction		
	Payroll Costs	423,531	641,940
	Professional Services	15,000	21,604
	Supplies and Materials	94,475	2,500
	Other Operating Costs	25,000	6,104
		<u>558,006</u>	<u>672,148</u>
255	Title II, Part A - Training & Recruiting		
	Payroll Costs	91,204	80,000
	Professional Services	35,190	33,153
	Supplies and Materials	7,000	100
	Other Operating Costs	36,736	862
		<u>170,130</u>	<u>114,115</u>
263	Title III - Language Inst LEP		
	Payroll Costs	100	100
	Professional Services	3,000	3,306
	Supplies and Materials	26,534	7,669
	Other Operating Costs	745	4,245
		<u>30,379</u>	<u>15,320</u>
224	IDEA Part B, Formula		
	Payroll Costs	544,880	508,167
	Professional Services	328,083	200,000
	Supplies and Materials	75,543	17,000
	Other Operating Costs	20,593	5,000
		<u>969,099</u>	<u>730,167</u>

Fund Number	Grant Description	2011-2012	2012-2013
225	IDEA Part B, Preschool		
	Payroll Costs	33,885	29,382
		<u>33,885</u>	<u>29,382</u>
226	IDEA Part B, Discretionary		
	Professional Services	330,146	Not Available
		<u>330,146</u>	<u>Not Available</u>
244	Title II, Part C - Carl Perkins		
	Professional Services	3,700	4,635
	Supplies and Materials	32,488	23,238
	Other Operating Costs	2,457	8,500
	Capital Outlay	-	7,000
		<u>38,645</u>	<u>43,373</u>
287	Education Jobs Fund		
	Payroll Costs	759,050	-
		<u>759,050</u>	<u>-</u>
TOTAL FEDERAL FUNDS RECEIVED		<u>\$ 2,889,340</u>	<u>\$ 3,209,010</u>