

PORT NECHES-GROVES INDEPENDENT SCHOOL DISTRICT

ADOPTED BUDGET

September 1, 2013 – August 31, 2014



Dr. Rodney Cavness, Superintendent

PORT NECHES-GROVES INDEPENDENT SCHOOL DISTRICT
Port Neches, Texas

ADOPTED BUDGET

September 1, 2013 – August 31, 2014

Board of Trustees

Rodney Balsamo, President

Jim Walters, Vice President

Melanie Miller, Secretary

Rusty Brittain, Member

Darren McCutcheon, Member

Lana Parker, Member

Eric Sullivan, Member

Administration

Dr. Rodney Cavness, Superintendent of Schools

Mike Gonzales, Assistant Superintendent for Administrative Services

Dr. Brenda Duhon, Assistant Superintendent for Curriculum &
Instruction/Technology

Cheryl Hernandez, Business Manager

PORT NECHES-GROVES INDEPENDENT SCHOOL DISTRICT
TABLE OF CONTENTS

HISTORICAL INFORMATION - Section A

Fund Balance History - General Fund	A-1
Historical Taxable Rate Analysis	A-2
Historical Certified Taxable Values	A-3
Historical Enrollment	A-4

BUDGETED REVENUES - Section B

Summary By Fund	B-1
-----------------	-----

BUDGETED EXPENDITURES - Section C

Summary By Fund	C-1
-----------------	-----

GENERAL FUND - Section D

Summary of Revenues and Expenditures	D-1
Detail of Revenues	D-2
Summary of Expenditures by Object	D-3
Summary of Expenditures by Function and Object	D-4
Summary of Expenditures by Campus/Department	D-7
Port Neches-Groves High School	D-8
Alternative Education Center	D-9
Groves Middle School	D-10
Port Neches Middle School	D-11
Groves Elementary School	D-12
Port Neches Elementary School	D-13
Ridgewood Elementary School	D-14
Taft Elementary School	D-15
Van Buren Elementary School	D-16
Woodcrest Elementary School	D-17
Summer School	D-18
Administration	D-19
Athletics	D-20
Career & Technology	D-21
Curriculum	D-22
Special Education	D-23
Technology Department	D-24
Security	D-25
Maintenance	D-26
Transportation	D-27
District Wide	D-28

CHILD NUTRITION SERVICES FUND - Section E

Summary of Revenues and Expenditures	E-1
--------------------------------------	-----

PORT NECHES-GROVES INDEPENDENT SCHOOL DISTRICT
TABLE OF CONTENTS

DEBT SERVICE FUND - Section F

Summary of Revenues and Expenditures	F-1
Summary of Annual Debt Requirements	F-2
Schedule of Current Debt Requirements	F-3

FEDERAL FUNDS - Section G (INFORMATION ONLY)

Summary of Federal Funds	G-1
--------------------------	-----

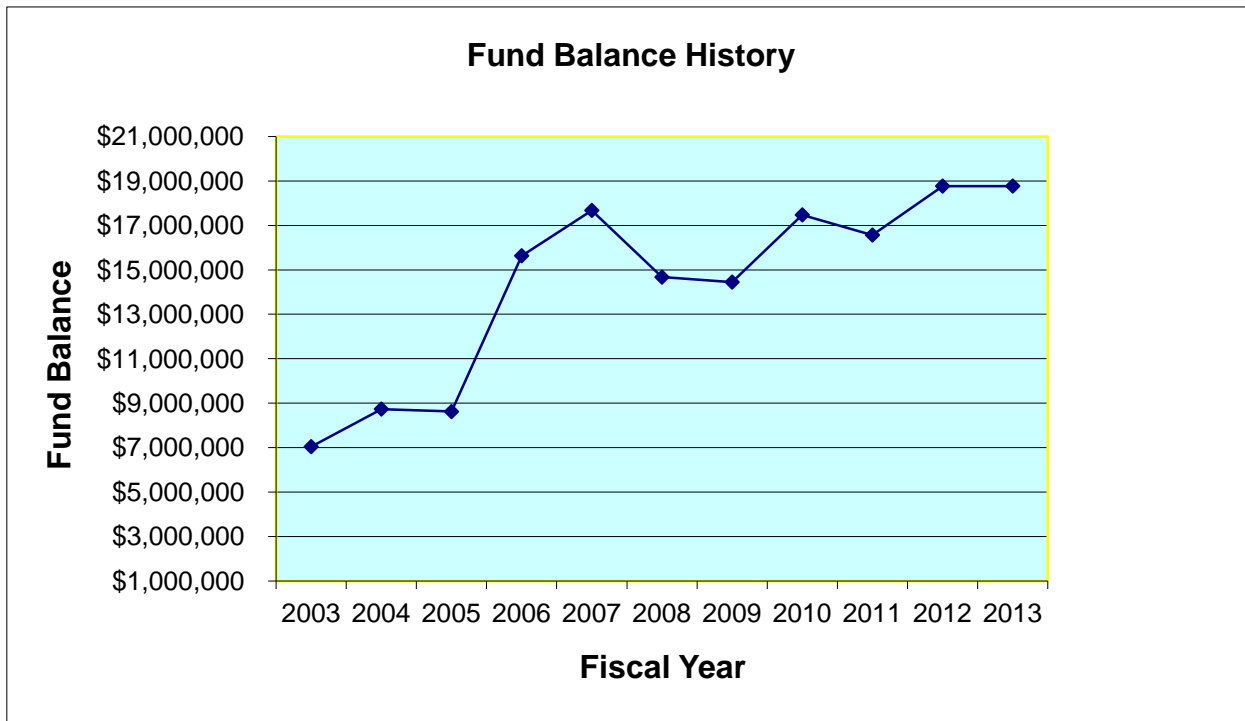
HISTORICAL INFORMATION

(Section A)

**PORT NECHES-GROVES INDEPENDENT SCHOOL DISTRICT
GENERAL FUND
FUND BALANCE HISTORY**

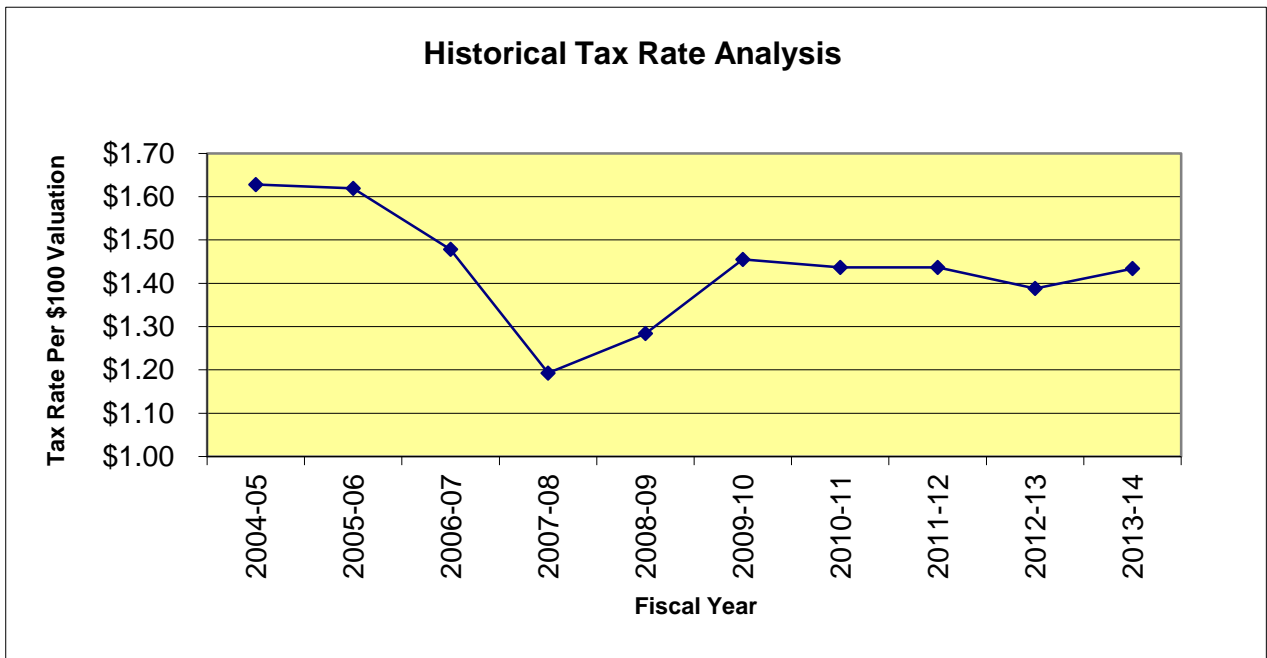
		Increase (Decrease)
September 1, 2003	\$ 7,042,017	
2004	8,735,683	1,693,666
2005	8,620,903	(114,780)
2006	15,635,544	7,014,641
2007	17,677,746	2,042,202
2008	14,673,820	(3,003,926)
2009	14,450,509	(223,311)
2010	17,475,662	3,025,153
2011	16,568,439	(907,223)
2012	18,773,253	2,204,814
2013	18,773,253 *	-

** - Projected Fund Balance from FY 2012-13 Budget



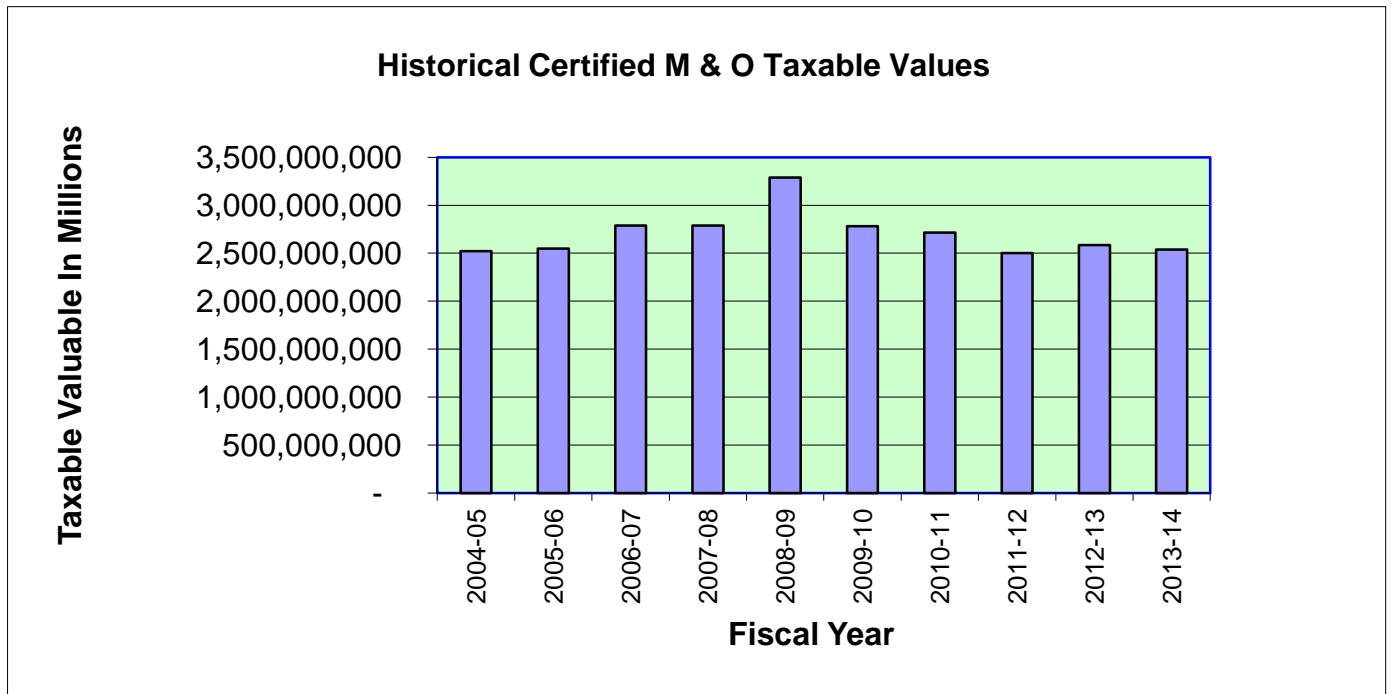
**PORT NECHES-GROVES INDEPENDENT SCHOOL DISTRICT
HISTORICAL TAX RATE ANALYSIS**

School Year	Total Rate	Maintenance & Operation	Interest & Sinking
2004-05	\$ 1.627792	\$ 1.50	\$ 0.127792
2005-06	1.619000	1.50	0.119000
2006-07	1.478300	1.37	0.108300
2007-08	1.192500	1.04	0.152500
2008-09	1.284000	1.04	0.244000
2009-10	1.454950	1.04	0.414950
2010-11	1.436500	1.04	0.396500
2011-12	1.436500	1.04	0.396500
2012-13	1.388070	1.04	0.348070
2013-14	1.434000	1.04	0.394000



**PORT NECHES-GROVES INDEPENDENT SCHOOL DISTRICT
HISTORICAL CERTIFIED TAXABLE VALUES**

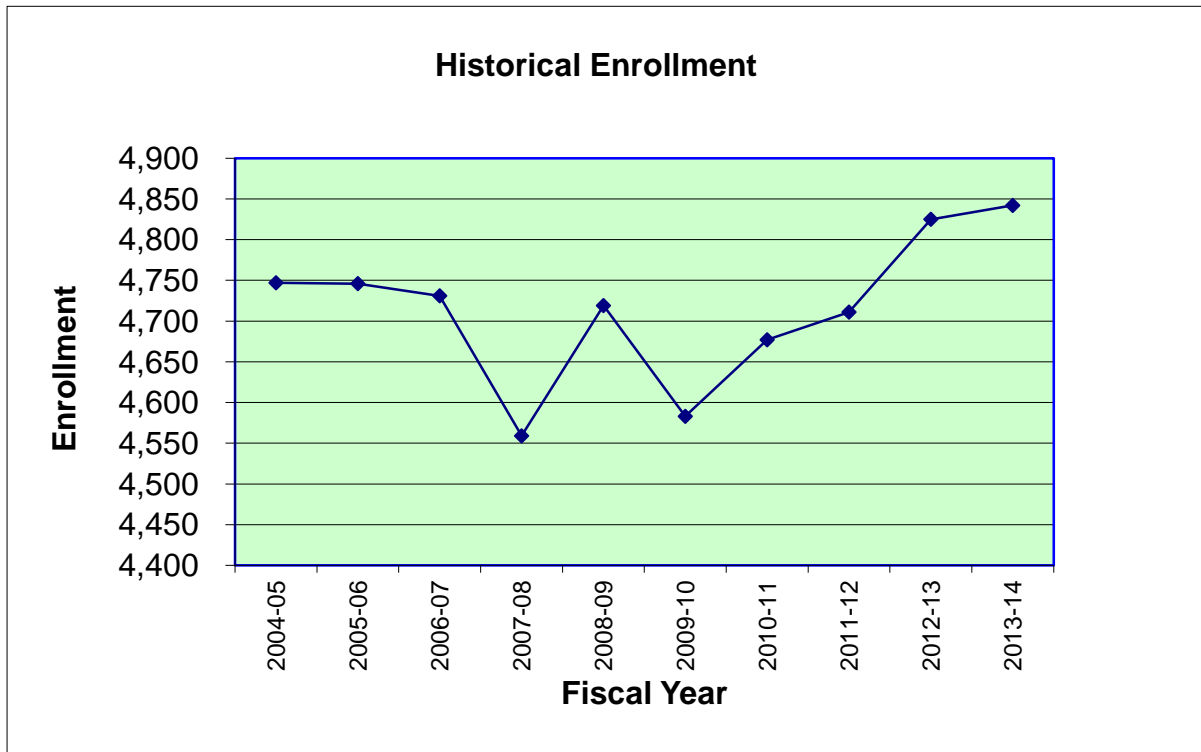
<u>School Year</u>	<u>Maintenance & Operations Taxable Value</u>	<u>[M & O] Percentage Increase (Decrease)</u>	<u>Interest & Sinking Taxable Value</u>	<u>[I & S] Percentage Increase (Decrease)</u>
2004-05	2,520,174,524		2,520,174,524	
2005-06	2,547,235,457	1.07%	2,734,309,257	8.50%
2006-07	2,786,936,542	9.41%	2,788,139,560	1.97%
2007-08	2,787,768,285	0.03%	2,989,354,085	7.22%
2008-09	3,289,967,073	18.01%	3,486,349,373	16.63%
2009-10	2,782,062,384	-15.44%	2,911,206,184	-16.50%
2010-11	2,713,301,162	-2.47%	2,789,541,462	-4.18%
2011-12	2,502,726,612	-7.76%	2,908,503,112	4.26%
2012-13	2,583,089,606	3.21%	3,138,060,256	7.89%
2013-14	2,536,499,526	-1.80%	2,930,117,126	-6.63%



**PORT NECHES-GROVES INDEPENDENT SCHOOL DISTRICT
HISTORICAL ENROLLMENT**

School Year	Enrollment	Percentage Increase/(Decrease)
2004-05	4,747	
2005-06	4,746	0.0%
2006-07	4,731	-0.3%
2007-08	4,559	-3.6%
2008-09	4,719	3.5%
2009-10	4,583	-2.9%
2010-11	4,677	2.1%
2011-12	4,711	0.7%
2012-13	4,825	2.4%
2013-14	4,842 *	0.4%

* - Projected



REVENUES

(Section B)

PORT NECHES-GROVES INDEPENDENT SCHOOL DISTRICT
BUDGETED REVENUES
SUMMARY BY FUND

TYPE OF REVENUE	2012-13 Amended Budget	2013-14 Adopted Budget
199 General Fund	\$ 36,784,869	\$ 36,051,375
240 Child Nutrition Services	2,547,265	2,635,013
599 Interest & Sinking	<u>10,524,026</u>	<u>10,749,721</u>
TOTAL ALL FUNDS	<u>\$ 49,856,160</u>	<u>\$ 49,436,109</u>

EXPENDITURES

(Section C)

PORT NECHES-GROVES INDEPENDENT SCHOOL DISTRICT
BUDGETED EXPENDITURES
SUMMARY BY FUND

	2012-13 Amended Budget	2013-14 Adopted Budget
Board Adopted Budgets		
199 General Fund	\$ 36,822,041	\$ 37,732,857
240 Child Nutrition Services	2,716,574	2,731,338
599 Interest & Sinking	10,827,916	10,753,249
TOTAL ALL FUNDS	\$ 50,366,531	\$ 51,217,444

GENERAL FUND
(Section D)

PORT NECHES-GROVES INDEPENDENT SCHOOL DISTRICT
GENERAL FUND
SUMMARY OF REVENUES AND EXPENDITURES

	2012-13 Amended Budget	2013-14 Adopted Budget
REVENUES		
Local	31,659,412	29,472,389
State	5,125,457	6,528,986
Federal	-	50,000
Total Revenue	<u>36,784,869</u>	<u>36,051,375</u>
EXPENDITURES		
Payroll Costs	29,692,543	30,504,594
Professional Services	2,905,519	2,807,377
Supplies & Materials	1,919,800	1,990,183
Other Operating Costs	1,970,918	2,212,669
Capital Outlay	333,261	218,034
Total Expenditures	<u>36,822,041</u>	<u>37,732,857</u>
Excess (Deficiency) of Revenues & Other Sources Over Expenditures & Other Uses	(37,172)	(1,681,482)
Fund Balance - September 1	18,773,253	18,773,253 **
Fund Balance - August 31	<u>\$ 18,736,081</u>	<u>\$ 17,091,771</u>

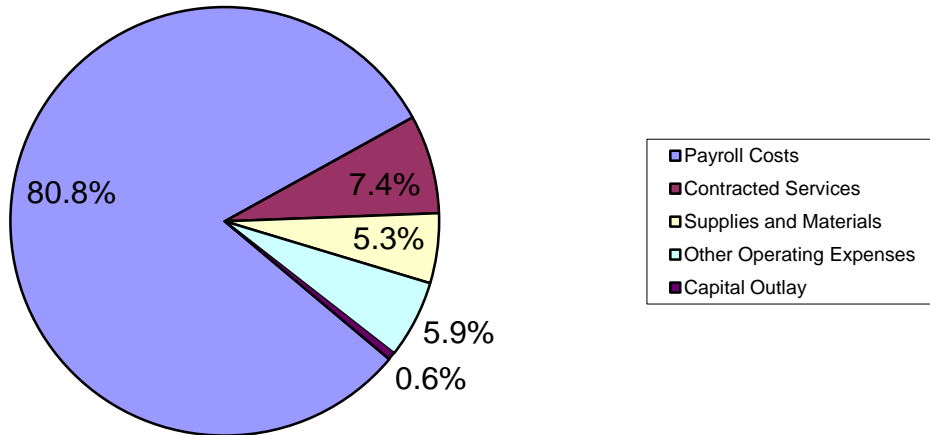
** - Projected Fund Balance from FY 2012-13 Budget

PORT NECHES-GROVES INDEPENDENT SCHOOL DISTRICT
GENERAL FUND
 DETAIL OF REVENUES

REVENUES	2012-13 Amended Budget	2013-14 Adopted Budget
Local		
5711 Taxes, Current Year Levy	25,624,619	25,501,801
5712 Taxes, Prior Years	118,234	120,000
5719 Penalties & Interest and Other Tax Rev	71,100	90,000
5735 Ineligible Transportation	400	500
5736 Tuition/Fees - Summer School	28,000	24,000
5738 Tuition/Fees - Indian Summer	26,490	26,500
5742 Interest Temporary Investments	30,000	20,000
5743 Rent	5,000	5,000
5749 Other Revenue - Local Source	105,356	85,400
5749 Other Revenue - Foreign Trade Zone	1,417,679	1,084,188
5749 Other Revenue - H.B. 1200	3,992,534	2,250,000
5752 Athletic Activities	240,000	265,000
5761 Revenues from Successor	-	-
Total Local Revenues	31,659,412	29,472,389
State		
Per Capita Apportionment	1,865,873	1,278,050
Foundation School Funds	1,782,143	3,699,263
TRS/TRS Care On-Behalf Payments	1,477,441	1,551,673
Total State Revenues	5,125,457	6,528,986
Federal		
SHARS Reimbursement	-	50,000
Total Federal Revenues	-	50,000
Total Revenues	36,784,869	36,051,375

PORT NECHES-GROVES INDEPENDENT SCHOOL DISTRICT
GENERAL FUND
SUMMARY OF EXPENDITURES BY OBJECT

OBJECT	<u>2013-14 Adopted Budget</u>	<u>% of Budget</u>
Payroll Costs	30,504,594	80.8
Contracted Services	2,807,377	7.4
Supplies and Materials	1,990,183	5.3
Other Operating Expenses	2,212,669	5.9
Capital Outlay	218,034	0.6
Total Expenditures	<u><u>37,732,857</u></u>	<u><u>100.0</u></u>



PORT NECHES-GROVES INDEPENDENT SCHOOL DISTRICT
GENERAL FUND
SUMMARY OF EXPENDITURES BY FUNCTION AND OBJECT

	2012-13 Amended Budget	2013-14 Adopted Budget
Instructional		
Payroll Costs	19,350,495	19,843,241
Professional Services	350,285	297,110
Supplies and Materials	716,254	761,428
Other Operating Costs	11,850	12,950
Capital Outlay	145,115	190,034
Total Instructional	<u>20,573,999</u>	<u>21,104,763</u>
Instructional Resources & Media Services		
Payroll Costs	590,201	600,189
Supplies and Materials	46,330	57,470
Other Operating Costs	150	150
Capital Outlay	-	2,000
Total Instructional Resources & Media Svcs	<u>636,681</u>	<u>659,809</u>
Curriculum Development & Instructional Staff Development		
Payroll Costs	677,439	839,212
Professional Services	59,470	51,625
Supplies and Materials	36,005	36,160
Other Operating Costs	94,906	101,250
Total Curriculum Development & Instructional Staff Development	<u>867,820</u>	<u>1,028,247</u>
School Leadership		
Payroll Costs	1,905,381	1,921,734
Supplies and Materials	28,950	22,000
Other Operating Costs	18,815	19,510
Capital Outlay	17,189	19,824
Total School Leadership	<u>1,970,335</u>	<u>1,983,068</u>
Guidance, Counseling & Evaluation Services		
Payroll Costs	1,425,372	1,403,594
Professional Services	22,750	19,750
Supplies and Materials	8,136	8,745
Other Operating Costs	5,824	6,365
Total Guidance, Counseling & Evaluation Services	<u>1,462,082</u>	<u>1,438,454</u>

PORT NECHES-GROVES INDEPENDENT SCHOOL DISTRICT
GENERAL FUND
SUMMARY OF EXPENDITURES BY FUNCTION AND OBJECT

	2012-13 Amended Budget	2013-14 Adopted Budget
Health Services		
Payroll Costs	529,723	509,604
Contracted Services	500	500
Supplies and Materials	18,524	19,550
Other Operating Costs	1,456	4,110
Total Health Services	<u>550,203</u>	<u>533,764</u>
Student (Pupil) Transportation		
Payroll Costs	754,241	804,052
Professional Services	10,200	13,200
Supplies and Materials	201,500	207,500
Other Operating Costs	(186,600)	(203,400)
Total Student (Pupil) Transportation	<u>779,341</u>	<u>821,352</u>
Cocurricular/Extracurricular Activities		
Payroll Costs	814,572	835,055
Professional Services	38,177	47,300
Supplies and Materials	249,167	214,675
Other Operating Costs	635,890	715,150
Capital Outlay	102,455	10,000
Total Cocurricular/Extracurricular Activities	<u>1,840,261</u>	<u>1,822,180</u>
General Administration		
Payroll Costs	671,788	682,890
Professional Services	103,200	88,800
Supplies and Materials	38,000	32,000
Other Operating Costs	97,500	112,500
Total General Administration	<u>910,488</u>	<u>916,190</u>
Plant Maintenance & Operations		
Payroll Costs	2,556,403	2,638,173
Professional Services	1,731,864	1,707,939
Supplies and Materials	472,287	514,200
Other Operating Costs	1,286,510	1,442,800
Capital Outlay	90,586	-
Total Plant Maintenance & Operations	<u>6,137,650</u>	<u>6,303,112</u>
Security & Monitoring Services		
Payroll Costs	15,641	17,246
Professional Services	65,000	65,000
Supplies and Materials	13,730	21,730
Other Operating Expenses	470	470
Total Security & Monitoring Services	<u>94,841</u>	<u>104,446</u>

PORT NECHES-GROVES INDEPENDENT SCHOOL DISTRICT
GENERAL FUND
SUMMARY OF EXPENDITURES BY FUNCTION AND OBJECT

	2012-13 Amended Budget	2013-14 Adopted Budget
Data Processing Services		
Payroll Costs	373,802	409,604
Professional Services	27,847	16,530
Supplies and Materials	119,715	97,215
Other Operating Costs	500	500
Capital Outlay	21,000	16,000
Total Data Processing Services	<u>542,864</u>	<u>539,849</u>
Contracted Instructional Services		
Purchase of WADA	-	-
Total Contracted Instructional Services	<u>-</u>	<u>-</u>
Payment to Juvenile Justice Alt Ed		
Professional Services	33,120	36,000
Total Payment to Juvenile Justice Alt Ed	<u>33,120</u>	<u>36,000</u>
Other Uses		
Professional Services	422,356	441,623
Total Other Uses	<u>422,356</u>	<u>441,623</u>
TOTAL EXPENDITURES	<u><u>36,822,041</u></u>	<u><u>37,732,857</u></u>

PORT NECHES-GROVES INDEPENDENT SCHOOL DISTRICT
EXPENDITURES
SCHOOL/DEPARTMENT SUMMARY

	2012-2013 Amended Budget	2013-2014 Adopted Budget
Port Neches-Groves High School	7,817,924	8,112,393
Alternative Education Center	407,266	407,789
Groves Middle School	3,253,931	3,347,317
Port Neches Middle School	3,157,812	3,250,997
Groves Elementary School	2,044,503	2,059,159
Port Neches Elementary School	1,851,487	1,940,877
Ridgewood Elementary School	2,080,379	2,116,014
Taft Elementary School	1,956,644	1,990,577
Van Buren Elementary School	2,011,056	2,035,732
Woodcrest Elementary School	1,632,572	1,656,239
Summer School	162,540	160,008
Administration	912,988	916,865
Athletics	1,305,116	1,340,743
Career & Technology	119,130	120,217
Curriculum	624,650	632,342
Special Education	611,064	602,371
Technology	769,904	777,202
Security	85,641	93,691
Maintenance	4,490,325	4,605,392
Transportation	875,723	897,772
District Wide	651,386	669,160
	36,822,041	37,732,857

PORT NECHES-GROVES INDEPENDENT SCHOOL DISTRICT
 PORT NECHES-GROVES HIGH SCHOOL
 SCHOOL BUDGET

	2012-2013 Amended Budget	2013-2014 Adopted Budget
By Function		
Instructional	5,651,395	5,967,626
Instructional Resources & Media Services	113,556	121,347
Curriculum Development & Instructional Staff Development	159,902	205,271
School Leadership	511,865	521,666
Guidance, Counseling & Evaluation Services	453,677	415,508
Health Services	87,178	89,438
Cocurricular/Extracurricular Activities	397,522	307,080
Plant Maintenance & Operations	315,352	355,528
Data Processing Services	127,477	128,929
	<u>7,817,924</u>	<u>8,112,393</u>

By Object		
Payroll Costs	7,254,854	7,594,873
Professional Services	69,945	67,550
Supplies and Materials	192,920	212,850
Other Operating Costs	197,350	202,450
Capital Outlay	102,855	34,670
	<u>7,817,924</u>	<u>8,112,393</u>

PORT NECHES-GROVES INDEPENDENT SCHOOL DISTRICT
 ALTERNATIVE EDUCATION CENTER
 SCHOOL BUDGET

	2012-2013 Amended Budget	2013-2014 Adopted Budget
By Function		
Instructional	277,582	275,837
Instructional Resources & Media Services	-	500
Curriculum Development & Instructional Staff Development	-	350
School Leadership	115,882	116,499
Guidance, Counseling & Evaluation Services	5,000	5,000
Health Services	100	100
Plant Maintenance & Operations	8,702	9,503
	<u>407,266</u>	<u>407,789</u>

By Object

Payroll Costs	387,866	389,109
Professional Services	11,000	9,800
Supplies and Materials	7,900	7,830
Other Operating Costs	500	1,050
	<u>407,266</u>	<u>407,789</u>

PORT NECHES-GROVES INDEPENDENT SCHOOL DISTRICT
 GROVES MIDDLE SCHOOL
 SCHOOL BUDGET

	2012-2013 Amended Budget	2013-2014 Adopted Budget
By Function		
Instructional	2,554,348	2,577,220
Instructional Resources & Media Services	59,774	62,247
Curriculum Development & Instructional Staff Development	47,292	100,324
School Leadership	233,957	237,958
Guidance, Counseling & Evaluation Services	107,362	100,382
Health Services	47,916	48,247
Cocurricular/Extracurricular Activities	53,605	65,177
Plant Maintenance & Operations	145,177	150,487
Security & Monitoring Services	4,500	5,275
	<u>3,253,931</u>	<u>3,347,317</u>

By Object		
Payroll Costs	3,118,266	3,195,908
Professional Services	31,800	26,700
Supplies and Materials	57,760	70,660
Other Operating Costs	37,090	45,290
Capital Outlay	9,015	8,759
	<u>3,253,931</u>	<u>3,347,317</u>

PORT NECHES-GROVES INDEPENDENT SCHOOL DISTRICT
 PORT NECHES MIDDLE SCHOOL
 SCHOOL BUDGET

	2012-2013 Amended Budget	2013-2014 Adopted Budget
By Function		
Instructional	2,400,356	2,405,850
Instructional Resources & Media Services	67,368	69,815
Curriculum Development & Instructional Staff Development	44,427	107,467
School Leadership	246,447	248,162
Guidance, Counseling & Evaluation Services	115,529	119,319
Health Services	59,257	50,282
Cocurricular/Extracurricular Activities	57,337	61,487
Plant Maintenance & Operations	162,591	183,340
Security & Monitoring Services	4,500	5,275
	<u>3,157,812</u>	<u>3,250,997</u>

By Object		
Payroll Costs	3,017,462	3,105,282
Professional Services	31,850	27,000
Supplies and Materials	65,195	72,760
Other Operating Costs	32,605	40,350
Capital Outlay	10,700	5,605
	<u>3,157,812</u>	<u>3,250,997</u>

PORT NECHES-GROVES INDEPENDENT SCHOOL DISTRICT
 GROVES ELEMENTARY SCHOOL
 SCHOOL BUDGET

	2012-2013 Amended Budget	2013-2014 Adopted Budget
By Function		
Instructional	1,573,090	1,581,725
Instructional Resources & Media Services	70,287	73,104
Curriculum Development & Instructional Staff Development	3,000	3,500
School Leadership	141,920	133,849
Guidance, Counseling & Evaluation Services	84,956	87,170
Health Services	49,697	50,972
Cocurricular/Extracurricular Activities	8,023	11,022
Plant Maintenance & Operations	113,530	117,817
	<u>2,044,503</u>	<u>2,059,159</u>

By Object		
Payroll Costs	1,975,463	1,990,499
Professional Services	15,300	11,000
Supplies and Materials	42,440	42,160
Other Operating Costs	11,300	15,500
	<u>2,044,503</u>	<u>2,059,159</u>

PORT NECHES-GROVES INDEPENDENT SCHOOL DISTRICT
 PORT NECHES ELEMENTARY SCHOOL
 SCHOOL BUDGET

	2012-2013 Amended Budget	2013-2014 Adopted Budget
By Function		
Instructional	1,405,229	1,484,734
Instructional Resources & Media Services	74,262	76,329
Curriculum Development & Instructional Staff Development	5,500	2,500
School Leadership	140,675	142,196
Guidance, Counseling & Evaluation Services	59,707	60,911
Health Services	52,568	54,035
Cocurricular/Extracurricular Activities	8,478	10,042
Plant Maintenance & Operations	105,068	110,130
	1,851,487	1,940,877

By Object		
Payroll Costs	1,778,847	1,871,777
Professional Services	15,700	11,100
Supplies and Materials	43,194	45,165
Other Operating Costs	13,746	12,835
	1,851,487	1,940,877

PORT NECHES-GROVES INDEPENDENT SCHOOL DISTRICT
 RIDGEWOOD ELEMENTARY SCHOOL
 SCHOOL BUDGET

	2012-2013 Amended Budget	2013-2014 Adopted Budget
By Function		
Instructional	1,618,855	1,647,487
Instructional Resources & Media Services	59,194	57,615
Curriculum Development & Instructional Staff Development	856	2,000
School Leadership	140,896	140,465
Guidance, Counseling & Evaluation Services	77,347	79,429
Health Services	48,323	49,969
Cocurricular/Extracurricular Activities	5,594	6,094
Plant Maintenance & Operations	129,314	132,955
	<u>2,080,379</u>	<u>2,116,014</u>

By Object		
Payroll Costs	2,004,954	2,036,334
Professional Services	16,245	11,000
Supplies and Materials	52,470	59,980
Other Operating Costs	6,710	8,700
	<u>2,080,379</u>	<u>2,116,014</u>

PORT NECHES-GROVES INDEPENDENT SCHOOL DISTRICT
 TAFT ELEMENTARY SCHOOL
 SCHOOL BUDGET

	2012-2013 Amended Budget	2013-2014 Adopted Budget
By Function		
Instructional	1,477,986	1,547,394
Instructional Resources & Media Services	56,040	58,706
Curriculum Development & Instructional Staff Development	800	1,700
School Leadership	143,687	145,796
Guidance, Counseling & Evaluation Services	75,605	77,515
Health Services	67,995	49,682
Cocurricular/Extracurricular Activities	5,498	5,998
Plant Maintenance & Operations	129,033	103,786
	<u>1,956,644</u>	<u>1,990,577</u>

By Object		
Payroll Costs	1,886,460	1,911,897
Professional Services	13,500	11,625
Supplies and Materials	50,184	58,855
Other Operating Costs	6,500	8,200
	<u>1,956,644</u>	<u>1,990,577</u>

PORT NECHES-GROVES INDEPENDENT SCHOOL DISTRICT
 VAN BUREN ELEMENTARY SCHOOL
 SCHOOL BUDGET

	2012-2013 Amended Budget	2013-2014 Adopted Budget
By Function		
Instructional	1,531,846	1,543,369
Instructional Resources & Media Services	76,525	78,929
Curriculum Development & Instructional Staff Development	1,500	2,000
School Leadership	133,559	137,011
Guidance, Counseling & Evaluation Services	78,217	79,923
Health Services	56,947	58,690
Cocurricular/Extracurricular Activities	5,398	5,898
Plant Maintenance & Operations	127,064	129,912
	<u>2,011,056</u>	<u>2,035,732</u>

By Object		
Payroll Costs	1,947,568	1,972,512
Professional Services	15,800	11,000
Supplies and Materials	38,924	42,456
Other Operating Costs	8,764	9,764
	<u>2,011,056</u>	<u>2,035,732</u>

PORT NECHES-GROVES INDEPENDENT SCHOOL DISTRICT
WOODCREST ELEMENTARY SCHOOL
SCHOOL BUDGET

	2012-2013 Amended Budget	2013-2014 Adopted Budget
By Function		
Instructional	1,180,814	1,192,851
Instructional Resources & Media Services	57,425	59,367
Curriculum Development & Instructional Staff Development	1,200	1,200
School Leadership	135,399	137,416
Guidance, Counseling & Evaluation Services	80,488	82,064
Health Services	68,393	70,199
Cocurricular/Extracurricular Activities	5,198	5,698
Plant Maintenance & Operations	103,655	107,444
	<u>1,632,572</u>	<u>1,656,239</u>

By Object		
Payroll Costs	1,571,616	1,593,649
Professional Services	12,700	11,200
Supplies and Materials	42,306	44,940
Other Operating Costs	5,950	6,450
	<u>1,632,572</u>	<u>1,656,239</u>

PORT NECHES-GROVES INDEPENDENT SCHOOL DISTRICT
SUMMER SCHOOL
DEPARTMENT BUDGET

	2012-2013 Amended Budget	2013-2014 Adopted Budget
By Function		
Instructional	135,705	133,623
School Leadership	15,790	15,690
Transportation	6,280	5,930
Plant Maintenance & Operations	4,765	4,765
	162,540	160,008

By Object

Payroll Costs	158,040	155,508
Supplies and Materials	4,500	4,500
	162,540	160,008

PORT NECHES-GROVES INDEPENDENT SCHOOL DISTRICT
ADMINISTRATION
DEPARTMENT BUDGET

	2012-2013 Amended Budget	2013-2014 Adopted Budget
Superintendent	325,803	308,911
Board of Trustees	25,000	38,000
Tax Office	6,000	6,000
Personnel	228,400	238,988
General Administration	327,085	324,266
Plant Maintenance & Operations	700	700
	912,988	916,865

By Object

Payroll Costs	669,588	680,865
Professional Services	107,200	90,800
Supplies and Materials	38,700	32,700
Other Operating Costs	97,500	112,500
	912,988	916,865

PORT NECHES-GROVES INDEPENDENT SCHOOL DISTRICT
ATHLETICS
DEPARTMENT BUDGET

	2012-2013 Amended Budget	2013-2014 Adopted Budget
By Function		
Co-Curricular Activities	1,263,408	1,293,464
Plant Maintenance & Operations	41,708	47,279
	1,305,116	1,340,743

By Object		
Payroll Costs	684,327	705,518
Professional Services	24,832	33,500
Supplies and Materials	229,917	195,425
Other Operating Costs	356,040	396,300
Capital Outlay	10,000	10,000
	1,305,116	1,340,743

PORT NECHES-GROVES INDEPENDENT SCHOOL DISTRICT
CAREER & TECHNOLOGY
 DEPARTMENT BUDGET

	2012-2013 Amended Budget	2013-2014 Adopted Budget
By Function		
Instructional	51,300	51,400
Curriculum Development & Instructional Staff Development	43,830	44,817
Cocurricular/Extracurricular Activities	24,000	24,000
	119,130	120,217

By Object		
Payroll Costs	33,180	33,867
Professional Services	8,325	8,325
Supplies and Materials	42,650	42,350
Other Operating Costs	34,975	35,675
	119,130	120,217

PORT NECHES-GROVES INDEPENDENT SCHOOL DISTRICT
CURRICULUM
DEPARTMENT BUDGET

	2012-2013 Amended Budget	2013-2014 Adopted Budget
By Function		
Instructional	199,034	200,300
Curriculum Development & Instructional Staff Development	352,306	356,038
Guidance, Counseling & Evaluation Services	10,000	10,000
Plant Maintenance & Operations	63,310	66,004
	624,650	632,342

By Object		
Payroll Costs	399,905	413,442
Professional Services	35,000	28,750
Supplies and Materials	176,745	177,150
Other Operating Costs	13,000	13,000
	624,650	632,342

PORT NECHES-GROVES INDEPENDENT SCHOOL DISTRICT
SPECIAL EDUCATION
DEPARTMENT BUDGET

	2012-2013 Amended Budget	2013-2014 Adopted Budget
By Function		
Instructional	155,635	140,735
Curriculum Development & Instructional Staff Development	146,450	145,123
Guidance, Counseling & Evaluation Services	308,979	316,513
	611,064	602,371

By Object		
Payroll Costs	432,564	442,071
Professional Services	155,935	138,535
Supplies and Materials	10,160	10,160
Other Operating Costs	12,405	11,605
	611,064	602,371

PORT NECHES-GROVES INDEPENDENT SCHOOL DISTRICT
 TECHNOLOGY DEPARTMENT
 DEPARTMENT BUDGET

	2012-2013 Amended Budget	2013-2014 Adopted Budget
By Function		
Instructional	244,965	259,965
Curriculum Development & Instructional Staff Development	55,157	50,157
Plant Maintenance & Operations	59,795	59,795
Data Processing Services	409,987	407,285
	<u>769,904</u>	<u>777,202</u>

By Object		
Payroll Costs	262,652	296,767
Professional Services	125,342	105,025
Supplies and Materials	225,380	195,880
Other Operating Costs	20,530	20,530
Capital Outlay	136,000	159,000
	<u>769,904</u>	<u>777,202</u>

PORT NECHES-GROVES INDEPENDENT SCHOOL DISTRICT
SECURITY
 SCHOOL BUDGET

	2012-2013 Amended Budget	2013-2014 Adopted Budget
By Function		
Security & Monitoring	85,641	93,691
	85,641	93,691

By Object		
Payroll Costs	6,441	6,491
Professional Services	65,000	65,000
Supplies and Materials	13,730	21,730
Other Operating Costs	470	470
	85,641	93,691

PORT NECHES-GROVES INDEPENDENT SCHOOL DISTRICT
 PLANT MAINTENANCE & OPERATIONS
 DEPARTMENT BUDGET

2012-2013	2013-2014
Amended	Adopted
Budget	Budget

By Function

Plant Maintenance & Operations

4,490,325	4,605,392
4,490,325	4,605,392

By Object

Payroll Costs
 Professional Services
 Supplies and Materials
 Other Operating Costs
 Capital Outlay

1,172,755	1,188,448
1,672,069	1,648,144
295,405	328,000
1,284,510	1,440,800
65,586	-
4,490,325	4,605,392
4,490,325	4,605,392

PORT NECHES-GROVES INDEPENDENT SCHOOL DISTRICT
TRANSPORTATION
 DEPARTMENT BUDGET

	2012-2013 Amended Budget	2013-2014 Adopted Budget
By Function		
Transportation	768,676	807,772
Plant Maintenance & Operations	107,047	90,000
	875,723	897,772

By Object

Payroll Costs	743,576	790,472
Professional Services	10,200	13,200
Supplies and Materials	281,547	295,500
Other Operating Costs	(184,600)	(201,400)
Capital Outlay	25,000	-
	875,723	897,772

PORT NECHES-GROVES INDEPENDENT SCHOOL DISTRICT
DISTRICT WIDE - UNALLOCATED
DEPARTMENT BUDGET

	2012-2013 Amended Budget	2013-2014 Adopted Budget
Payroll Contingency	158,674	129,305
Tax Appraisal (JCAD)	422,356	441,623
Payments to JJAEP	33,120	36,000
Student Attendance Credits (Chp 41 Pmts)	-	-
Misc Contracted Services	500	500
Supplies Contingency	26,436	29,132
Travel	10,300	10,600
Misc Operating Costs	-	22,000
	<u>651,386</u>	<u>669,160</u>

CHILD NUTRITION SERVICES FUND
(Section E)

PORT NECHES-GROVES INDEPENDENT SCHOOL DISTRICT
CHILD NUTRITION SERVICES FUND
SUMMARY OF REVENUES AND EXPENDITURES

	2012-13 Amended Budget	2013-14 Adopted Budget
REVENUES		
Local	\$ 1,484,850	\$ 1,494,850
State	57,915	56,810
Federal	1,004,500	1,083,353
Total Revenues	<u>2,547,265</u>	<u>2,635,013</u>
EXPENDITURES		
Payroll Costs	1,238,084	1,274,185
Contracted Service	20,100	22,200
Food and Non-Food Supplies	1,333,293	1,356,153
Other Operating Costs	3,790	3,800
Capital Outlay	121,307	75,000
Total Expenditures	<u>2,716,574</u>	<u>2,731,338</u>
Excess (Deficiency) of Revenues Over Expenditures	(169,309)	(96,325)
Fund Balance - September 1	945,448	776,139
Fund Balance - August 31	<u>\$ 776,139</u>	<u>\$ 679,814</u>

DEBT SERVICE FUND
(Section F)

PORT NECHES-GROVES INDEPENDENT SCHOOL DISTRICT
DEBT SERVICE FUND
SUMMARY OF REVENUES AND EXPENDITURES

	2012-13 Amended Budget	2013-14 Adopted Budget
REVENUES		
Property Taxes - Current	\$ 10,432,026	\$ 10,682,721
Property Taxes - Delinquent	50,000	35,000
Interest and Penalties	40,000	30,000
Interest Earnings	2,000	2,000
Total Revenues	<u>10,524,026</u>	<u>10,749,721</u>
EXPENDITURES		
Principal Payments	5,395,000	5,223,540
Interest Payments	5,427,916	5,524,709
Fiscal Agent Fees	5,000	5,000
Total Expenditures	<u>10,827,916</u>	<u>10,753,249</u>
Excess (Deficiency) of Revenues Over Expenditures	(303,890)	(3,528)
Fund Balance - September 1	1,210,876	1,006,911 **
Fund Balance - August 31	<u>\$ 906,986</u>	<u>\$ 1,003,383</u>

** - Projected

PORT NECHES-GROVES INDEPENDENT SCHOOL DISTRICT
DEBT SERVICE FUND
SUMMARY OF ANNUAL DEBT REQUIREMENTS

Fiscal Year	Principal	Interest	Total
2014	\$ 5,223,539	\$ 5,524,708	\$ 10,748,248
2015	5,610,000	5,043,841	10,653,841
2016	4,684,019	5,860,672	10,544,691
2017	4,723,519	5,741,647	10,465,166
2018	5,035,000	4,414,523	9,449,523
2019	4,735,000	4,220,913	8,955,913
2020	4,450,000	4,037,729	8,487,729
2021	4,655,000	3,844,301	8,499,301
2022	4,865,000	3,630,011	8,495,011
2023	5,095,000	3,403,381	8,498,381
2024	5,330,000	3,164,491	8,494,491
2025	5,585,000	2,914,906	8,499,906
2026	5,855,000	2,654,172	8,509,172
2027	6,135,000	2,379,563	8,514,563
2028	6,440,000	2,087,819	8,527,819
2029	6,755,000	1,776,466	8,531,466
2030	7,095,000	1,443,669	8,538,669
2031	7,455,000	1,084,625	8,539,625
2032	7,835,000	702,375	8,537,375
2033	7,070,000	329,750	7,399,750
2034	3,060,000	76,500	3,136,500
	<u>\$ 117,691,078</u>	<u>\$ 64,336,061</u>	<u>\$ 182,027,138</u>

PORT NECHES-GROVES INDEPENDENT SCHOOL DISTRICT
DEBT SERVICE FUND
 SCHEDULE OF CURRENT DEBT REQUIREMENTS

Issue	Balance	Fiscal Year 2013			Balance
	Outstanding	Principal	Interest	Total	Outstanding
	09/01/13				08/31/14
U/T Refunding Bonds 2005 U/T School Bldg & Refunding Bonds 2007	\$ 3,850,000	975,000	168,375	1,143,375	2,875,000
U/T Refunding Bonds 2008	16,393,540	718,540	1,027,621	1,746,161	15,675,000
U/T Refunding Bonds 2009	53,905,000	1,610,000	2,533,631	4,143,631	52,295,000
U/T Refunding Bonds 2010	40,697,538	1,445,000	1,689,606	3,134,606	39,252,538
	2,845,000	475,000	105,475	580,475	2,370,000
	<u>\$ 117,691,078</u>	<u>\$ 5,223,540</u>	<u>\$ 5,524,708</u>	<u>\$ 10,748,248</u>	<u>\$ 112,467,538</u>

Legal Debt Limit

The statutes of the State of Texas prescribe a legal debt limit of 10% of the assessed valuation. The District is substantially below this legal limitation.

FEDERAL FUNDS
(Information Only)
(Section G)

PORT NECHES-GROVES INDEPENDENT SCHOOL DISTRICT
FEDERAL REVENUES
SUMMARY BY FUND
(For Information Only)

Fund Number	Grant Description	2012-2013 Maximum Entitlement	2013-2014 Planning Amount
211	Title I, Part A - Accelerated Instruction		
	Payroll Costs	657,101	477,918
	Professional Services	42,353	109,063
	Supplies and Materials	29,021	5,500
	Other Operating Costs	27,717	27,700
		<u>756,192</u>	<u>620,181</u>
255	Title II, Part A - Training & Recruiting		
	Payroll Costs	97,995	97,995
	Professional Services	33,224	17,592
	Supplies and Materials	100	100
	Other Operating Costs	7,074	2,112
		<u>138,393</u>	<u>117,799</u>
263	Title III - Language Inst LEP		
	Payroll Costs	100	100
	Professional Services	3,350	6,168
	Supplies and Materials	14,441	7,918
	Other Operating Costs	4,245	4,250
		<u>22,136</u>	<u>18,436</u>
224	IDEA Part B, Formula		
	Payroll Costs	500,000	600,000
	Professional Services	307,238	93,615
	Supplies and Materials	75,656	1,000
	Other Operating Costs	-	-
		<u>882,894</u>	<u>694,615</u>

Fund Number	Grant Description	2012-2013 Maximum Entitlement	2013-2014 Planning Amount
225	IDEA Part B, Preschool		
	Payroll Costs	34,946	29,257
		<u>34,946</u>	<u>29,257</u>
226	IDEA Part B, Discretionary		
	Professional Services - Residential	108,272	TBD
	Professional Services - High Cost	110,915	TBD
		<u>219,187</u>	<u>TBD</u>
244	Title II, Part C - Carl Perkins		
	Professional Services	4,635	4,635
	Supplies and Materials	27,584	23,238
	Other Operating Costs	8,500	8,500
	Capital Outlay	12,000	7,000
		<u>52,719</u>	<u>43,373</u>
TOTAL FEDERAL FUNDS RECEIVED		<u>\$ 2,106,467</u>	<u>\$ 1,523,661</u>