

PORT NECHES-GROVES INDEPENDENT SCHOOL DISTRICT

ADOPTED BUDGET

September 1, 2014 – August 31, 2015



Dr. Rodney Cavness, Superintendent

APPROVED 08/26/2014

PORT NECHES-GROVES INDEPENDENT SCHOOL DISTRICT
Port Neches, Texas

ADOPTED BUDGET

September 1, 2014 – August 31, 2015

Board of Trustees

Rusty Brittain, President
Jim Walters, Vice President
Eric Sullivan, Secretary
Rodney Balsamo, Member
Darren McCutcheon, Member
Melanie Miller, Member
Lana Parker, Member

Administration

Dr. Rodney Cavness, Superintendent of Schools
Dr. Mike Gonzales, Assistant Superintendent for Administrative Services
Dr. Brenda Duhon, Assistant Superintendent for Curriculum &
Instruction/Technology
Cheryl Hernandez, Business Manager

PORT NECHES-GROVES INDEPENDENT SCHOOL DISTRICT
TABLE OF CONTENTS

HISTORICAL INFORMATION - Section A

Fund Balance History - General Fund	A-1
Historical Taxable Rate Analysis	A-2
Historical Certified Taxable Values	A-3
Historical Enrollment	A-4

BUDGETED REVENUES - Section B

Summary By Fund	B-1
-----------------	-----

BUDGETED EXPENDITURES - Section C

Summary By Fund	C-1
-----------------	-----

GENERAL FUND - Section D

Summary of Revenues and Expenditures	D-1
Detail of Revenues	D-2
Summary of Expenditures by Object	D-3
Summary of Expenditures by Function and Object	D-4
Summary of Expenditures by Campus/Department	D-7
Port Neches-Groves High School	D-8
Alternative Education Center	D-9
Groves Middle School	D-10
Port Neches Middle School	D-11
Groves Elementary School	D-12
Port Neches Elementary School	D-13
Ridgewood Elementary School	D-14
Taft Elementary School	D-15
Van Buren Elementary School	D-16
Woodcrest Elementary School	D-17
Summer School	D-18
Administration	D-19
Athletics	D-20
Career & Technology	D-21
Curriculum	D-22
Special Education	D-23
Technology Department	D-24
Security	D-25
Maintenance	D-26
Transportation	D-27
District Wide	D-28

PORT NECHES-GROVES INDEPENDENT SCHOOL DISTRICT
TABLE OF CONTENTS

CHILD NUTRITION SERVICES FUND - Section E

Summary of Revenues and Expenditures E-1

DEBT SERVICE FUND - Section F

Summary of Revenues and Expenditures F-1

Summary of Annual Debt Requirements F-2

Schedule of Current Debt Requirements F-3

FEDERAL FUNDS - Section G (INFORMATION ONLY)

Summary of Federal Funds G-1

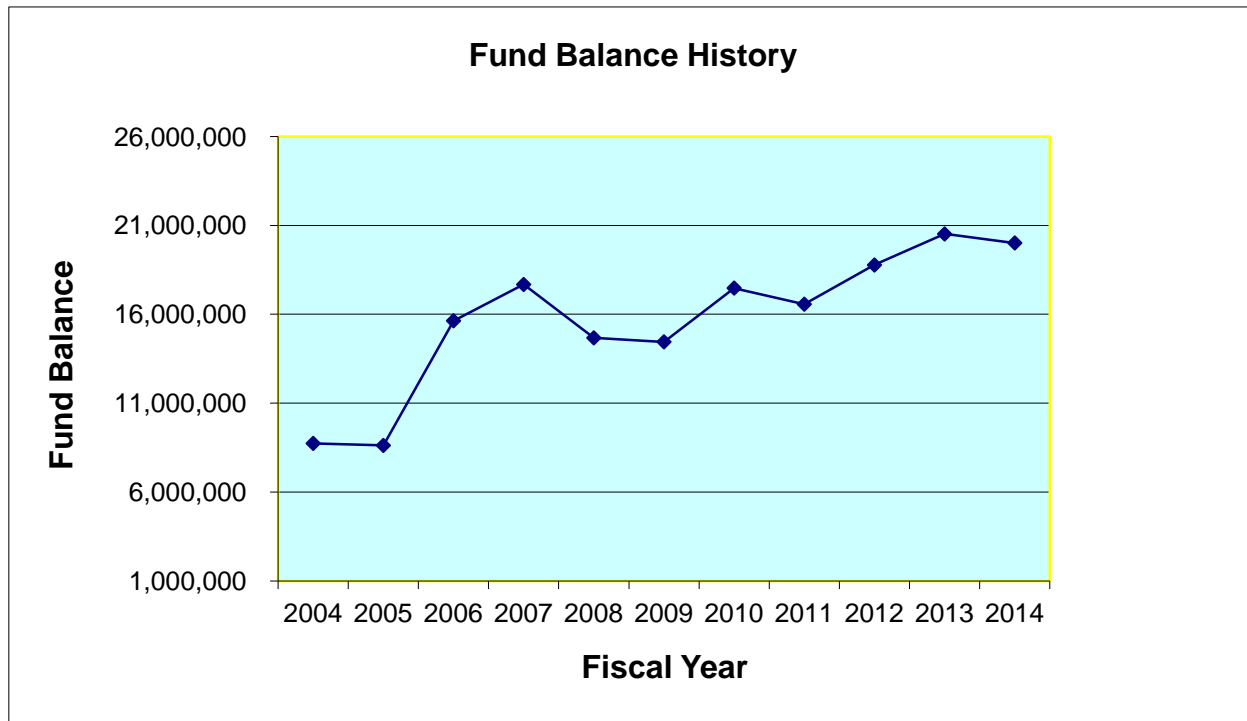
HISTORICAL INFORMATION

(Section A)

**PORT NECHES-GROVES INDEPENDENT SCHOOL DISTRICT
GENERAL FUND
FUND BALANCE HISTORY**

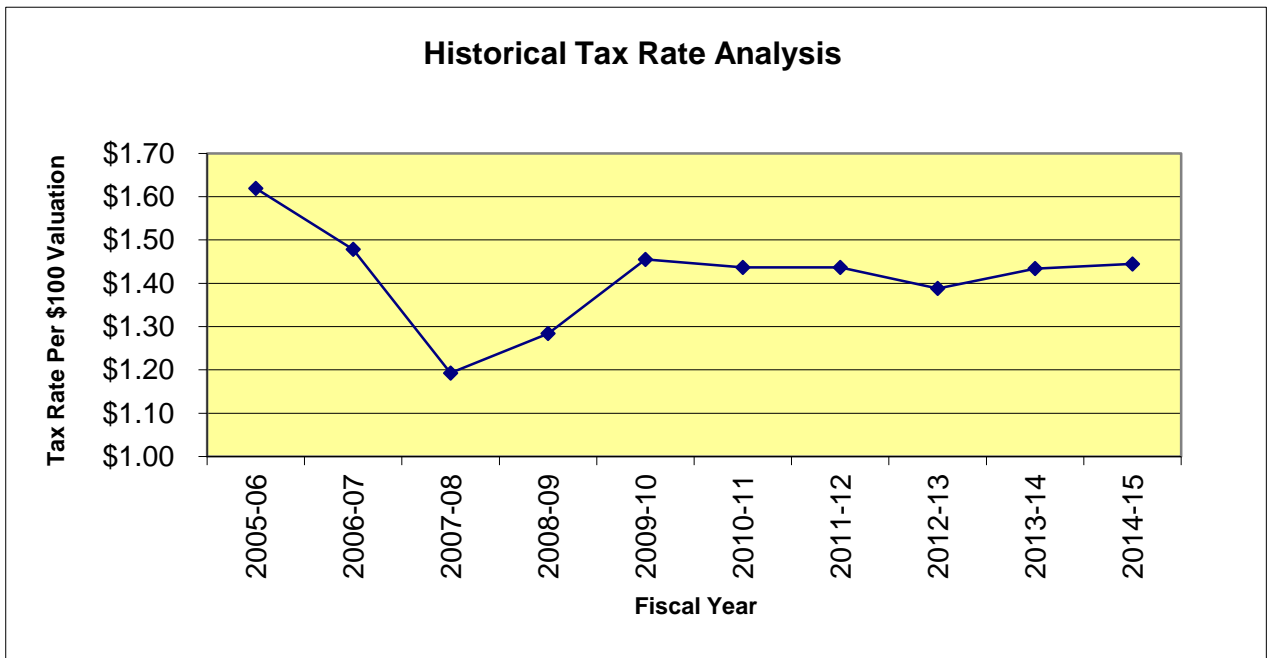
		Increase (Decrease)
September 1, 2004	8,735,683	
2005	8,620,903	(114,780)
2006	15,635,544	7,014,641
2007	17,677,746	2,042,202
2008	14,673,820	(3,003,926)
2009	14,450,509	(223,311)
2010	17,475,662	3,025,153
2011	16,568,439	(907,223)
2012	18,773,253	2,204,814
2013	20,520,309	1,747,056
2014	20,014,618 *	(505,691)

** - Projected Fund Balance from FY 2013-14 Budget



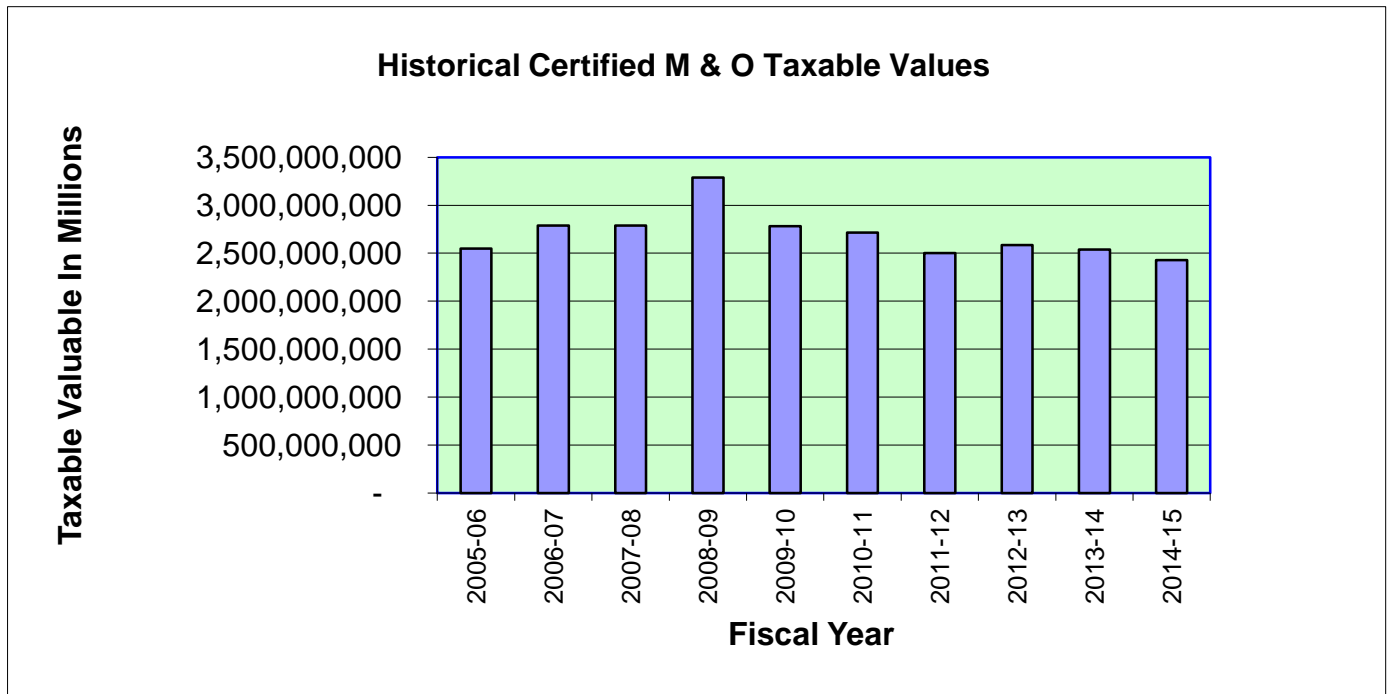
**PORT NECHES-GROVES INDEPENDENT SCHOOL DISTRICT
HISTORICAL TAX RATE ANALYSIS**

School Year	Total Rate	Maintenance & Operation	Interest & Sinking
2005-06	\$ 1.619000	\$ 1.50	\$ 0.119000
2006-07	1.478300	1.37	0.108300
2007-08	1.192500	1.04	0.152500
2008-09	1.284000	1.04	0.244000
2009-10	1.454950	1.04	0.414950
2010-11	1.436500	1.04	0.396500
2011-12	1.436500	1.04	0.396500
2012-13	1.388070	1.04	0.348070
2013-14	1.434000	1.04	0.394000
2014-15	1.444410	1.04	0.404410



**PORT NECHES-GROVES INDEPENDENT SCHOOL DISTRICT
HISTORICAL CERTIFIED TAXABLE VALUES**

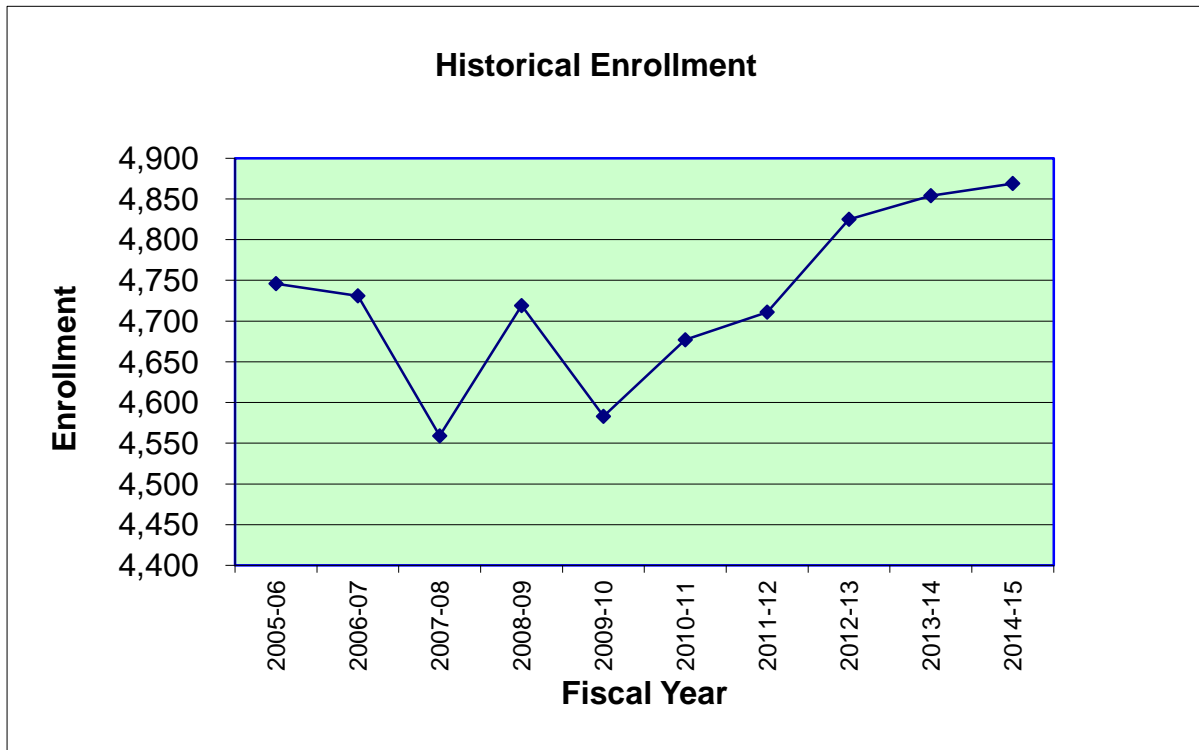
<u>School Year</u>	<u>Maintenance & Operations Taxable Value</u>	<u>[M & O] Percentage Increase (Decrease)</u>	<u>Interest & Sinking Taxable Value</u>	<u>[I & S] Percentage Increase (Decrease)</u>
2005-06	2,547,235,457		2,734,309,257	
2006-07	2,786,936,542	9.41%	2,788,139,560	1.97%
2007-08	2,787,768,285	0.03%	2,989,354,085	7.22%
2008-09	3,289,967,073	18.01%	3,486,349,373	16.63%
2009-10	2,782,062,384	-15.44%	2,911,206,184	-16.50%
2010-11	2,713,301,162	-2.47%	2,789,541,462	-4.18%
2011-12	2,502,726,612	-7.76%	2,908,503,112	4.26%
2012-13	2,583,089,606	3.21%	3,138,060,256	7.89%
2013-14	2,536,499,526	-1.80%	2,930,117,126	-6.63%
2014-15	2,429,350,182	-4.22%	2,720,173,972	-7.17%



**PORT NECHES-GROVES INDEPENDENT SCHOOL DISTRICT
HISTORICAL ENROLLMENT**

School Year	Enrollment	Percentage Increase/(Decrease)
2005-06	4,746	
2006-07	4,731	-0.3%
2007-08	4,559	-3.6%
2008-09	4,719	3.5%
2009-10	4,583	-2.9%
2010-11	4,677	2.1%
2011-12	4,711	0.7%
2012-13	4,825	2.4%
2013-14	4,854	0.6%
2014-15	4,869 *	0.3%

* - Projected



REVENUES

(Section B)

PORT NECHES-GROVES INDEPENDENT SCHOOL DISTRICT
BUDGETED REVENUES
SUMMARY BY FUND

TYPE OF REVENUE	2013-14 Amended Budget	2014-15 Adopted Budget
199 General Fund	\$ 36,557,354	\$ 36,359,007
240 Child Nutrition Services	2,635,013	2,634,125
599 Interest & Sinking	<u>29,495,201</u>	<u>10,578,380</u>
TOTAL ALL FUNDS	<u>\$ 68,687,568</u>	<u>\$ 49,571,512</u>

EXPENDITURES

(Section C)

PORT NECHES-GROVES INDEPENDENT SCHOOL DISTRICT
BUDGETED EXPENDITURES
SUMMARY BY FUND

	2013-14 Amended Budget	2014-15 Adopted Budget
Board Adopted Budgets		
199 General Fund	\$ 37,940,181	\$ 39,814,593
240 Child Nutrition Services	2,789,338	2,772,951
599 Interest & Sinking	29,247,367	10,580,013
TOTAL ALL FUNDS	\$ 69,976,886	\$ 53,167,557

GENERAL FUND
(Section D)

PORT NECHES-GROVES INDEPENDENT SCHOOL DISTRICT
GENERAL FUND
SUMMARY OF REVENUES AND EXPENDITURES

	2013-14 Revised Budget	2014-15 Adopted Budget
REVENUES		
Local	29,355,293	27,516,493
State	7,152,061	8,792,514
Federal	50,000	50,000
Total Revenue	<u>36,557,354</u>	<u>36,359,007</u>
EXPENDITURES		
Payroll Costs	30,460,629	32,364,917
Professional Services	2,883,627	2,768,762
Supplies & Materials	2,234,275	2,014,079
Other Operating Costs	2,100,603	2,176,770
Capital Outlay	261,047	490,065
Total Expenditures	<u>37,940,181</u>	<u>39,814,593</u>
Excess (Deficiency) of Revenues & Other Sources Over Expenditures & Other Uses	(1,382,827)	(3,455,586)
Fund Balance - September 1	20,520,309	20,014,618 **
Fund Balance - August 31	<u>\$ 19,137,482</u>	<u>\$ 16,559,032</u>

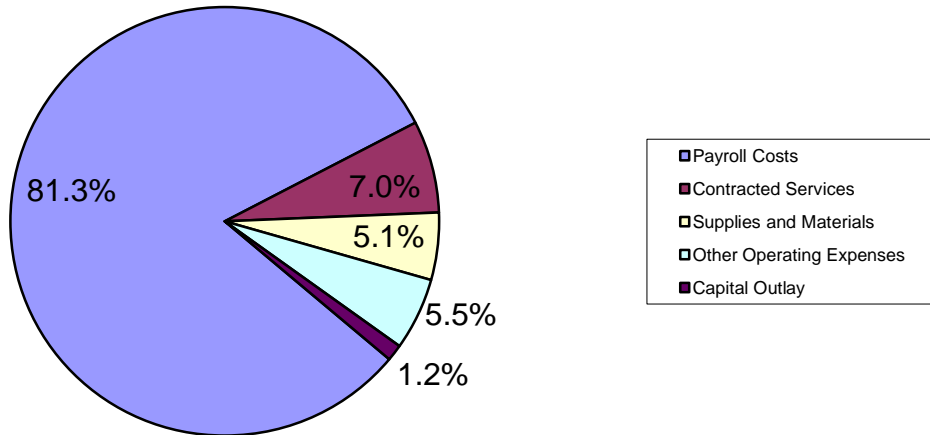
** - Projected

PORT NECHES-GROVES INDEPENDENT SCHOOL DISTRICT
GENERAL FUND
 DETAIL OF REVENUES

REVENUES	2013-14 Revised Budget	2014-15 Adopted Budget
Local		
5711 Taxes, Current Year Levy	25,300,577	24,141,612
5712 Taxes, Prior Years	120,000	130,000
5719 Penalties & Interest and Other Tax Rev	90,000	90,000
5735 Ineligible Transportation	500	500
5736 Tuition/Fees - Summer School	24,000	25,000
5738 Tuition/Fees - Indian Summer	26,500	30,000
5742 Interest Temporary Investments	20,000	20,000
5743 Rent	5,000	20,000
5744 Gifts and Bequests	-	500
5745 Insurance Recovery	84,128	-
5749 Other Revenue - Local Source	85,400	140,400
5749 Other Revenue - Foreign Trade Zone	1,084,188	1,046,981
5749 Other Revenue - H.B. 1200	2,250,000	1,600,000
5752 Athletic Activities	265,000	271,500
5761 Revenues from Successor	-	-
Total Local Revenues	29,355,293	27,516,493
State		
5811 Per Capita Apportionment	1,169,072	1,184,898
5812 Foundation School Funds	4,431,316	5,781,384
5826 PreK Supplemental Funds	-	5,000
5831 TRS/TRS Care On-Behalf Payments	1,551,673	1,821,232
Total State Revenues	7,152,061	8,792,514
Federal		
5931 SHARS Reimbursement	50,000	50,000
Total Federal Revenues	50,000	50,000
Total Revenues	36,557,354	36,359,007

PORT NECHES-GROVES INDEPENDENT SCHOOL DISTRICT
GENERAL FUND
SUMMARY OF EXPENDITURES BY OBJECT

OBJECT	<u>2014-15 Adopted Budget</u>	<u>% of Budget</u>
Payroll Costs	32,364,917	81.3
Contracted Services	2,768,762	7.0
Supplies and Materials	2,014,079	5.1
Other Operating Expenses	2,176,770	5.5
Capital Outlay	490,065	1.2
Total Expenditures	<u><u>39,814,593</u></u>	<u><u>100.0</u></u>



PORT NECHES-GROVES INDEPENDENT SCHOOL DISTRICT
GENERAL FUND
SUMMARY OF EXPENDITURES BY FUNCTION AND OBJECT

	2013-14 Revised Budget	2014-15 Adopted Budget
Instructional		
Payroll Costs	19,753,016	20,738,314
Professional Services	297,210	303,060
Supplies and Materials	834,858	761,640
Other Operating Costs	12,950	14,050
Capital Outlay	213,654	202,165
Total Instructional	<u>21,111,688</u>	<u>22,019,229</u>
Instructional Resources & Media Services		
Payroll Costs	600,189	638,889
Supplies and Materials	57,470	59,054
Other Operating Costs	150	150
Capital Outlay	2,000	-
Total Instructional Resources & Media Svcs	<u>659,809</u>	<u>698,093</u>
Curriculum Development & Instructional Staff Development		
Payroll Costs	851,287	968,621
Professional Services	47,467	55,500
Supplies and Materials	43,479	36,160
Other Operating Costs	96,388	99,060
Total Curriculum Development & Instructional Staff Development	<u>1,038,621</u>	<u>1,159,341</u>
School Leadership		
Payroll Costs	1,928,161	2,079,151
Supplies and Materials	22,000	22,000
Other Operating Costs	17,491	16,675
Capital Outlay	20,009	21,570
Total School Leadership	<u>1,987,661</u>	<u>2,139,396</u>
Guidance, Counseling & Evaluation Services		
Payroll Costs	1,410,554	1,478,448
Professional Services	26,610	28,550
Supplies and Materials	8,960	8,900
Other Operating Costs	5,490	6,203
Total Guidance, Counseling & Evaluation Services	<u>1,451,614</u>	<u>1,522,101</u>

PORT NECHES-GROVES INDEPENDENT SCHOOL DISTRICT
GENERAL FUND
SUMMARY OF EXPENDITURES BY FUNCTION AND OBJECT

	2013-14 Revised Budget	2014-15 Adopted Budget
Health Services		
Payroll Costs	512,604	525,345
Contracted Services	700	500
Supplies and Materials	20,060	19,900
Other Operating Costs	3,400	4,200
Total Health Services	<u>536,764</u>	<u>549,945</u>
Student (Pupil) Transportation		
Payroll Costs	804,052	916,631
Professional Services	13,200	13,200
Supplies and Materials	205,500	205,500
Other Operating Costs	(201,400)	(202,900)
Capital Outlay	-	38,000
Total Student (Pupil) Transportation	<u>821,352</u>	<u>970,431</u>
Cocurricular/Extracurricular Activities		
Payroll Costs	835,055	905,961
Professional Services	52,300	53,050
Supplies and Materials	216,375	216,425
Other Operating Costs	716,350	759,136
Capital Outlay	10,000	10,000
Total Cocurricular/Extracurricular Activities	<u>1,830,080</u>	<u>1,944,572</u>
General Administration		
Payroll Costs	680,252	735,024
Professional Services	104,558	86,300
Supplies and Materials	40,700	38,500
Other Operating Costs	90,680	108,500
Total General Administration	<u>916,190</u>	<u>968,324</u>
Plant Maintenance & Operations		
Payroll Costs	2,657,923	2,923,817
Professional Services	1,774,231	1,709,939
Supplies and Materials	663,221	532,380
Other Operating Costs	1,355,627	1,365,857
Capital Outlay	12,796	116,900
Total Plant Maintenance & Operations	<u>6,463,798</u>	<u>6,648,893</u>
Security & Monitoring Services		
Payroll Costs	17,246	17,485
Professional Services	55,000	65,000
Supplies and Materials	31,730	21,730
Other Operating Expenses	470	444
Capital Outlay	-	107,000
Total Security & Monitoring Services	<u>104,446</u>	<u>211,659</u>

PORT NECHES-GROVES INDEPENDENT SCHOOL DISTRICT
GENERAL FUND
SUMMARY OF EXPENDITURES BY FUNCTION AND OBJECT

	2013-14 Revised Budget	2014-15 Adopted Budget
Data Processing Services		
Payroll Costs	410,290	437,231
Professional Services	12,728	14,530
Supplies and Materials	94,431	97,215
Other Operating Costs	489	500
Capital Outlay	22,597	16,000
Total Data Processing Services	<u>540,535</u>	<u>565,476</u>
Contracted Instructional Services		
Purchase of WADA	-	-
Total Contracted Instructional Services	<u>-</u>	<u>-</u>
Payment to Juvenile Justice Alt Ed		
Professional Services	36,000	36,000
Total Payment to Juvenile Justice Alt Ed	<u>36,000</u>	<u>36,000</u>
Other Uses		
Professional Services	441,623	381,133
Total Other Uses	<u>441,623</u>	<u>381,133</u>
TOTAL EXPENDITURES	<u><u>37,940,181</u></u>	<u><u>39,814,593</u></u>

PORT NECHES-GROVES INDEPENDENT SCHOOL DISTRICT
EXPENDITURES
SCHOOL/DEPARTMENT SUMMARY

	2013-2014 Amended Budget	2014-2015 Adopted Budget
Port Neches-Groves High School	8,090,625	8,496,136
Alternative Education Center	412,089	428,979
Groves Middle School	3,276,497	3,523,429
Port Neches Middle School	3,255,597	3,417,568
Groves Elementary School	2,057,659	2,127,922
Port Neches Elementary School	1,942,677	1,924,003
Ridgewood Elementary School	2,104,714	2,253,082
Taft Elementary School	1,982,677	2,154,051
Van Buren Elementary School	2,025,532	2,140,220
Woodcrest Elementary School	1,665,639	1,726,888
Summer School	140,008	136,515
Administration	916,865	967,197
Athletics	1,335,743	1,384,980
Career & Technology	120,217	126,658
Curriculum	750,132	794,951
Special Education	602,371	694,073
Technology	785,818	798,801
Security	93,691	200,966
Maintenance	4,823,244	4,848,272
Transportation	897,772	1,049,053
District Wide	660,614	620,849
	<u>37,940,181</u>	<u>39,814,593</u>

PORT NECHES-GROVES INDEPENDENT SCHOOL DISTRICT
 PORT NECHES-GROVES HIGH SCHOOL
 SCHOOL BUDGET

	2013-2014 Amended Budget	2014-2015 Adopted Budget
By Function		
Instructional	5,973,031	6,214,612
Instructional Resources & Media Services	121,347	124,893
Curriculum Development & Instructional Staff Development	205,271	214,202
School Leadership	528,093	612,403
Guidance, Counseling & Evaluation Services	422,468	362,948
Health Services	89,438	94,875
Cocurricular/Extracurricular Activities	312,080	338,112
Plant Maintenance & Operations	309,968	399,283
Data Processing Services	128,929	134,808
	<u>8,090,625</u>	<u>8,496,136</u>

By Object		
Payroll Costs	7,568,105	7,953,991
Professional Services	72,550	74,750
Supplies and Materials	212,850	221,867
Other Operating Costs	202,450	212,378
Capital Outlay	34,670	33,150
	<u>8,090,625</u>	<u>8,496,136</u>

PORT NECHES-GROVES INDEPENDENT SCHOOL DISTRICT
 ALTERNATIVE EDUCATION CENTER
 SCHOOL BUDGET

	2013-2014 Amended Budget	2014-2015 Adopted Budget
By Function		
Instructional	278,037	293,387
Instructional Resources & Media Services	500	500
Curriculum Development & Instructional Staff Development	350	150
School Leadership	116,499	117,876
Guidance, Counseling & Evaluation Services	7,100	7,100
Health Services	100	100
Plant Maintenance & Operations	9,503	9,866
	<u>412,089</u>	<u>428,979</u>

By Object

Payroll Costs	391,309	408,629
Professional Services	11,900	11,900
Supplies and Materials	7,830	7,200
Other Operating Costs	1,050	1,250
	<u>412,089</u>	<u>428,979</u>

PORT NECHES-GROVES INDEPENDENT SCHOOL DISTRICT
GROVES MIDDLE SCHOOL
 SCHOOL BUDGET

	2013-2014 Amended Budget	2014-2015 Adopted Budget
By Function		
Instructional	2,516,290	2,691,553
Instructional Resources & Media Services	62,247	65,869
Curriculum Development & Instructional Staff Development	100,324	107,302
School Leadership	237,958	247,945
Guidance, Counseling & Evaluation Services	100,382	106,446
Health Services	48,247	53,206
Cocurricular/Extracurricular Activities	65,287	71,721
Plant Maintenance & Operations	140,487	174,142
Security & Monitoring Services	5,275	5,245
	<u>3,276,497</u>	<u>3,523,429</u>

By Object		
Payroll Costs	3,124,978	3,360,501
Professional Services	26,700	28,700
Supplies and Materials	70,270	72,010
Other Operating Costs	45,790	50,373
Capital Outlay	8,759	11,845
	<u>3,276,497</u>	<u>3,523,429</u>

PORT NECHES-GROVES INDEPENDENT SCHOOL DISTRICT
 PORT NECHES MIDDLE SCHOOL
 SCHOOL BUDGET

	2013-2014 Amended Budget	2014-2015 Adopted Budget
By Function		
Instructional	2,413,950	2,519,102
Instructional Resources & Media Services	69,815	73,864
Curriculum Development & Instructional Staff Development	107,467	114,687
School Leadership	248,162	259,671
Guidance, Counseling & Evaluation Services	119,319	125,478
Health Services	53,282	48,211
Cocurricular/Extracurricular Activities	61,487	73,065
Plant Maintenance & Operations	176,840	198,245
Security & Monitoring Services	5,275	5,245
	<u>3,255,597</u>	<u>3,417,568</u>

By Object		
Payroll Costs	3,109,882	3,261,215
Professional Services	27,000	28,500
Supplies and Materials	72,760	73,948
Other Operating Costs	40,350	42,735
Capital Outlay	5,605	11,170
	<u>3,255,597</u>	<u>3,417,568</u>

PORT NECHES-GROVES INDEPENDENT SCHOOL DISTRICT
 GROVES ELEMENTARY SCHOOL
 SCHOOL BUDGET

	2013-2014 Amended Budget	2014-2015 Adopted Budget
By Function		
Instructional	1,581,925	1,628,767
Instructional Resources & Media Services	73,104	76,580
Curriculum Development & Instructional Staff Development	2,804	5,000
School Leadership	132,845	140,400
Guidance, Counseling & Evaluation Services	87,170	92,593
Health Services	50,972	52,336
Cocurricular/Extracurricular Activities	11,022	11,192
Plant Maintenance & Operations	117,817	121,054
	<u>2,057,659</u>	<u>2,127,922</u>

By Object		
Payroll Costs	1,988,999	2,056,814
Professional Services	11,000	11,000
Supplies and Materials	42,606	41,696
Other Operating Costs	15,054	18,412
	<u>2,057,659</u>	<u>2,127,922</u>

PORT NECHES-GROVES INDEPENDENT SCHOOL DISTRICT
 PORT NECHES ELEMENTARY SCHOOL
 SCHOOL BUDGET

	2013-2014 Amended Budget	2014-2015 Adopted Budget
By Function		
Instructional	1,484,534	1,450,121
Instructional Resources & Media Services	76,329	81,593
Curriculum Development & Instructional Staff Development	3,360	3,000
School Leadership	141,336	140,458
Guidance, Counseling & Evaluation Services	60,911	64,825
Health Services	54,035	52,924
Cocurricular/Extracurricular Activities	10,042	10,287
Plant Maintenance & Operations	112,130	120,795
	<u>1,942,677</u>	<u>1,924,003</u>

By Object		
Payroll Costs	1,873,577	1,850,631
Professional Services	11,760	11,800
Supplies and Materials	44,800	47,939
Other Operating Costs	12,540	13,633
	<u>1,942,677</u>	<u>1,924,003</u>

PORT NECHES-GROVES INDEPENDENT SCHOOL DISTRICT
 RIDGEWOOD ELEMENTARY SCHOOL
 SCHOOL BUDGET

	2013-2014 Amended Budget	2014-2015 Adopted Budget
By Function		
Instructional	1,636,637	1,760,384
Instructional Resources & Media Services	57,615	65,252
Curriculum Development & Instructional Staff Development	150	1,000
School Leadership	140,465	147,472
Guidance, Counseling & Evaluation Services	79,429	83,945
Health Services	49,969	52,131
Cocurricular/Extracurricular Activities	6,094	5,860
Plant Maintenance & Operations	134,355	137,038
	<u>2,104,714</u>	<u>2,253,082</u>

By Object		
Payroll Costs	2,027,534	2,173,823
Professional Services	11,000	11,000
Supplies and Materials	62,030	60,348
Other Operating Costs	6,650	7,911
	<u>2,107,214</u>	<u>2,253,082</u>

PORT NECHES-GROVES INDEPENDENT SCHOOL DISTRICT
 TAFT ELEMENTARY SCHOOL
 SCHOOL BUDGET

	2013-2014 Amended Budget	2014-2015 Adopted Budget
By Function		
Instructional	1,537,594	1,687,157
Instructional Resources & Media Services	58,706	61,134
Curriculum Development & Instructional Staff Development	1,700	1,700
School Leadership	145,796	153,748
Guidance, Counseling & Evaluation Services	77,515	86,073
Health Services	49,682	47,611
Cocurricular/Extracurricular Activities	5,998	6,167
Plant Maintenance & Operations	105,686	110,461
	<u>1,982,677</u>	<u>2,154,051</u>

By Object		
Payroll Costs	1,903,097	2,069,257
Professional Services	11,625	11,625
Supplies and Materials	56,605	61,425
Other Operating Costs	8,350	8,744
Capital Outlay	3,000	3,000
	<u>1,982,677</u>	<u>2,154,051</u>

PORT NECHES-GROVES INDEPENDENT SCHOOL DISTRICT
 VAN BUREN ELEMENTARY SCHOOL
 SCHOOL BUDGET

	2013-2014 Amended Budget	2014-2015 Adopted Budget
By Function		
Instructional	1,533,169	1,621,546
Instructional Resources & Media Services	78,929	83,360
Curriculum Development & Instructional Staff Development	2,000	2,500
School Leadership	137,011	145,890
Guidance, Counseling & Evaluation Services	79,923	84,581
Health Services	58,690	63,147
Cocurricular/Extracurricular Activities	5,898	5,567
Plant Maintenance & Operations	129,912	133,629
	<u>2,025,532</u>	<u>2,140,220</u>

By Object		
Payroll Costs	1,979,112	2,073,104
Professional Services	11,000	11,000
Supplies and Materials	43,056	45,905
Other Operating Costs	9,164	10,211
	<u>2,042,332</u>	<u>2,140,220</u>

PORT NECHES-GROVES INDEPENDENT SCHOOL DISTRICT
WOODCREST ELEMENTARY SCHOOL
SCHOOL BUDGET

	2013-2014 Amended Budget	2014-2015 Adopted Budget
By Function		
Instructional	1,202,251	1,235,176
Instructional Resources & Media Services	59,367	63,018
Curriculum Development & Instructional Staff Development	1,200	1,700
School Leadership	137,416	151,338
Guidance, Counseling & Evaluation Services	82,064	86,773
Health Services	70,199	73,274
Cocurricular/Extracurricular Activities	5,698	5,536
Plant Maintenance & Operations	107,444	110,073
	1,665,639	1,726,888

By Object		
Payroll Costs	1,604,049	1,664,780
Professional Services	11,200	11,200
Supplies and Materials	45,205	44,346
Other Operating Costs	6,185	6,562
	1,666,639	1,726,888

PORT NECHES-GROVES INDEPENDENT SCHOOL DISTRICT
SUMMER SCHOOL
 DEPARTMENT BUDGET

	2013-2014 Amended Budget	2014-2015 Adopted Budget
By Function		
Instructional	113,623	109,945
School Leadership	15,690	15,700
Transportation	5,930	6,105
Plant Maintenance & Operations	4,765	4,765
	140,008	136,515

By Object

Payroll Costs	135,508	132,015
Supplies and Materials	4,500	4,500
	140,008	136,515

PORT NECHES-GROVES INDEPENDENT SCHOOL DISTRICT
ADMINISTRATION
DEPARTMENT BUDGET

	2013-2014 Amended Budget	2014-2015 Adopted Budget
Superintendent	323,311	342,113
Board of Trustees	25,638	38,000
Tax Office	6,000	6,000
Personnel	237,450	250,235
General Administration	323,766	330,149
Plant Maintenance & Operations	700	700
	916,865	967,197

By Object

Payroll Costs	678,227	733,197
Professional Services	106,558	86,300
Supplies and Materials	41,400	39,200
Other Operating Costs	90,680	108,500
	916,865	967,197

PORT NECHES-GROVES INDEPENDENT SCHOOL DISTRICT
ATHLETICS
DEPARTMENT BUDGET

	2013-2014 Amended Budget	2014-2015 Adopted Budget
By Function		
Co-Curricular Activities	1,288,464	1,345,847
Plant Maintenance & Operations	47,279	39,133
	1,335,743	1,384,980

By Object		
Payroll Costs	705,518	748,355
Professional Services	33,500	33,500
Supplies and Materials	195,425	192,925
Other Operating Costs	391,300	400,200
Capital Outlay	10,000	10,000
	1,335,743	1,384,980

PORT NECHES-GROVES INDEPENDENT SCHOOL DISTRICT
CAREER & TECHNOLOGY
 DEPARTMENT BUDGET

	2013-2014 Amended Budget	2014-2015 Adopted Budget
By Function		
Instructional	43,500	43,300
Curriculum Development & Instructional Staff Development	44,817	43,358
Cocurricular/Extracurricular Activities	31,900	40,000
	120,217	126,658

By Object		
Payroll Costs	34,527	35,483
Professional Services	7,665	9,300
Supplies and Materials	34,450	32,350
Other Operating Costs	43,575	49,525
	120,217	126,658

PORT NECHES-GROVES INDEPENDENT SCHOOL DISTRICT
CURRICULUM
DEPARTMENT BUDGET

	2013-2014 Amended Budget	2014-2015 Adopted Budget
By Function		
Instructional	301,900	253,528
Curriculum Development & Instructional Staff Development	368,128	456,438
Guidance, Counseling & Evaluation Services	14,100	16,000
Plant Maintenance & Operations	66,004	68,985
	750,132	794,951

By Object		
Payroll Costs	425,532	564,951
Professional Services	32,800	39,850
Supplies and Materials	279,900	177,150
Other Operating Costs	11,900	13,000
	750,132	794,951

PORT NECHES-GROVES INDEPENDENT SCHOOL DISTRICT
SPECIAL EDUCATION
DEPARTMENT BUDGET

	2013-2014 Amended Budget	2014-2015 Adopted Budget
By Function		
Instructional	140,735	140,735
Curriculum Development & Instructional Staff Development	145,123	152,668
Guidance, Counseling & Evaluation Services	316,513	400,670
	602,371	694,073

By Object		
Payroll Costs	442,071	533,773
Professional Services	138,535	138,535
Supplies and Materials	10,160	10,160
Other Operating Costs	11,605	11,605
	602,371	694,073

PORT NECHES-GROVES INDEPENDENT SCHOOL DISTRICT
 TECHNOLOGY DEPARTMENT
 DEPARTMENT BUDGET

	2013-2014 Amended Budget	2014-2015 Adopted Budget
By Function		
Instructional	259,965	259,965
Curriculum Development & Instructional Staff Development	50,157	49,997
Plant Maintenance & Operations	67,725	59,795
Data Processing Services	407,971	429,044
	785,818	798,801

By Object		
Payroll Costs	296,778	318,366
Professional Services	97,875	95,825
Supplies and Materials	180,406	203,880
Other Operating Costs	24,542	21,730
Capital Outlay	186,217	159,000
	785,818	798,801

PORT NECHES-GROVES INDEPENDENT SCHOOL DISTRICT
SECURITY
 SCHOOL BUDGET

	2013-2014 Amended Budget	2014-2015 Adopted Budget
By Function		
Security & Monitoring	93,691	200,966
	93,691	200,966

By Object

Payroll Costs	6,491	6,792
Professional Services	55,000	65,000
Supplies and Materials	31,730	21,730
Other Operating Costs	470	444
Capital Outlay	-	107,000
	93,691	200,966

PORT NECHES-GROVES INDEPENDENT SCHOOL DISTRICT
 PLANT MAINTENANCE & OPERATIONS
 DEPARTMENT BUDGET

2013-2014 Amended Budget	2014-2015 Adopted Budget
--------------------------------	--------------------------------

By Function

Plant Maintenance & Operations

4,823,244	4,848,272
4,823,244	4,848,272

By Object

Payroll Costs
 Professional Services
 Supplies and Materials
 Other Operating Costs
 Capital Outlay

1,265,858	1,371,371
1,714,436	1,658,144
476,527	338,000
1,353,627	1,363,857
12,796	116,900
4,823,244	4,848,272

PORT NECHES-GROVES INDEPENDENT SCHOOL DISTRICT
TRANSPORTATION
DEPARTMENT BUDGET

	2013-2014 Amended Budget	2014-2015 Adopted Budget
By Function		
Transportation	807,772	959,053
Plant Maintenance & Operations	90,000	90,000
	897,772	1,049,053

By Object

Payroll Costs	790,472	905,253
Professional Services	13,200	13,200
Supplies and Materials	293,500	293,500
Other Operating Costs	(199,400)	(200,900)
Capital Outlay	-	38,000
	897,772	1,049,053

PORT NECHES-GROVES INDEPENDENT SCHOOL DISTRICT
DISTRICT WIDE - UNALLOCATED
DEPARTMENT BUDGET

	2013-2014 Amended Budget	2014-2015 Adopted Budget
Payroll Contingency	129,305	142,616
Tax Appraisal (JCAD)	441,623	381,133
Payments to JJAEP	36,000	36,000
Student Attendance Credits (Chp 41 Pmts)	-	-
Misc Contracted Services	500	500
Supplies Contingency	20,696	24,000
Travel	10,600	9,600
Misc Operating Costs	21,890	27,000
	<u>660,614</u>	<u>620,849</u>

CHILD NUTRITION SERVICES FUND
(Section E)

PORT NECHES-GROVES INDEPENDENT SCHOOL DISTRICT
CHILD NUTRITION SERVICES FUND
SUMMARY OF REVENUES AND EXPENDITURES

	2013-14 Amended Budget	2014-15 Adopted Budget
REVENUES		
Local	\$ 1,494,850	\$ 1,478,850
State	56,810	57,250
Federal	1,083,353	1,098,025
Total Revenues	<u>2,635,013</u>	<u>2,634,125</u>
EXPENDITURES		
Payroll Costs	1,272,185	1,293,526
Contracted Service	22,200	22,200
Food and Non-Food Supplies	1,358,153	1,363,425
Other Operating Costs	3,800	28,800
Capital Outlay	133,000	65,000
Total Expenditures	<u>2,789,338</u>	<u>2,772,951</u>
Excess (Deficiency) of Revenues Over Expenditures	(154,325)	(138,826)
Fund Balance - September 1	893,170	738,845
Fund Balance - August 31	<u>\$ 738,845</u>	<u>\$ 600,019</u>

DEBT SERVICE FUND
(Section F)

PORT NECHES-GROVES INDEPENDENT SCHOOL DISTRICT
DEBT SERVICE FUND
SUMMARY OF REVENUES AND EXPENDITURES

	2013-14 Amended Budget	2014-15 Adopted Budget
REVENUES		
Property Taxes - Current	\$ 11,041,184	\$ 10,522,880
Property Taxes - Delinquent	35,000	30,000
Interest and Penalties	30,000	25,000
Interest Earnings	2,000	500
Total Revenues	<u>11,108,184</u>	<u>10,578,380</u>
EXPENDITURES		
Principal Payments	5,765,000	5,785,000
Interest Payments	4,973,495	4,787,513
Fiscal Agent Fees	5,000	7,500
Total Expenditures	<u>10,743,495</u>	<u>10,580,013</u>
OTHER SOURCES AND USES		
Sale of Bonds	16,449,996	-
Premium on Issuance of Bonds	1,908,814	-
Prepaid Interest	28,207	-
Fiscal Agent Fees	(18,503,872)	-
Total Expenditures	<u>(116,855)</u>	<u>-</u>
Excess (Deficiency) of Revenues and Other Sources Over Expenditures and Other Uses	247,834	(1,633)
Fund Balance - September 1	1,210,876	1,458,710 **
Fund Balance - August 31	<u>\$ 1,458,710</u>	<u>\$ 1,458,710</u>

** - Projected

FEDERAL FUNDS
(Information Only)
(Section G)

PORT NECHES-GROVES INDEPENDENT SCHOOL DISTRICT
FEDERAL REVENUES
SUMMARY BY FUND
(For Information Only)

Fund Number	Grant Description	2013-2014 Maximum Entitlement	2014-2015 Planning Amount
211	Title I, Part A - Accelerated Instruction		
	Payroll Costs	516,912	606,943
	Professional Services	44,780	24,579
	Supplies and Materials	164,156	15,026
	Other Operating Costs	30,000	15,098
		<u>755,848</u>	<u>661,646</u>
255	Title II, Part A - Training & Recruiting		
	Payroll Costs	97,995	97,282
	Professional Services	27,728	14,132
	Supplies and Materials	100	100
	Other Operating Costs	23,772	9,791
		<u>149,595</u>	<u>121,305</u>
263	Title III - Language Inst LEP		
	Payroll Costs	100	100
	Professional Services	3,376	3,381
	Supplies and Materials	17,715	15,000
	Other Operating Costs	250	573
		<u>21,441</u>	<u>19,054</u>
224	IDEA Part B, Formula		
	Payroll Costs	600,000	532,350
	Professional Services	240,914	200,000
	Supplies and Materials	1,000	1,000
	Other Operating Costs	-	-
		<u>841,914</u>	<u>733,350</u>

Fund Number	Grant Description	2013-2014 Maximum Entitlement	2014-2015 Planning Amount
225	IDEA Part B, Preschool		
	Payroll Costs	33,800	27,376
		<u>33,800</u>	<u>27,376</u>
226	IDEA Part B, Discretionary		
	Professional Services - Residential	105,234	TBD
	Professional Services - High Cost	86,423	TBD
		<u>191,657</u>	<u>TBD</u>
244	Title II, Part C - Carl Perkins		
	Professional Services	4,780	4,918
	Supplies and Materials	32,176	33,352
	Other Operating Costs	6,000	6,781
	Capital Outlay	-	-
		<u>42,956</u>	<u>45,051</u>
TOTAL FEDERAL FUNDS RECEIVED		<u>\$ 2,037,211</u>	<u>\$ 1,607,782</u>