



# Renaissance Star Growth Fountas & Pinnell Growth

Dr. Michael Israel, Assistant Superintendent for  
Curriculum, Instruction & Technology

# STAR Renaissance Reading

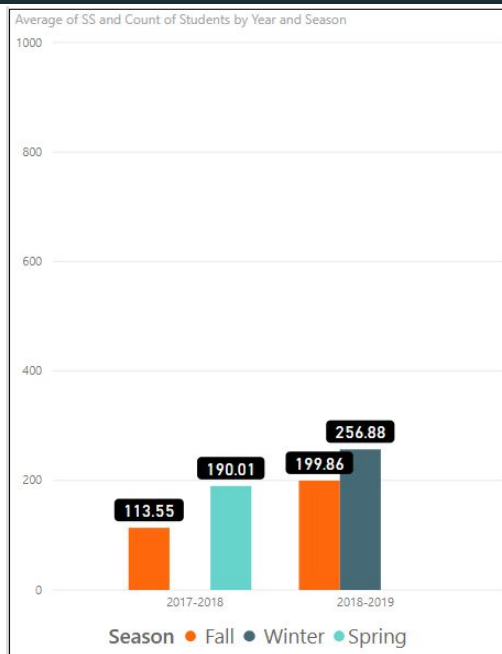
### What kind of score does my child get?

For every STAR assessment, your child receives a **scaled score (SS)**, which is based on the difficulty of the questions and the number of correct answers. Scaled scores are useful for comparing your child's performance over time and across grades. STAR Reading and STAR Math scaled scores range from 0–1400. STAR Early Literacy scaled scores range from 300–900. For STAR Reading Spanish, the Spanish scaled scores range from 0–780.

Grade	Percentile	Fall September		Winter January		Spring May		Moderate Growth Rate
		Scaled Score	Est. ORF <sup>a</sup>	Scaled Score	Est. ORF <sup>a</sup>	Scaled Score	Est. ORF <sup>a</sup>	Scaled Score/ Week
1	10	64	9	71	15	78	19	1.3
	20	67	12	76	18	88	25	1.5
	25	69	13	79	20	95	28	2.1
	40	73	16	87	25	133	37	2.8
	50	76	18	95	28	164	44	3.8
	75	98	29	170	46	251	68	5.3
2	90	205	56	269	73	339	89	4.6
	10	87	26	107	32	164	43	2.2
	20	106	31	162	42	217	56	4.2
	25	126	35	183	47	239	61	4.5
	40	189	49	239	61	291	76	4.3
	50	224	58	274	71	327	86	4.1
	75	322	84	370	98	427	112	3.6
	90	410	108	465	122	525	142	3.5

Grade	Percentile	Fall September		Winter January		Spring May		Moderate Growth Rate
		Scaled Score	Est. ORF <sup>a</sup>	Scaled Score	Est. ORF <sup>a</sup>	Scaled Score	Est. ORF <sup>a</sup>	Scaled Score/ Week
3	10	177	48	215	54	255	61	3.3
	20	235	57	272	65	311	73	3.4
	25	259	62	294	70	334	78	3.3
	40	319	75	357	84	393	95	3.2
	50	357	84	392	95	436	105	3.2
	75	461	111	500	120	547	132	2.9
	90	561	136	613	150	673	161	2.9
4	10	265	61	287	66	318	73	2.9
	20	324	74	353	81	379	88	2.8
	25	350	80	375	87	406	95	2.8
	40	415	96	449	104	476	110	2.8
	50	458	106	487	112	520	120	2.5
	75	568	131	612	139	659	147	2.9
	90	689	152	774	176	853	190	3.6
5	10	337		363		386		2.7
	20	411		441		463		2.6
	25	444		465		492		2.4
	40	514		544		573		2.4
	50	560		592		630		2.4
	75	707		779		846		3.6
	90	900		955		1048		2.9

6	10	414		439		459		2.4
	20	494		518		544		2.1
	25	525		554		578		2.2
	40	614		647		684		2.2
	50	671		716		779		2.4
	75	897		939		997		2.2
	90	1098		1185		1251		3.0
7	10	464		474		497		2.3
	20	552		570		596		2.1
	25	585		611		638		2.1
	40	696		736		790		2.4
	50	795		843		884		2.8
	75	1026		1103		1175		2.8
	90	1266		1302		1323		1.3
8	10	517		536		557		2.3
	20	621		646		675		2.1
	25	665		696		729		2.3
	40	830		865		899		2.7
	50	908		942		979		1.9
	75	1202		1241		1288		1.4
	90	1327		1335		1342		0.3



**17-18 Grade 1:**

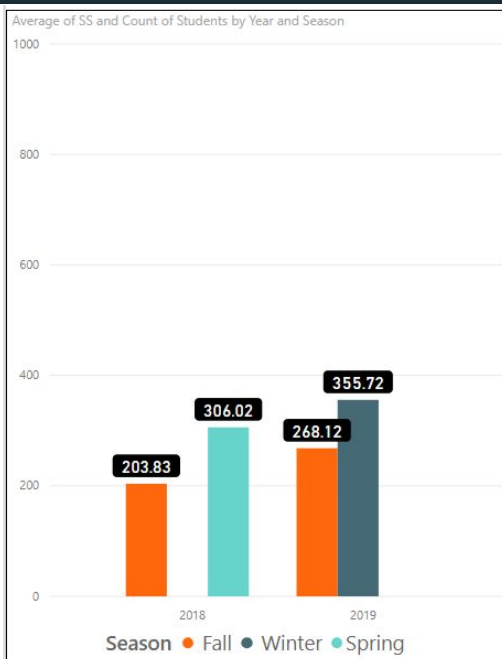
Fall

Spring

**18-19 Grade 2:**

Fall

Winter



**17-18 Grade 2:**

Fall

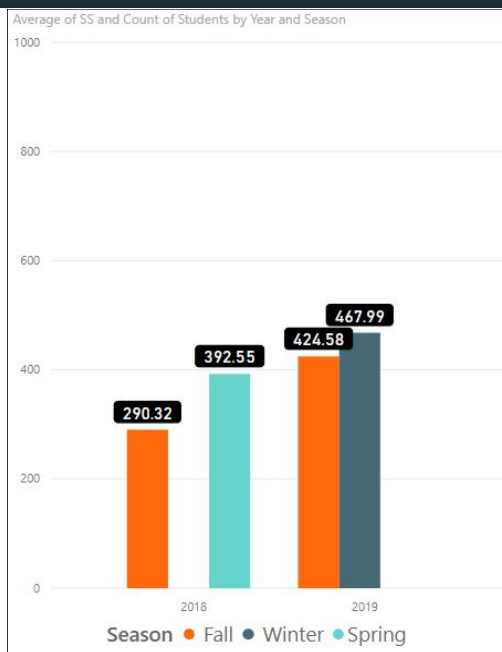
Spring

**18-19 Grade 3:**

Fall

Winter





**17-18 Grade 3:**

Fall

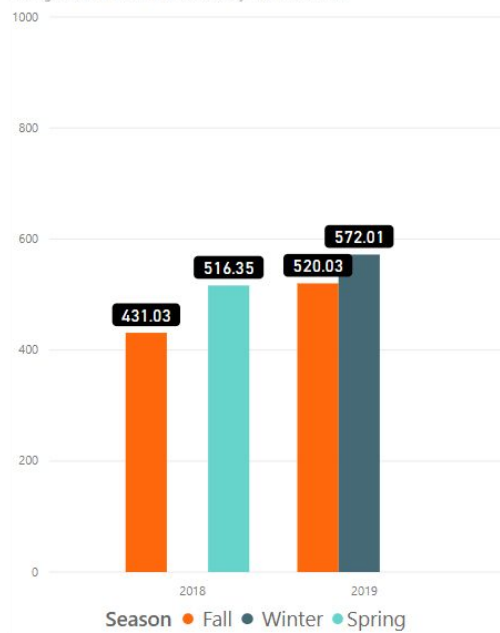
Spring

**18-19 Grade 4:**

Fall

Winter

Average of SS and Count of Students by Year and Season



**17-18 Grade 4:**

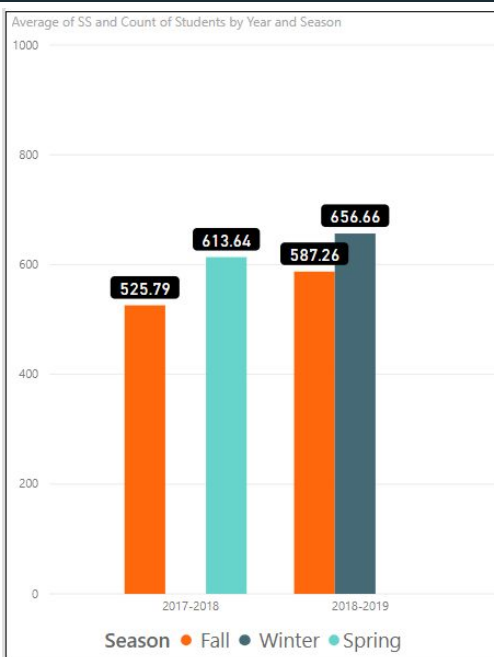
Fall

Spring

**18-19 Grade 5:**

Fall

Winter



**17-18 Grade 5:**

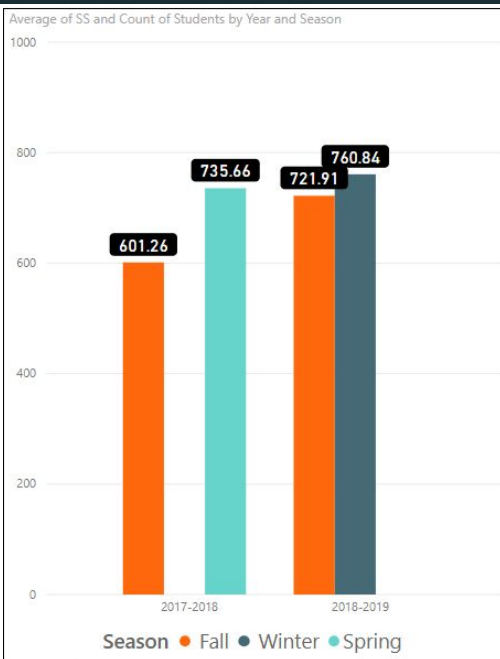
Fall

Spring

**18-19 Grade 6:**

Fall

Winter



**17-18 Grade 6:**

Fall

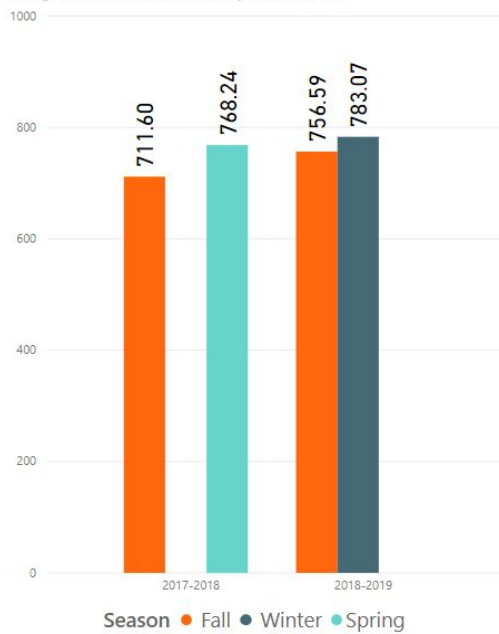
Spring

**18-19 Grade 7:**

Fall

Winter

Average of SS and Count of Students by Year and Season



**17-18 Grade 7:**

Fall  
Spring

**18-19 Grade 8:**

Fall  
Winter

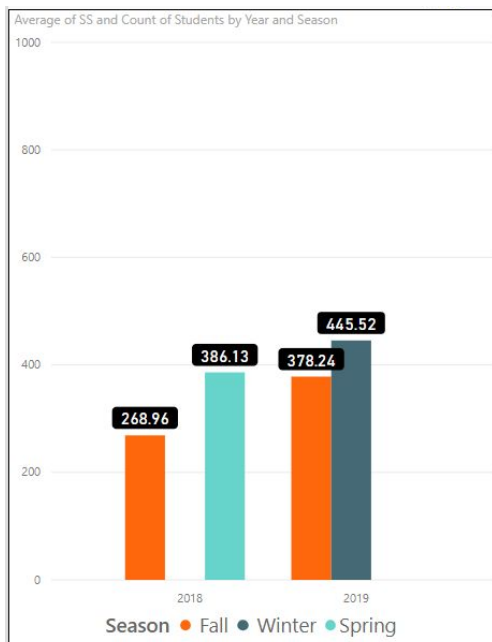
# STAR Renaissance Math

Grade	Percentile	Fall September	Winter January	Spring May	Moderate Growth Rate
		Scaled Score	Scaled Score	Scaled Score	Scaled Score/ Week
1	10	151	215	278	5.8
	20	188	253	318	5.1
	25	202	267	333	4.7
	40	238	302	367	4.4
	50	263	327	390	4.1
	75	327	389	451	3.5
	90	390	449	508	3.2
2	10	297	349	402	4.2
	20	341	389	438	3.8
	25	357	403	449	3.7
	40	394	438	482	3.6
	50	414	458	502	3.5
	75	467	512	558	3.2
	90	515	562	609	3.0

		Fall September	Winter January	Spring May	Moderate Growth Rate
Grade	Percentile	Scaled Score	Scaled Score	Scaled Score	Scaled Score/ Week
3	10	390	430	469	3.9
	20	429	473	518	3.6
	25	443	488	534	3.3
	40	479	525	571	3.2
	50	500	547	593	3.1
	75	552	599	646	2.7
	90	600	646	692	2.4
4	10	462	497	532	3.3
	20	511	544	577	2.8
	25	527	560	594	2.6
	40	563	591	631	2.5
	50	585	620	654	2.5
	75	641	676	711	2.3
	90	689	724	759	2.2
5	10	523	552	582	2.7
	20	571	601	631	2.2
	25	588	617	647	2.2
	40	628	657	687	2.1
	50	650	680	710	2.1
	75	711	739	767	2.0
	90	763	791	820	1.7



6	10	579	607	636	2.2
	20	631	655	679	1.8
	25	649	673	696	1.7
	40	694	715	737	1.6
	50	718	741	763	1.6
	75	786	805	823	1.1
	90	831	858	884	1.0
7	10	607	627	647	2.0
	20	660	678	696	1.6
	25	682	698	713	1.4
	40	728	744	760	1.3
	50	757	773	790	1.1
	75	821	837	852	0.8
	90	876	896	917	0.6
8	10	623	642	661	2.0
	20	685	703	721	1.6
	25	708	724	739	1.4
	40	758	771	785	1.2
	50	790	803	816	0.9
	75	856	873	890	0.6
	90	920	938	956	0.3



**17-18 Grade 1:**

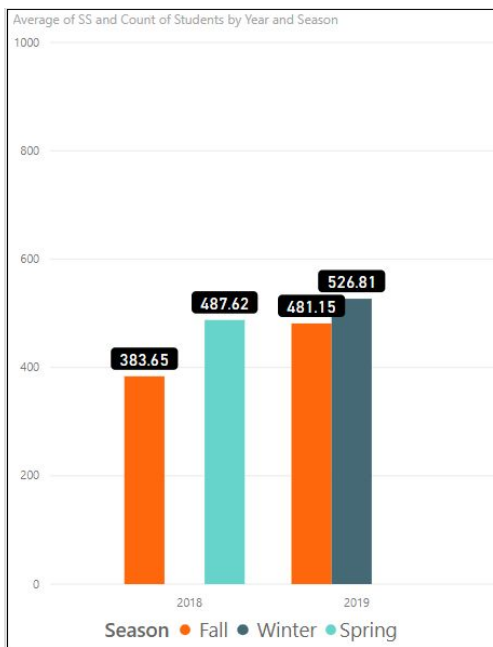
Fall

Spring

**18-19 Grade 2:**

Fall

Winter



**17-18 Grade 2:**

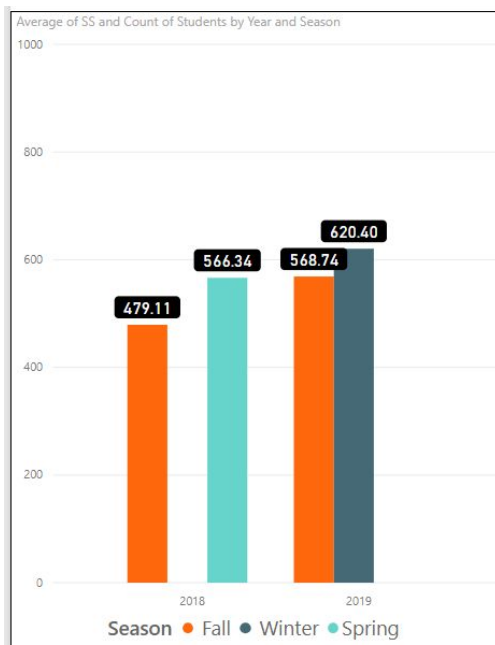
Fall

Spring

**18-19 Grade 3:**

Fall

Winter



**17-18 Grade 3:**

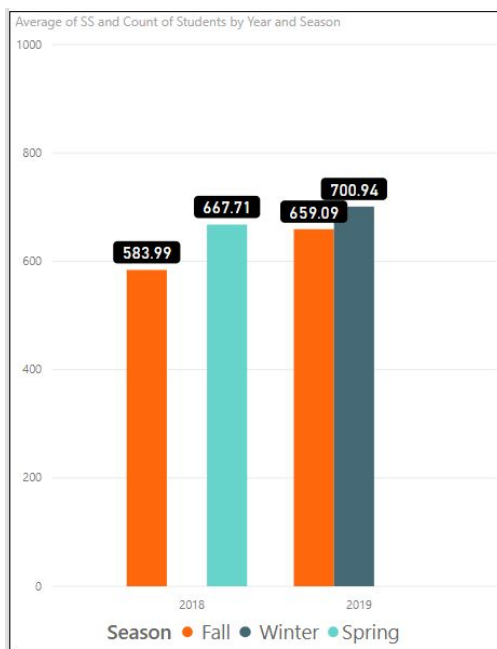
Fall

Spring

**18-19 Grade 4:**

Fall

Winter



**17-18 Grade 4:**

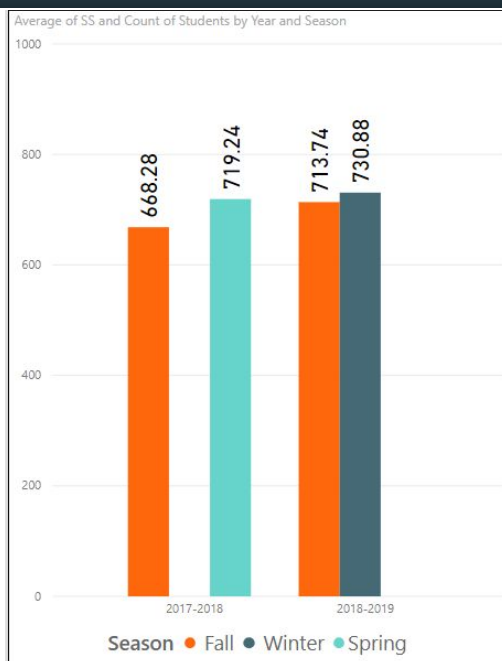
Fall

Spring

**18-19 Grade 5:**

Fall

Winter



**17-18 Grade 5:**

Fall

Spring

**18-19 Grade 6:**

Fall

Winter



**17-18 Grade 6:**

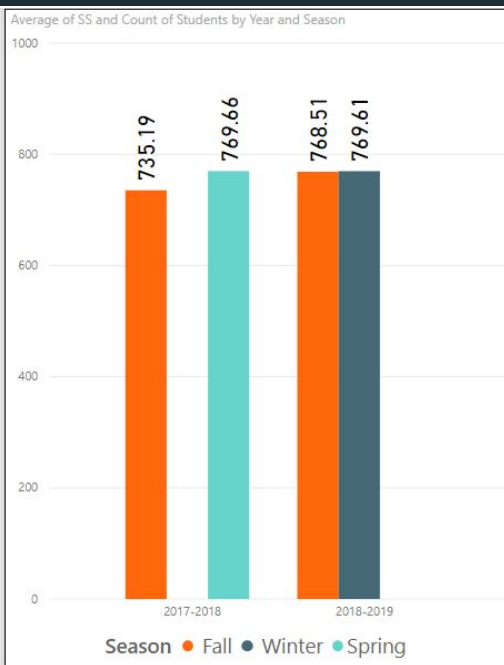
Fall

Spring

**18-19 Grade 7:**

Fall

Winter



**17-18 Grade 7:**

Fall

Spring

**18-19 Grade 8:**

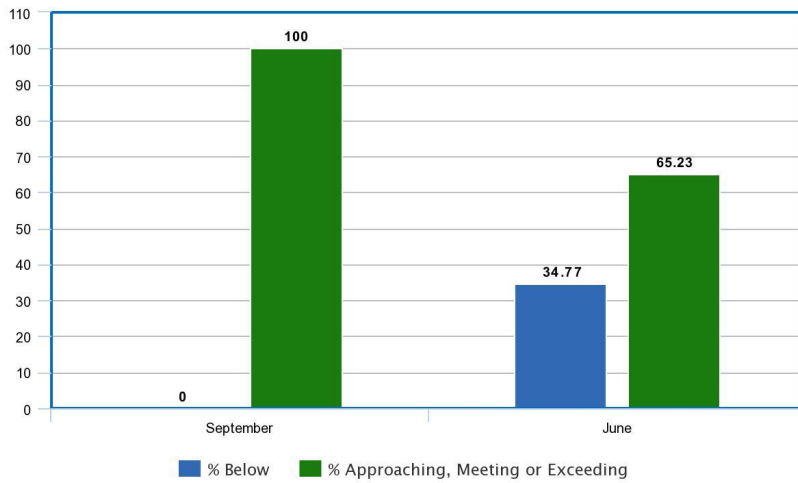
Fall

Winter



# 2017-2018 Fountas and Pinnell Instructional Reading Levels

17-18 Grade K

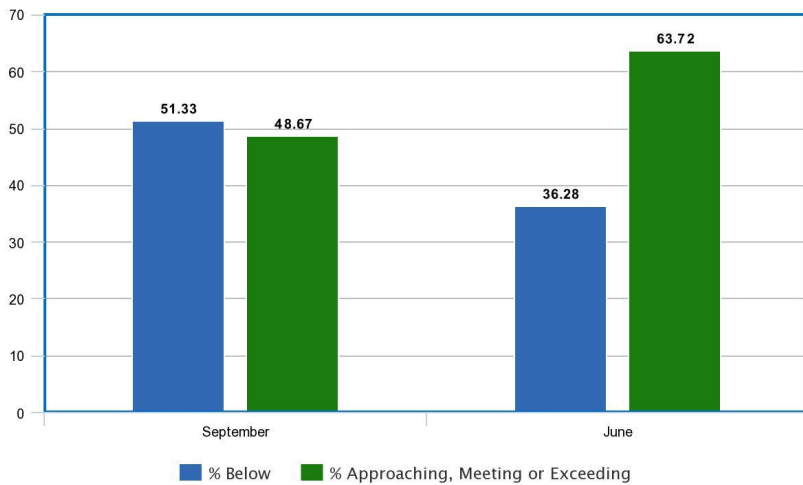


**September:**  
**Meeting Expectations:**  
Non-readers or above

**June:**  
**Below Expectations:**  
Level C or below

**Approaching, Meeting, or  
Exceeding Expectations:**  
Level D or above

17-18 Grade 1



**September:**

**Below Expectations:**

Below Level C

**Meeting Expectations:**

Level C or above

**June:**

**Below Expectations:**

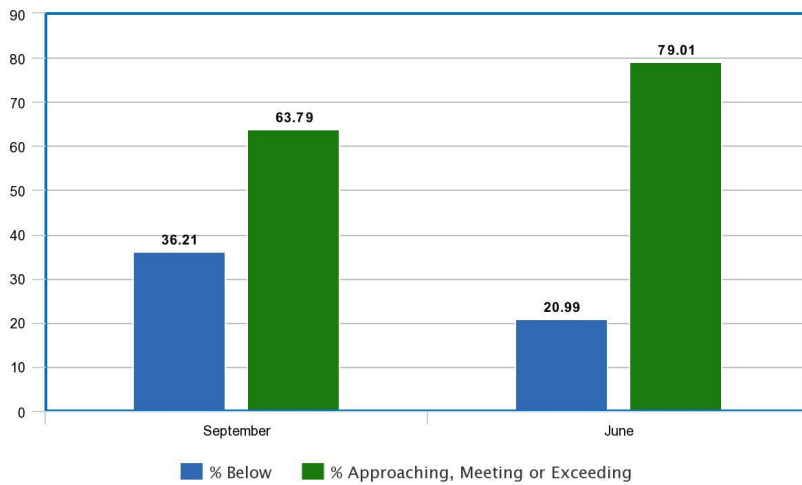
Below level I

**Approaching, Meeting, or**

**Exceeding Expectations:**

Level I or above

17-18 Grade 2



**September:**

**Below Expectations:**

Below Level I

**Meeting Expectations:**

Level I or above

**June:**

**Below Expectations:**

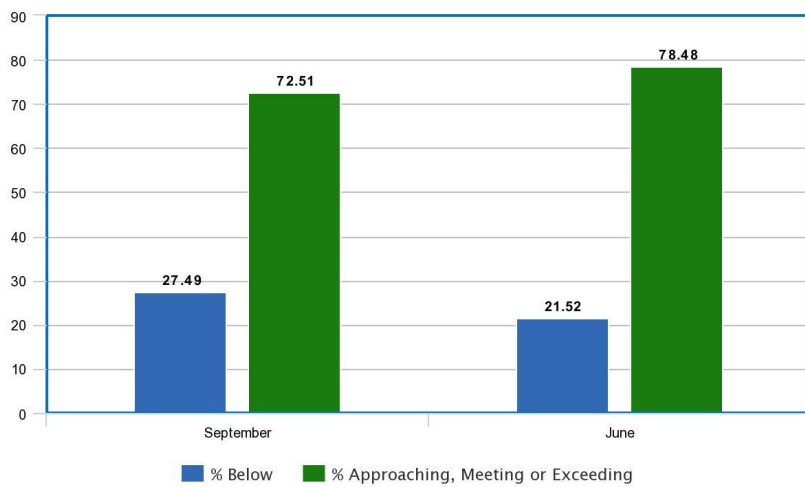
Below Level L

**Approaching, Meeting, or**

**Exceeding Expectations:**

Level L or above

17-18 Grade 3



**September:**

**Below Expectations:**

Below Level L

**Meeting Expectations:**

Level L or above

**June:**

**Below Expectations:**

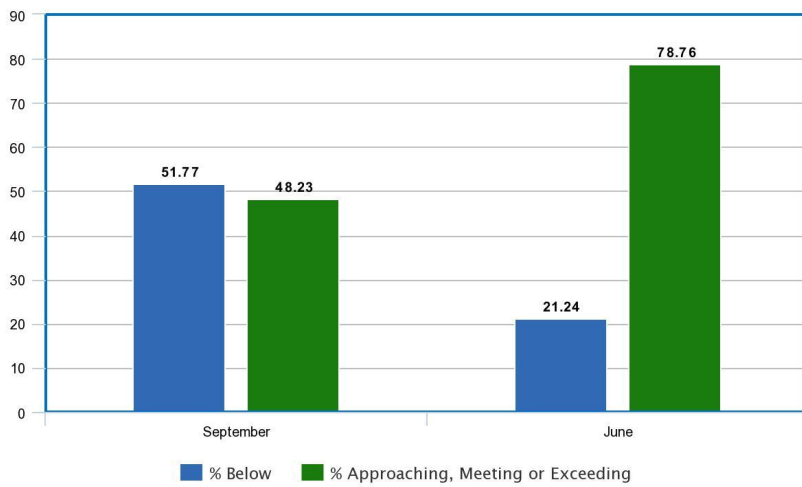
Below Level O

**Approaching, Meeting, or**

**Exceeding Expectations:**

Level O or above

17-18 Grade 4



**September:**

**Below Expectations:**

Below Level O

**Meeting Expectations:**

Level P or above

**June:**

**Below Expectations:**

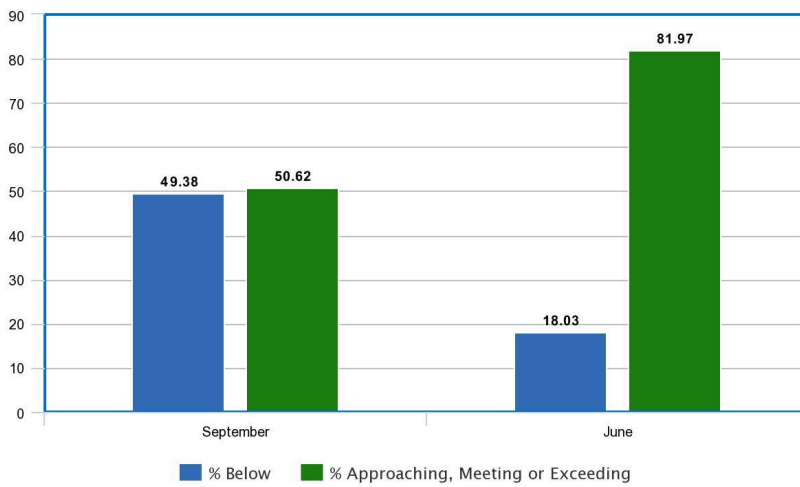
Below Level R

**Approaching, Meeting, or**

**Exceeding Expectations:**

Level R or above

17-18 Grade 5



**September:**  
**Below Expectations:**  
Below Level R

**Meeting Expectations:**  
Level S or above

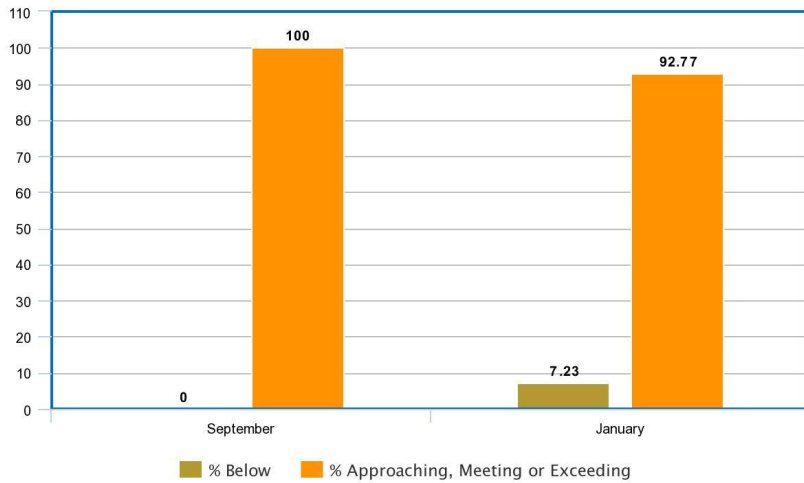
**June:**  
**Below Expectations:**  
Below Level U

**Approaching, Meeting, or Exceeding Expectations:**  
Level U or above

# 2018-2019 Fountas and Pinnell Instructional Reading Levels



18-19 Grade K

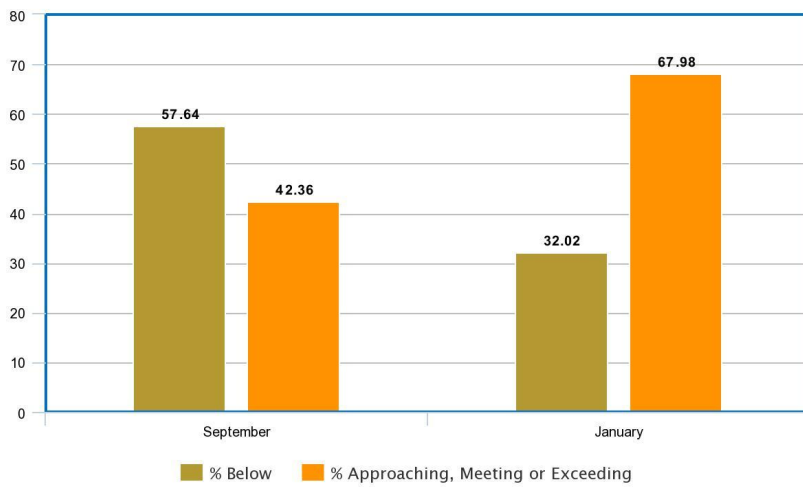


**September:**  
**Meeting Expectations:**  
Non-readers or above

**January:**  
**Below Expectations:**  
Non-readers

**Approaching, Meeting or  
Exceeding Expectations:**  
Level A or above

18-19 Grade 1



**September:**

**Below Expectations:**

Below Level C

**Meeting Expectations:**

Level C or above

**January:**

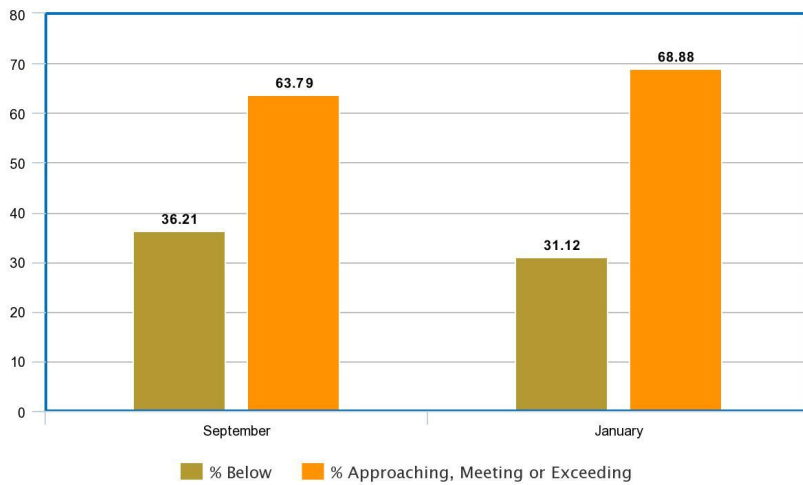
**Below Expectations:**

Below level G

**Approaching, Meeting or Exceeding Expectations**

Level G or above

18-19 Grade 2



**September:**

**Below Expectations:**

Below Level I

**Meeting Expectations:**

Level I or above

**January:**

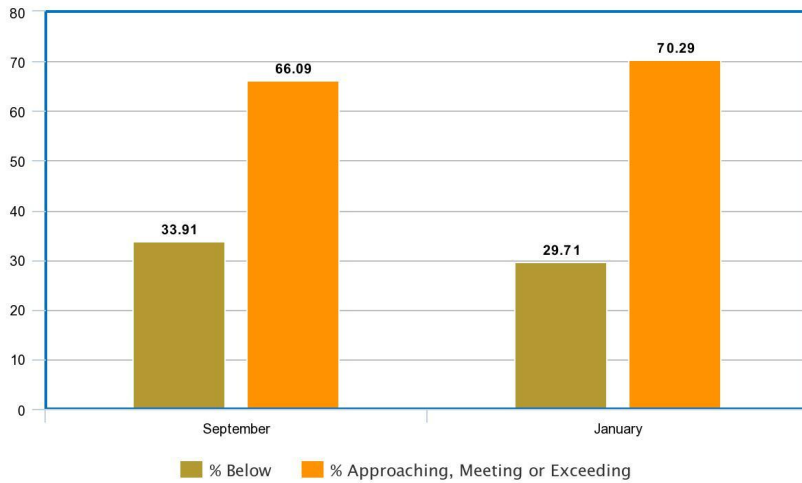
**Below Expectations:**

Below Level K

**Approaching, Meeting or Exceeding Expectations:**

Level K or above

18-19 Grade 3



**September:**

**Below Expectations:**

Below Level L

**Meeting Expectations:**

Level L or above

**January:**

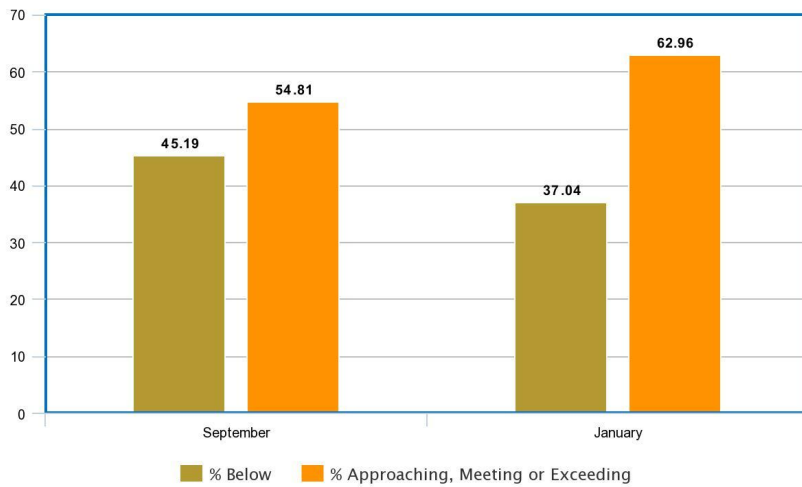
**Below Expectations:**

Below Level N

**Approaching, Meeting or Exceeding Expectations:**

Level N or above

18-19 Grade 4



**September:**

**Below Expectations:**

Below Level O

**Meeting Expectations:**

Level P or above

**January:**

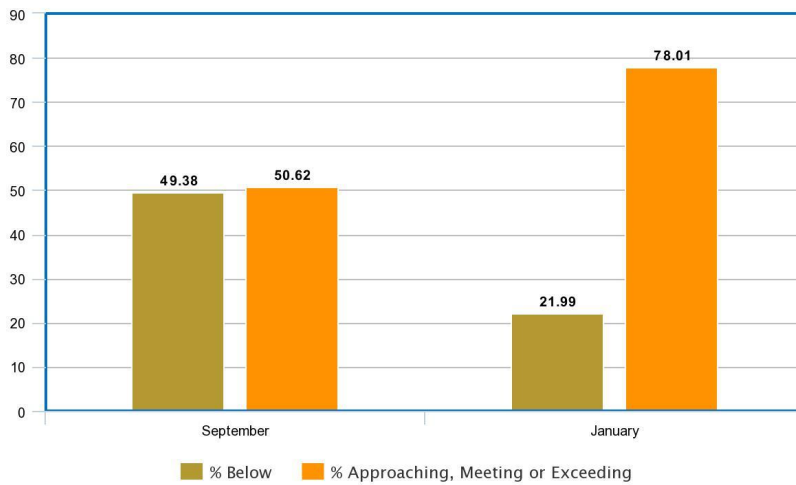
**Below Expectations:**

Below Level Q

**Approaching, Meeting or Exceeding Expectations:**

Level Q or above

18-19 Grade 5



**September:**

**Below Expectations:**

Below Level R

**Meeting Expectations:**

Level R or above

**January:**

**Below Expectations:**

Below Level T

**Approaching, Meeting or Exceeding Expectations:**

Level T or above