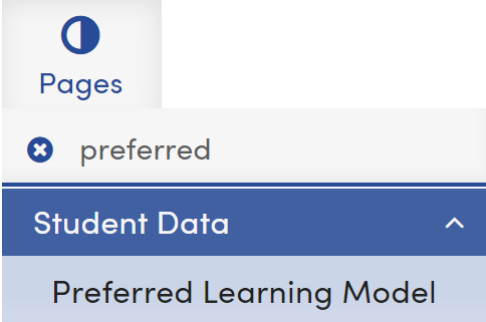
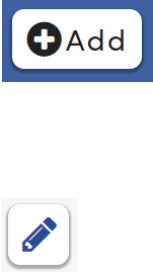
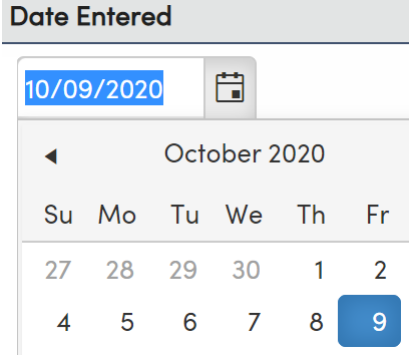


Aeries Preferred Learning Model Screen

This guide instructs staff on the how to enter data into the Aeries Preferred Learning Model screen. Staff enter a parent’s choice of learning model as either blended learning or 100% distance education. Please follow the instructions below and email techtraining@sbcusd.k12.ca.us for assistance.

<p>Login to Aeries and go to your School Site.</p>	<p>https://sbcusd.asp.aeries.net/admin/Login.aspx</p>
<p>Login Info:</p>	<p>Username: sbc-district\firstnamelastname Password: District password</p>
<p>Go to the Preferred Learning Model page.</p>	
<p>Click on the Add button if this is a new entry</p> <p>-or-</p> <p>Click the pencil icon to update an existing record.</p>	
<p>Enter the Date.</p>	

<p>Select the parent's Preferred Learning Method:</p> <ul style="list-style-type: none"> • Blended Instruction- distance learning at home and some days at school <p>-or-</p> <ul style="list-style-type: none"> • Distance Learning-100% online at home 	<p>Please pick the option you prefer for the 2020-2021 school year.</p> <p>Elija la opción que prefiera para el año escolar 2020-2021.</p> <div data-bbox="683 212 1151 352"> <input type="text" value="D"/> <ul style="list-style-type: none"> B Blended Instruction-dista D Distance Learning-100% a </div>
<p>Click the Save button.</p>	<div data-bbox="683 489 802 548"> <input type="button" value="Save"/> </div>
<p>The record will be saved.</p>	<div data-bbox="683 594 1511 947"> <h3>Preferred Learning Model</h3> <div data-bbox="699 699 753 751"> </div> <p>Date Entered: 10/9/2020</p> <p>Please pick the option you prefer for the 2020-2021 school year. Elija la opción que prefiera para el año escolar 2020-2021.</p> <p>Distance Learning-100% online at home</p> <p style="text-align: right;">🕒 Last Updated: 10/9/2020 9:00 AM</p> </div>