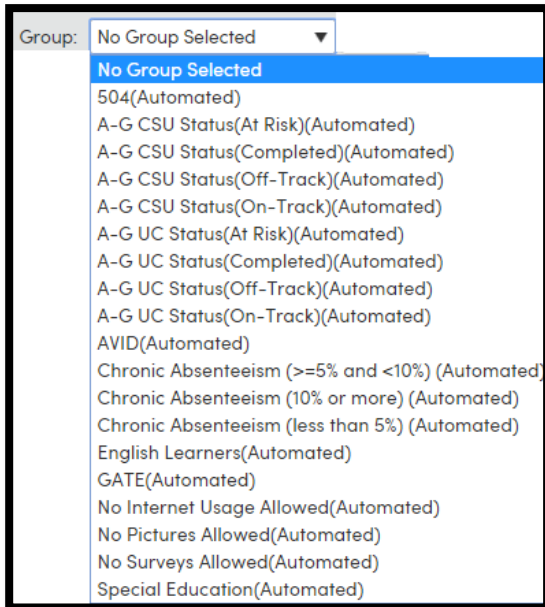




SBCUSD – Aeries District Student Groups


DISTRICT STUDENT GROUPS

This allows you to see students in specified groups. This must be run at the District Level.



STEP BY STEP

1. Log into **Aeries**.
2. Click on the  icon to bring up the search box.
3. Click in the **Group:** Field and Select one of the groups listed.
4. Click on the  button.
5. Note the list of students and the count and then close the screen.



This creates a KEEP statement. Anything you run in Aeries will now be limited to these students. You can create a KEEP or SKIP statement before using this feature to limit the list by site, ethnic group, gender, grade, etc.