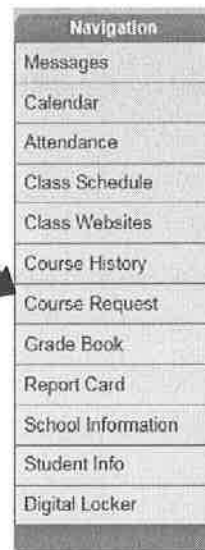


FORECASTING ONLINE THROUGH STUDENTVUE DUE DATE

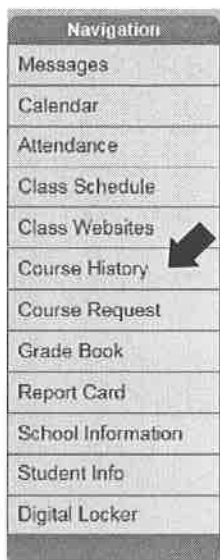
Follow these instructions to choose your course selections for the next school year.

Please remember course offerings are contingent of staffing and enrollment

1. Log onto your StudentVue account. If you need to set up your account, come to the counseling office or ask any secretary for your activation code.



2. What credits do I need?



Click "**Course History**" on your navigation page
 Note any **F's** in core classes (LA's, math, science, Health, Global Studies, US History)
 Forecast for these credits if you have not already made them up.

3. Choose "Course Request"

To add a course, select "**Click here to change course requests**"

You have been pre-enrolled into courses required for your grade.

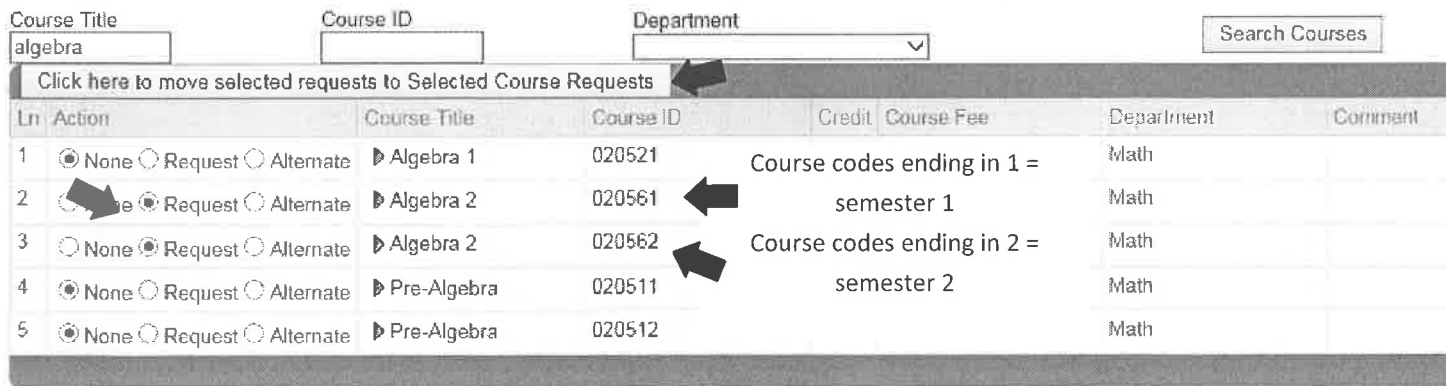
If you want to change courses you are pre-enrolled in, come see your counselor

QUESTIONS? GO SEE YOUR COUNSELOR

4. Enter the first 4 letters of the class in the **Course Title** box and click "**Search**"



5. Choose the class you want by checking "**Request**" and then "**Click here to move selected requests to Selected Course Requests**"



6. Repeat the last three steps until you have chosen all your class requests.

You should have a total of 7 credits.

If you want to delete a class request, just click "**Remove**" but be sure to add another request. You should have 7 credits when you are done.

See back of page for more information

6. Now you need to choose your Alternate Course Requests. Follow the same steps, but this time choose "Alternate." Pick them in order of preference. You should have at least 3 alternates

When you are finished choosing

7. your course requests, click "Click here to return to request

Click here to return to course request summary

Comment



Alternate Elective Requests (<i>in preference order</i>) - Select at least 3 alternates					
Action	Ln	Course Title	Credit	Department	Course Fee
Remove	1	▶ Psychology	0.500	Social Studies	
Remove	2	▶ Spanish 1	0.500	World Languages	
Remove	3	▶ Spanish 1	0.500	World Languages	
Remove	4	▶ Hol Gen & Tolerance Lit	0.500	Language Arts	
Remove	5	▶ Art 2	0.500	Fine Arts	
Remove	6	▶ Teen Cuisine	0.500	Other	

8. **DOUBLE CHECK:**
You should have a total of **7 credits** and **3 alternate choices**

9. When you are done, click "Lock Course Request" at the top, right.

Lock Course Requests

10. Come to an open lab or see your counselor if you have any questions

RED FLAGS!

- Note any comments in the comment box
- Make sure you have a total of **7 credits** and **3 alternates** selected
- Look in the curriculum guide for any fees attached to classes

Selected Course Requests					
Click here to change course requests					
Selection Time Period: 2/11/2016 - 3/18/2016					
Ln	Course Title	Course ID	Credit	Course Fee	Department
1	▶ Algebra 2	020561	0.500		Math
2	▶ Algebra 2	020562	0.500		Math
3	▶ Art 1	051541	0.500		Fine Arts
4	▶ Geometry	020722	0.500		Math
5	▶ Hol Gen & Tolerance Lit	01999	0.500		Language Arts
6	▶ Horticulture	18052	0.500		Science
7	▶ LA 11	010031	0.500		Language Arts
8	▶ LA 11	010032	0.500		Language Arts
9	▶ Natural Resources	185041	0.500		Science
10	▶ Natural Resources	185042	0.500		Science
11	▶ PE 300	08013	0.500		Physical Education
12	▶ Psychology	04254	0.500		Social Studies
13	▶ US History 11	041011	0.500		Social Studies
14	▶ US History 11	041012	0.500		Social Studies
Total			7.000		

Alternate Elective Requests (<i>in preference order</i>) - Select at least 3					
Ln	Course Title	Course ID	Credit	Course Fee	Department
1	▶ Ceramics 1	051591	0.500		Fine Arts
2	▶ Spanish 1	061011	0.500		World Languages
3	▶ Spanish 1	061012	0.500		World Languages
4	▶ Fitness	08009	0.500		Physical Education
5	▶ Bus Tech 1	10004	0.500		Business
6	▶ Tech Theatre	05056	0.500		Fine Arts

Click here to change course requests

} = 3 at least

If you have any questions or need help with this process come see your counselor or come to one of our open labs for help