



# Dinuba Unified School District Introduction to Redistricting

November 18, 2021

Dr. Jeff Tilton, Senior Consultant  
National Demographics Corporation

# Redistricting Process

---

Step	Description
<b>Census Data Releases</b>	<ul style="list-style-type: none"><li>• Census Bureau releases official 2020 Census population data – Aug. 12</li><li>• California’s official ‘prisoner-adjusted’ 2020 redistricting data – Sept. 21, 27</li></ul>
<b>Board Meeting</b> November 18, 2021	<ul style="list-style-type: none"><li>• Review 2020 Census data</li><li>• Direct on next steps</li></ul>
<b>Board Meeting</b> December 16, 2021	<ul style="list-style-type: none"><li>• Review draft maps; possibly select a map</li><li>• Direct on next steps, if necessary</li></ul>
<b>Board Meeting</b> January 13, 2022	<ul style="list-style-type: none"><li>• If necessary, review draft maps; select a map</li></ul>

**Dates subject to change**

# Redistricting Rules and Goals

## Federal Laws

- Equal Population
- Federal Voting Rights Act
- No Racial Gerrymandering



## California Criteria

- Geographically contiguous
- Undivided neighborhoods and “communities of interest”
- Easily identifiable boundaries
- Compact

**Prohibited:** “Shall not favor or discriminate against a political party.”

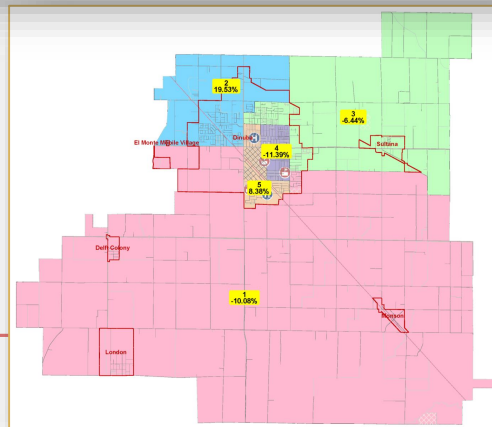
## 3. Other Traditional Redistricting Principles

- Minimize voters shifted to different election years
- Respect voters’ choices / continuity in office
- Future population growth
- Preserving the core of existing districts

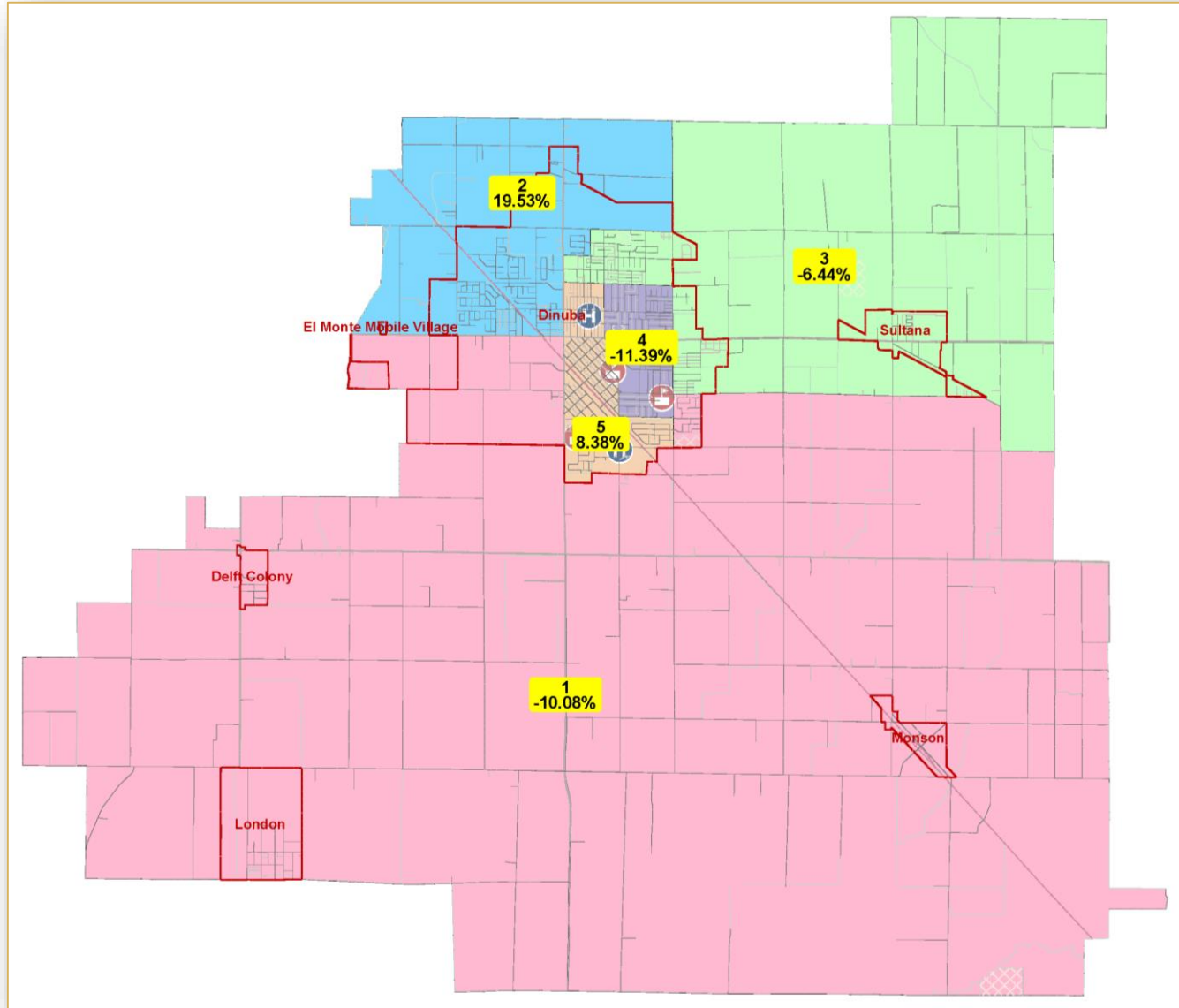
# 2020 Census

## *Dinuba Unified School District - Current Plan*

Category	Field	1	2	3	4	5	Total
2020 Census	Total Population	5,645	7,504	5,874	5,563	6,804	31,390
	Population Deviation	-633	1,226	-404	-715	526	1,941
	Pct. Deviation	-10.08%	19.53%	-6.44%	-11.39%	8.38%	30.92%
Total Pop.	Hispanic/Latino	81%	84%	84%	89%	92%	86%
	NH White	16%	11%	12%	9%	6%	10%
	NH Black	0%	0%	0%	0%	0%	0%
	NH Asian/Pac.Isl.	2%	4%	3%	2%	1%	3%
	NH Native Amer.	1%	0%	0%	0%	0%	0%
Citizen Voting Age Pop	Total	2,868	3,469	3,265	2,445	2,822	14,868
	Hisp	61%	72%	76%	75%	82%	73%
	NH White	33%	23%	22%	24%	15%	23%
	NH Black	1%	0%	0%	0%	1%	1%
	Asian/Pac.Isl.	4%	5%	2%	0%	2%	3%
	Native Amer.	3%	0%	1%	0%	0%	1%

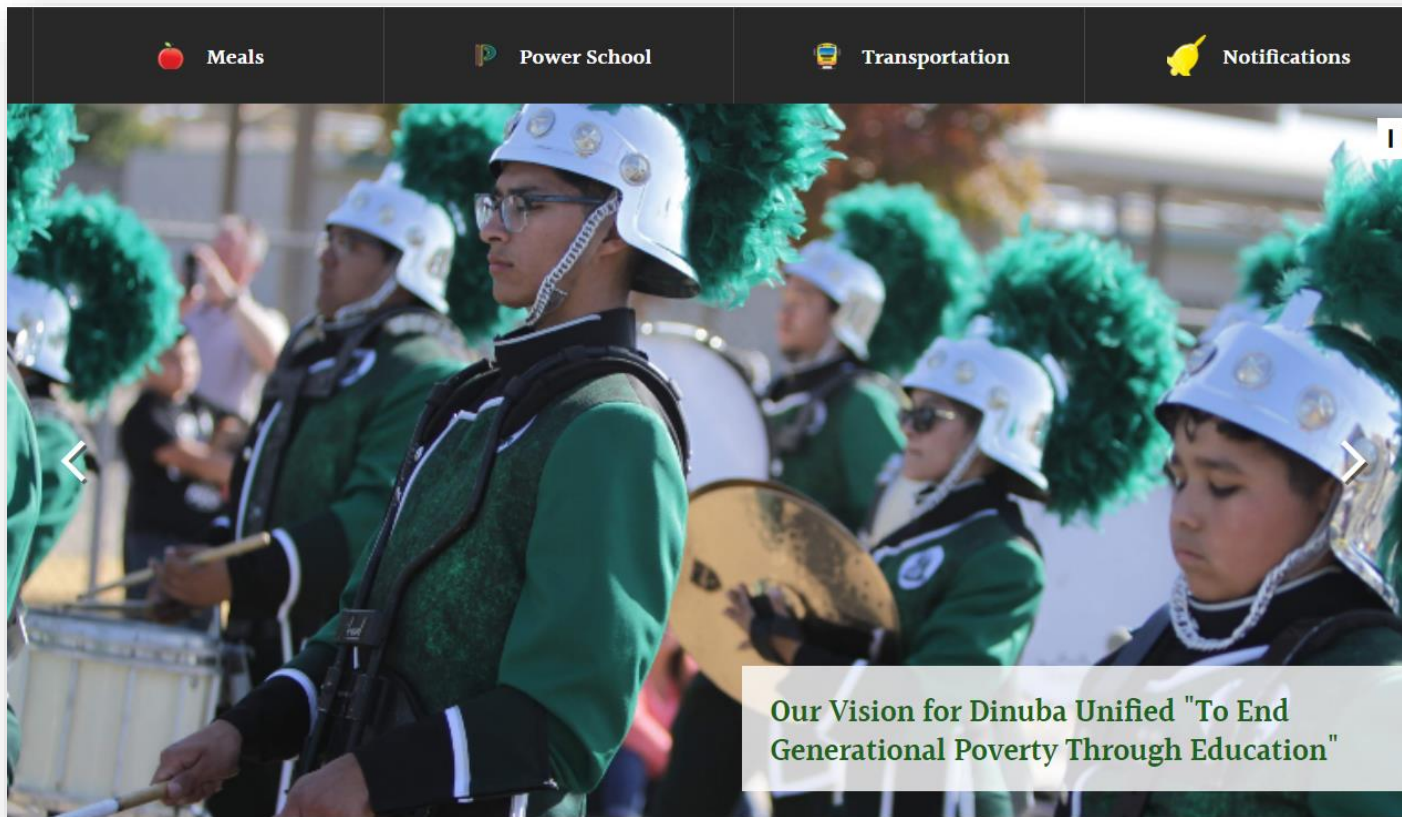


# Board Discussion



# Stay Connected

---



[dinuba.k12.ca.us](http://dinuba.k12.ca.us)

559.595.7200