



# Redlands Unified School District

## LCAP Advisory Committee Meeting

April 8, 2021



*Welcome!*

# ¿Necesita traducción?





- Use el botón de interpretación y seleccione español para conectarse con el traductor de esta noche.







# Zoom “Asks”



Please **RENAME** yourself to “Role: First Name”

***Example- Certificated: Adam***

- Click on “Participants” in the bottom toolbar
- Locate your picture and hover over until you see “More”
- Click “Rename”

•Roles - Certificated, Classified, Management, Parent, Community, Student

...Thoroughly engage with each other

*Please honor self-care needs but try to avoid multitasking if possible. We appreciate the effort!*

...Use the chat box if you have a question

*Remember this is public - treat it just like asking a question at an in-person PD*

...when you’re not talking



Comments



*Redlands Unified School District*

Questions about in



Google Forms

# Questions & Feedback



# Let's Connect

On a scale of Baby Yoda, how are you feeling today?



# Schedule & Agendas

## **February 18 – LCAP New Member Overview & Introduction**

### **March 4 – Meeting #1**

Welcome & Intro  
Review State Priorities & Law  
Purpose of LCAP  
Review Schedule & Purpose of Each Meeting  
Supplemental & Concentration Money/Unduplicated Count  
2019-20 LCAP Review, 2020-21 LCP Review, RUSD Reopening Plan Review

### **March 18 – Meeting #2**

Welcome & Intro  
Overview of Programs  
Review of Current Plan in Place & Impact  
Share District-Level Academic Achievement Data and Dashboard Information

### **April 8 – Meeting #3**

Welcome & Intro  
Review Results of Community Input  
Identify Gaps between Current Plan and Community Input  
Question & Answer Panel

### **April 22 – Meeting #4**

Welcome & Intro  
Prioritize Themes  
Match Themes to 8 Priorities  
Evaluate Current Programs (keep/add/drop)

### **May 6 – Meeting #5 (if needed May 20 – Mtg #6)**

Welcome & Intro  
Identify New Recommendations







# Objectives for Today's Meeting



- ❧ Understand local LCAP metrics including data connected to Community Input
- ❧ Understand how community feedback fits in the goals of LCAP and intent of funding
- ❧ Align Actions and Services currently implemented with Stakeholder Feedback
- ❧ Provide feedback on status of current and existing programs



# ities & ions

## GOAL 2: Positive School Environment

Description (optional)



Elementary Counselors \*

increase

maintain

reduce

PBIS Implementation Support (training, materials, personnel) \*

increase

maintain

reduce

- Dual Immersion
- English classes for parents (Plaza Comunitaria)
- Expand GATE testing
- Foster Math Clubs or STEM Clubs
- Life Skills Courses
- Restorative Justice practices (Youth Court)
- Restroom/Facilities: air conditionin...
- Safety and Security- addressing op...
- Saturday School Enrichment
- Socio/Emotional Curriculum K-12 (e...
- Summer School Accessibility (not h...
- Support 6th & 9th Grade Transition...
- Increase Secondary Counselors



# The guiding principles for the *LCAP*...



*Increased or improved student services or programs for the students that generated the funds...*



*LCAP programs or services are making a measurable difference in student's achievement and preparation (through the use of data)*



# LCAP Metrics



☞ California Dashboard Data  
(from last meeting)

☞ Progress towards Non-Dashboard Data



# CALIFORNIA ACCOUNTABILITY MEASURES



## 2019-2020

Chronic Absenteeism



Orange

Suspension Rate



Orange

English Learner Progress



No Performance Color

Graduation Rate



Green

College/Career



Green

English Language Arts



Green

Mathematics



Yellow

Basics: Teachers, Instructional Materials, Facilities

STANDARD MET

Implementation of Academic Standards

STANDARD MET

Parent and Family Engagement

STANDARD MET

Local Climate Survey

STANDARD MET

Access to a Broad Course of Study

STANDARD MET

Redlands USD CA Dashboard





# LCAP Metrics



## **Goal 1**

Continue existing efforts to foster student academic success by creating a cohesive focused, base program for all students.

Metrics /Indicators	Bas eline	2017-18	2018-19	2019-20	Progress
SARC Reporting FIT Reports	100% of schools meet "Exemplary" or "Good" standard	Maintain 100%	Maintain 100%	Maintain 100%	100%
Teacher Assignment	100% of RUSD teachers are appropriately assigned	Maintain 100%	Maintain 100%	Maintain 100%	100%
Instructional Materials Aligned to State Standards	100% of students have the current board adopted materials	Maintain 100%	Maintain 100%	Maintain 100%	100%

# RUSD Data Analysis

What does the student achievement and other related data tell you about the strengths and needs of our students and programs?

1. Use the [Jamboard link](#) provided, to identify the strengths (+), and the opportunities for growth (-) found in the CA Dashboard Indicators.

Strengths	Areas of Concern



# RUSD Local Data

1. **Local Achievement Data** – STAR Reading and Math (Grades 1-8), Lexia Reading (Grades K-8), Dreambox Math (K-5), Trimester 1 Reading and Math Grades (K-5), Semester 1 English and Math Grades (6-12)
2. **Local Climate Data** – Kelvin Pulse Data (Students, Staff, and Families)
3. **LCAP Self Assessment Survey** – see LCAP metrics for all or next slide for highlights







# LCAP Self Assessment



☞ Rate the local educational agency's progress in providing professional learning for teaching to the recently adopted academic standards and/or curriculum frameworks identified below. :

- ELA - 5 (Full with Sustainability)
- Math - 5 (Full with Sustainability)
- ELD - 4 (Full Implementation)
- NGSS - 3 (Initial Implementation)
- HSS - 4 (Full Implementation)

☞ Rate the local educational agency's progress implementing each of the following academic standards adopted by the State Board of Education for all students.

- CTE - 4 (Full Implementation)
- Health - 4 (Full Implementation)
- PE - 4 (Full Implementation)
- VAPA - 4 (Full Implementation)
- World Language - 3 (Initial Implementation)

# RUSD Data Analysis

What does the student achievement and other related data tell you about the strengths and needs of our students and programs?

1. Use the [Jamboard link](#) provided, to identify the strengths (+), and the opportunities for growth (-) found in the CA Dashboard Indicators.

Strengths	Areas of Concern





# Break







# Input from Community Engagement



## Thoughtexchange Report

January 2020 Global Exchange

January 2020 HS Exchange

June 2020 Safe Return Exchange

**BRING PEOPLE TOGETHER.**

"We went from literally 20 people to thousands. The more voices we have, the better we are."  
 Dr. David Vannasdale, Superintendent, Arcadia Unified School District

**ENGAGE 10X MORE PEOPLE IN 1/10 THE TIME**

Whether it's staff, students, parents or whole communities, **Thoughtexchange** effortlessly connects you to your stakeholders. People confidentially share thoughts, appreciate other points of view and understand how perspectives connect to decisions. Patented analysis and visualization tools provide the insights you need to take action with confidence.

**Thoughtexchange is as:**

- Productive as a meeting
- Simple as a survey
- Engaging as social media

**Use Thoughtexchange to inform:**  
 Bond & facility planning | Strategic planning | Boundary, calendar & start time changes  
 Staff & student experience | And more!

**How it works**

**SHARE**

Easily send important questions and let any number of people quickly and confidentially contribute thoughts.

**STAR**

Important thoughts rise to the top as people consider all thoughts and rate them by assigning stars.

**DISCOVER**

Learn what's important to the group and use insights to inform decisions with buy-in from stakeholders.

1



**SHARE**

Where you **answer** 2 or 3 open ended questions.

2



**STAR**

Where you **review** ideas from others and put stars next to the ideas you like best.

3



**DISCOVER**

Where everyone **learns** what was important.





# Thought Exchange Results



January 2020



June 2020



# Navigating ThoughtExchange

Thoughtexchange is the way to lead group discussions about things that matter.



What are the top themes in both exchanges?



How are these themes currently recognized and/or supported?



What additional themes should be considered for new/increased support?

Identify top themes in our Thought Exchange process and any current LCAP actions/services that support that theme.

# Parents



**(SAMPLE) Theme:  
Academics - College  
& Career Prep -  
LCAP goal 4.2 -  
materials and  
supplies for CTE  
pathways at the HS**

## Let's Explore the Themes and current services...





# LCAP Budget & Program Summary

## LCAP S/C Program Expenditures (\$25,654,834)

- 1) \$3,705,294 - Base Program
  - 1.2 - M/O PLC staffing, Special Projects (\$1,235,000)
  - 1.3 - Rubicon Atlas / Key Data Systems / Illuminate (\$345K)
  - 1.4 - Site funding for Student Interventions & Academic Supports (\$2,247,541 SSP/General Fund)
  - 1.7 - Parent / Community Engagement (District App, Parent Portal, Parent Engagement Technician, Web Manager, App Specialists, IT staffing, Infrastructure)(\$1,689,116)
  - 1.8 - Teacher Induction Support (\$225,000)
  - 1.9 - LCAP Program Oversight (\$211,178)
- 2) \$5,022,706 - Positive School Environments
  - 2.1 - Increased Elementary and Middle School Counselors (\$2,712,250)
  - 2.2 - Contract Drug Testing Services (\$65K MEDI Funds)
  - 2.2 - IST Leader Stipend (\$79,239)
  - 2.2 - Elementary APs, Security Manager, HS SRO, Campus Monitors, Raptor

opportunities

Underperforming Student Groups  
Specialists (\$473,687)

\$35K)  
High proficient pupils (\$2,427,643.00)  
enter

(\$1,487,112)





# Q & A Opportunity



- ❧ Dr. Wagner, Asst. Superintendent of Ed Services
- ❧ Jaime Cortz, Director of Ed Tech & Assessment
- ❧ John Juniper, RCSS Program Specialist



# Break





# LCAP Budget & Program Summary

What programs/services are already represented in the RUSD LCAP?

## LCAP S/C Program (\$25,654,000)

- 1) \$3,705,294 - Base Program
  - 1.2 - M/O PLC staffing, Special Projects (\$1,000,000)
  - 1.3 - Rubicon Atlas / Key Data Systems / Ill...
  - 1.4 - Site funding for Student Interventions SSP/General Fund
  - 1.7 - Parent / Community Engagement (Dis...
  - 1.8 - Teacher Induction Support (\$225,000)
  - 1.9 - LCAP Program Oversight (\$211,178)

- 2) \$5,022,706 - Positive School Environments
  - 2.1 - Increased Elementary and Middle School Counselors (\$2,712,250)
  - 2.2 - Contract Drug Testing Services (\$65K MEDI Funds)
  - Community Manager, HS SRO, Campus Monitors, Raptor

Learning Opportunities

Programs for Underperforming Student Groups  
Specialists (\$473,687)

Grade (\$35K)  
English proficient pupils (\$2,427,643.00)  
ment Center

and PD (\$1,487,112)

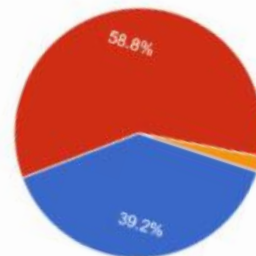
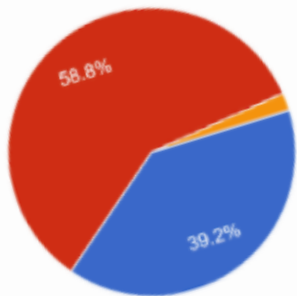




# LCAP Budget & Program Summary

Administrative  
Team priority  
ranking

LCAP Advisory  
Committee  
priority ranking






*Redlands Unified School District*  
**Local Control Accountability Plan  
Advisory Committee**

Questions about i

k:



Google Forms

# Questions & Answers

