



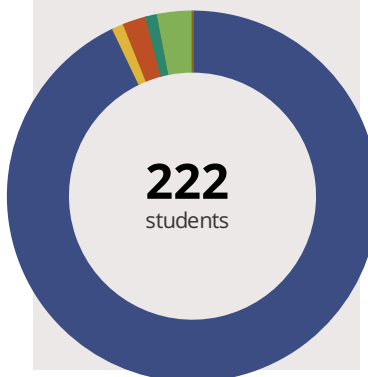
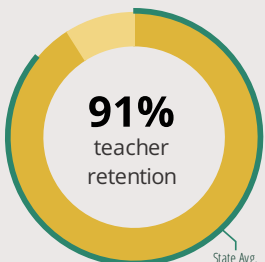
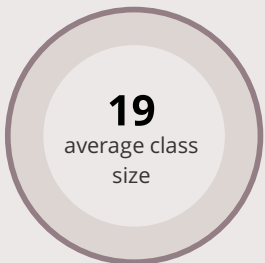
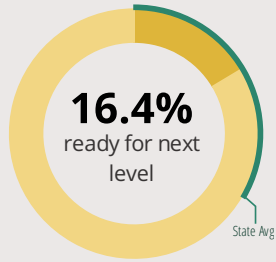
# Warrensburg-Latham Middle Sch

425 W North St Warrensburg, IL 62573 (217) 672-3531

Grades: 6 - 8  
District: Warrensburg-Latham CUSD 11

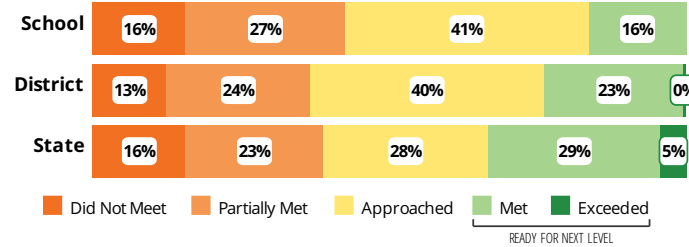
Principal: Mr. Paul Hoffman  
Superintendent: Dr. Kristen Kendrick-Weikle

## FAST FACTS



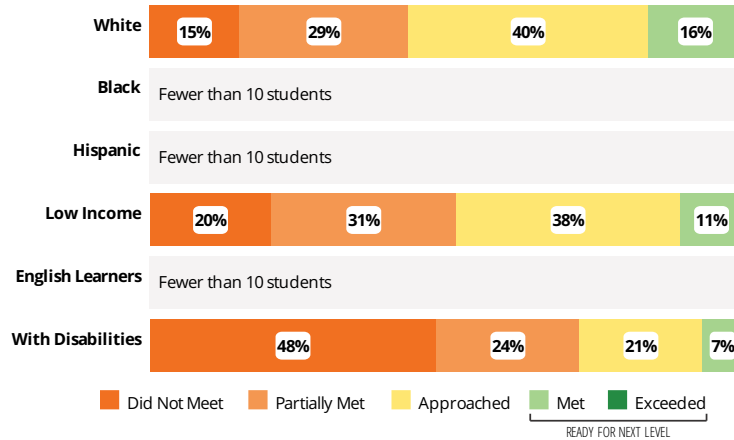
## Academic Success

All Illinois students in grades 3-8 take the PARCC assessment each year. High school students take the SAT in Math and English Language Arts.



## Success by Student Group

This display shows PARCC performance levels for each student group. No data is shown for groups with fewer than 10 students



## Student Characteristics

White	92%	Low Income	37%
Black	1%	English Learners	0%
Hispanic	2%	With Disabilities	10%
Asian	1%	Homeless	1%
American Indian	0%		
Two or More Races	3%		
Pacific Islander	0%		

## School Environment



The **5Essentials Survey** allows students in grades 6-12 and all teachers to share their perspectives on essential conditions for learning. The anonymous survey consists of 5 components.

- Most implementation
- More implementation
- Average implementation
- Less implementation
- Least implementation
- Not Applicable/Low Response

### Response Rates

Students	-
Teachers	-

### Effective Leaders

Do principals and teachers implement a shared vision for success?

### Collaborative Teachers

Do teachers collaborate to promote professional growth?

### Ambitious Instruction

Are classes challenging and engaging?

### Supportive Environment

Is the school safe, demanding, and supportive?

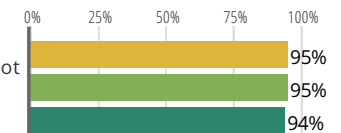
### Involved Families

Does the entire staff build strong external relationships?

## Student Attendance and Mobility

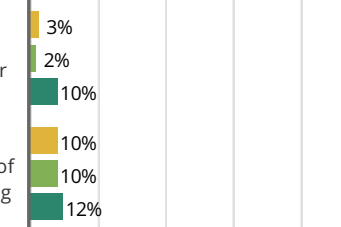
### Attendance Rate

Rate at which students are present at school, not including excused or unexcused absences



### Chronic Truancy Rate

Percentage of students who have been absent without valid reasons for 5% or more of regular school days



### Student Mobility

Percentage of students who transfer in or out of the school during the school year, not including graduates





# Warrensburg-Latham Middle Sch

## School Highlights

### Academic Courses

WLMS serves students in grades 6-8 and is located on one campus. Each classroom has a Promethean Interactive Board, and there are multiple computer labs for students as well as mobile Chromebook labs. Students are able to download books from the library using the 3M app. Teachers are highly committed to providing students with meaningful and eng

### Physical Education, Heath and Wellness

Warrensburg-Latham students (6-8) are enrolled in daily Physical Education. Eighth grade Physical Education class has a Health component included in its curriculum.

### Other Programs and Activities

Art Club, Band, Booster Club, Career Education Events, Drama/Theatre, Math Club, National Honor Society, Robotics Club, Student Council, Warrensburg-Latham Education Foundation, W-L Lions Club, Yearbook Club

### School Awards

Our school has had many years of state tournament success for boys/girls basketball, track & field, volleyball, & baseball. Our sports teams are coached by great coaches, many receiving awards from county and state levels.

## Career Development Courses and Programs

### Athletics

WLMS has a long standing history of successful athletic programs. Students are able to participate in a number of sports throughout their middle school years. We have a large number of students who participate in extra-curricular activities. Many of our students attend extracurricular event to cheer on their classmates.

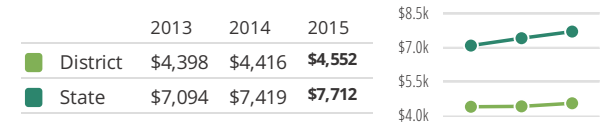
## School Personnel Resources

Paraprofessional, Special Education Teacher

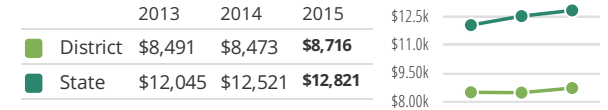
## Facilities

## District Finance

**Instructional Spending per Pupil** includes only the activities directly dealing with the teaching of students or the interaction between teachers and students.



**Operational Spending per Pupil** includes all costs for overall operations in this school's district, including Instructional Spending, but excluding summer school, adult education, capital expenditures, and long-term debt payments.



## Educator Measures

This school has had **2 principal(s)** over the past 6 years. In the last three years, an average of **91% of teachers** return to this school each year.

## FOR MORE INFORMATION

Visit [IllinoisReportCard.com](http://IllinoisReportCard.com) to see additional details about each item of information for this school. There you will find charts spanning multiple years, detailed explanations, resources, more of the school's programs and activities, and powerful tools that let you dig deeper into data.

Most of this data has been collected by ISBE from school districts through data systems. Some information, such as the School Highlights, is entered directly by principals and can be updated throughout the year.