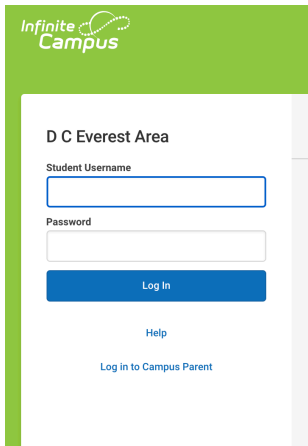


# How to Register for Courses in Infinite Campus

**Step 1:** Log into Infinite Campus



Infinite Campus

D C Everest Area

Student Username

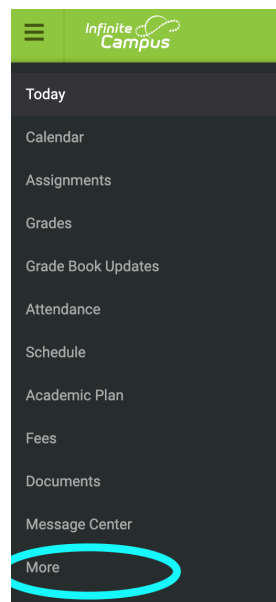
Password

Log In

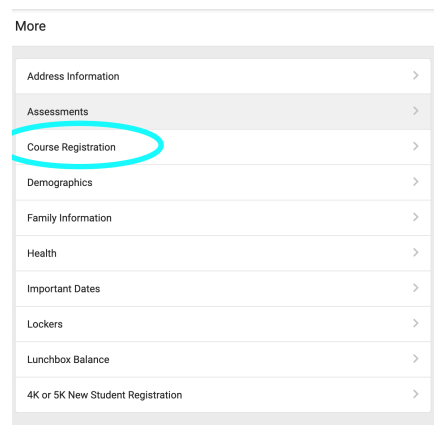
Help

Log in to Campus Parent

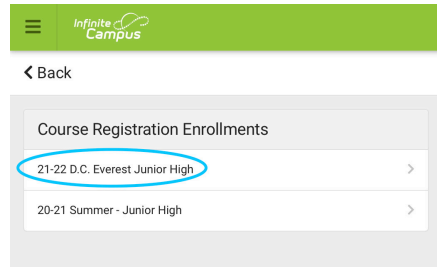
**Step 2:** Click "More" on the left of the screen



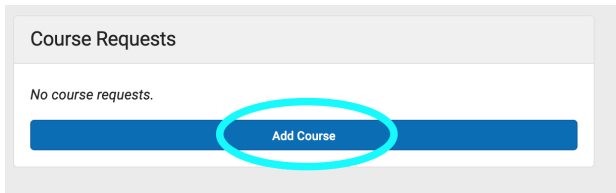
**Step 3:** Click on "Course Registration"



**Step 4:** Click on D.C. Everest Junior High

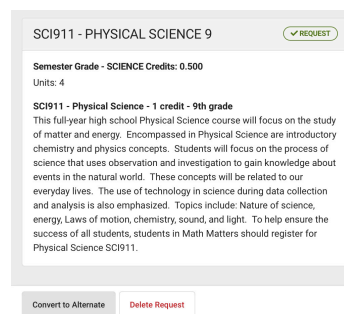
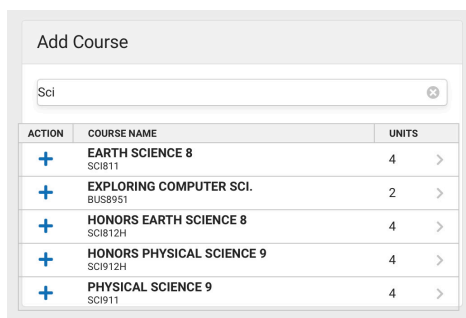


**Step 5:** Click on "Add Courses"



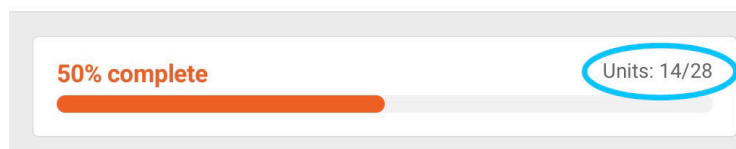
**Step 6:** Search for the courses you need. You can **add** a course by clicking the blue plus sign or delete a course by clicking delete at the bottom.

- Reminder to add your Required Course first before your Elective Courses

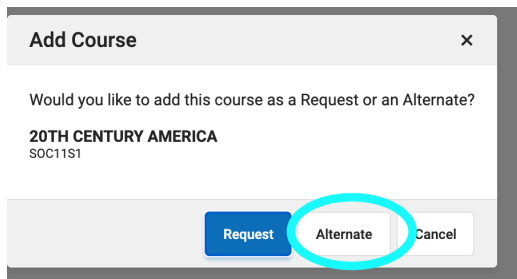


**Optional:** If you want to know more about a certain course, click on the course to read a course description.

**Step 7:** Make sure to add up to 22 units of courses (1 semester course= 2 units) and no more than 24 units of courses.



**Step 8:** You must sign up for 3 alternate courses (alternate courses will NOT count as units). When you are done selecting courses, look and make sure you meet all of your graduation requirements.



**Final:** When you are all done, your form should look as picture below. If you have questions, please call the Jr. High Counselors. You do not have to hand anything in or click any submit button. Click the back button at top and you are done.

- **Units** are at 93% or 100% Complete. 22/24 or 24/24
- **Required** are the classes we placed you in.
- **Requests** are the one you want.
- **Alternate** will only be used if one of your request electives can not fit.

COURSE NAME	UNITS
<b>REQUIRED</b>	
PHY.ED. 9 PHY961	2
AMERICAN INSTITUTION SOC921	4
GEOMETRY MAT901H	4
<b>REQUESTS</b>	
ENGLISH 9 ENG931	4
PHYSICAL SCIENCE 9 SCI911	4
WOODS AND TECHNOLOGY TEC89149	2
GERMAN III WLA9122	4
FIT, FOOD, NUTRIT HEA89131	2
<b>ALTERNATES</b>	
FOODS FOR TEENS FAC972	2
DESIGN FOR TECH. TEC89137	2
CONSTRUCTION TECH. TEC89136	2