



**The 2021/22 Financial Year End Report to the Board  
September 1, 2021 through August 31, 2022**

***Dr. Trevor Greene, Superintendent  
Jake Kuper, Executive Director of Finance  
November 15, 2022, Board Meeting***



# 2021-22 Year End Overview of All Funds

	General Fund	Associated Student Body Fund	Debt Seivces Fund	Capital Projects Fund	Transportation Vehicle Fund
Beginning Fund Balance at 9/1/2021	\$ 30,488,851	\$ 605,383	\$ 14,788,780	\$ 4,977,449	\$ 1,779,942
Total Revenues & Other Financing Sources	\$ 276,576,613	\$ 412,134	\$ 28,437,568	\$ 73,631	\$ 602,446
Total Expenditures	\$ (275,695,603)	\$ (378,821)	\$ (8,068,315)	\$ (2,913,689)	\$ (1,153,463)
Transfer To Other Funds/Other Financing Uses	\$ (565,946)	\$ -	\$ (19,027,317)		\$ -
Over (Under) Expenditures and Transfers Out	\$ 315,064	\$ 33,313	\$ 1,341,936	\$ (2,840,058)	\$ (551,018)
Ending Fund Balance at 8/31/2022	\$ 30,803,915	\$ 638,696	\$ 16,130,717	\$ 2,137,391	\$ 1,228,924

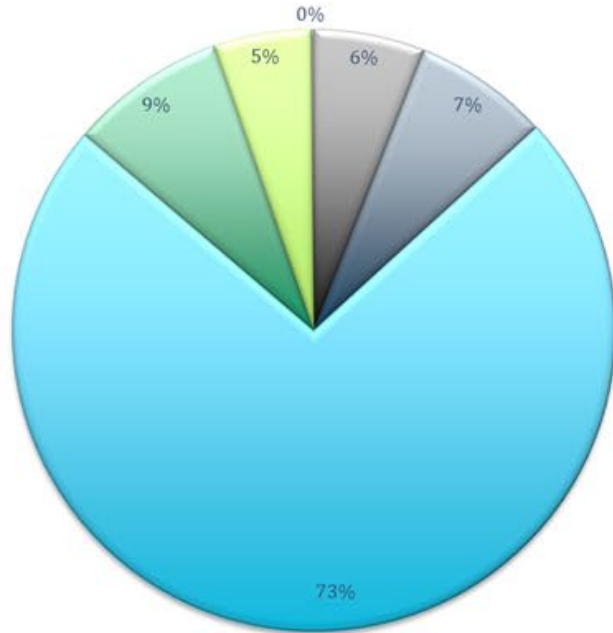
\*\* The Capital Projects Fund includes YV Tech Funds in the amount of \$1,163,266 from the sale of the former YV Tech Building



# General Fund Revenue Comparison 2020/21 to 2021/22

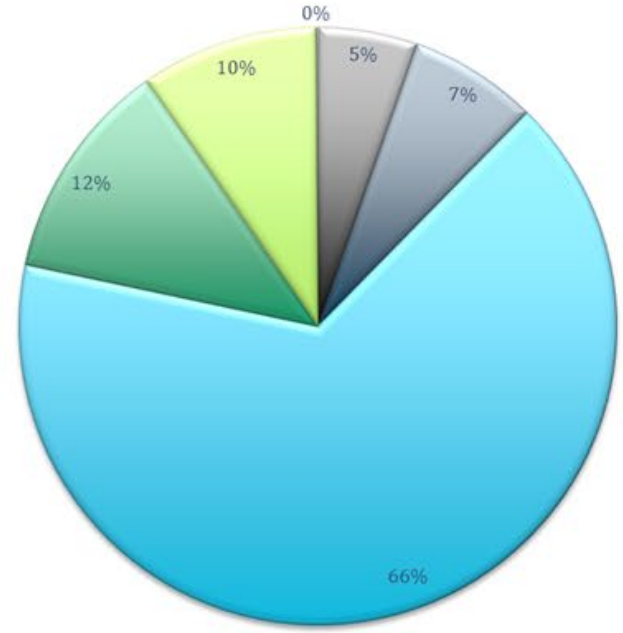
**2020-21**

- Maintenance & Operations Levy
- LEA and Other Local
- State General, Special
- Federal General, Special
- Federal ESSER
- Other From Other Districts/Entities



**2021-22**

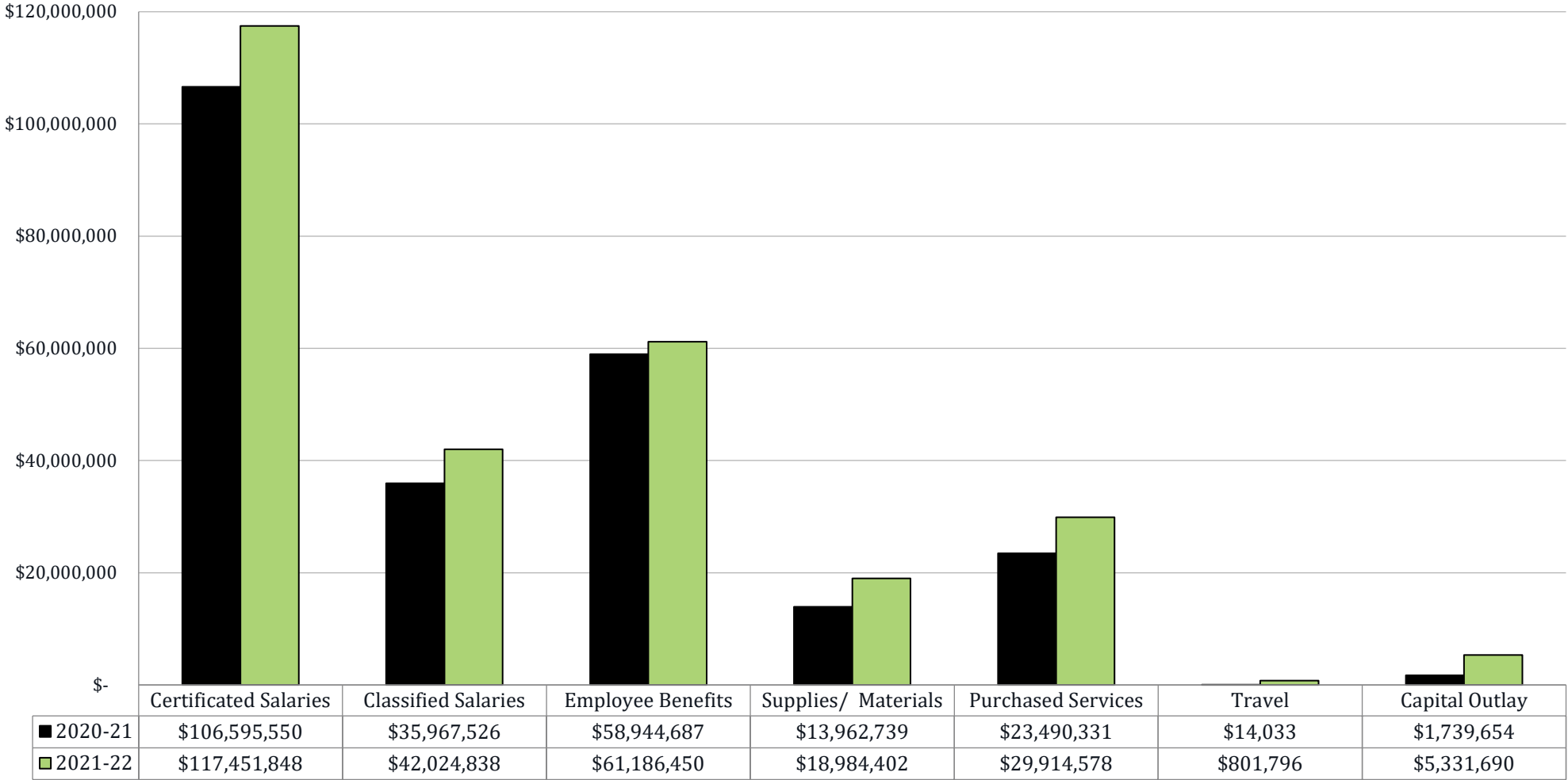
- Maintenance & Operations Levy
- LEA and Other Local
- State General, Special
- Federal General, Special
- Federal ESSER
- Other From Other Districts/Entities



	<b>2020-21</b>		<b>2021-22</b>
Maintenance & Operations Levy	\$ 14,568,652.45	\$	14,917,739.27
LEA and Other Local	\$ 17,718,500.00	\$	19,260,756.58
State General, Special	\$ 177,960,333.09	\$	182,396,434.82
Federal General, Special	\$ 20,472,566.63	\$	33,144,614.23
Federal ESSER	\$ 12,814,272.00	\$	26,554,615.38
Other From Other Districts/Entities	\$ 291,326.80	\$	302,452.92
<b>Total Revenue</b>	<b>\$ 243,825,650.97</b>	<b>\$</b>	<b>276,576,613.20</b>



# General Fund Expenditure Comparison 2020/21 to 2021/22



# 2021/22 ESSER II Expenditures to Safely Reopen Schools and Support Learning Recovery (10 Point Framework)

		<u>Amount Available</u>	<u>Expended 08/31/22</u>	<u>Encumbered</u>	<u>Balance</u>
<b>ESSER II Expenditures</b>		<b>\$22,875,375</b>	<b>\$22,875,375</b>	<b>\$0</b>	<b>\$0</b>
<b>1.</b>	<b>Reopen Schools Safely for In-Person Learning</b> <b>24.33%</b>	5,653,520	5,653,520	0	0
<b>2.</b>	<b>Provide Physical, Mental Health and Well-Being Supports</b> <b>23.00%</b>	5,779,540	5,779,540	0	0
<b>3.</b>	<b>Address Covid Learning Gaps for All Students</b> <b>8.00%</b>	1,802,434	1,802,434	0	0
<b>4.</b>	<b>Address Attendance, Engagement, and Student Transitions</b> <b>2.00%</b>	454,736	454,736	0	0
<b>5.</b>	<b>Ensure High School Students Stay on a Path to Post Secondary</b> <b>0.53%</b>	124,476	124,476	0	0
<b>6.</b>	<b>Ensure High Quality Curriculum &amp; Instruction</b> <b>5.31%</b>	1,226,352	1,226,352	0	0
<b>7.</b>	<b>Explore and Implement New Education Delivery Models</b> <b>22.85%</b>	4,725,848	4,725,848	0	0
<b>8.</b>	<b>Close the Digital Divide</b> <b>5.00%</b>	1,090,937	1,090,937	0	0
<b>9.</b>	<b>Create Balanced Assessment &amp; Accountability Systems</b> <b>1.41%</b>	322,853	322,853	0	0
<b>10.</b>	<b>Recruit and Retain Talented Educator Workforce</b> <b>7.57%</b>	1,694,679	1,694,679	0	0



# 2021/22 ESSER III Expenditures to Safely Reopen Schools and Support Learning Recovery (10 Point Framework)

		<u>Amount Available</u>	<u>Expended as of 08/31/22</u>	<u>Encumbered</u>
<b>ESSER III District Expenditures</b>		<b>\$41,280,799</b>	<b>\$8,116,514</b>	<b>\$0</b>
<b>1. Reopen Schools Safely for In-Person Learning</b>	<b>23%</b>	9,494,584	3,843,798	0
<b>2. Provide Physical, Mental Health and Well-Being Supports</b>	<b>27%</b>	11,145,816	2,275,460	0
<b>3. Address Covid Learning Gaps for All Students</b>	<b>7%</b>	2,889,656	164,276	0
<b>4. Address Attendance, Engagement, and Student Transitions</b>	<b>2%</b>	825,616	217,677	0
<b>5. Ensure High School Students Stay on a Path to Post Secondary</b>	<b>1%</b>	412,808	15,000	0
<b>6. Ensure High Quality Curriculum &amp; Instruction</b>	<b>5%</b>	2,064,040	776,029	0
<b>7. Explore and Implement New Education Delivery Models</b>	<b>20%</b>	8,256,160	569,925	0
<b>8. Close the Digital Divide</b>	<b>5%</b>	2,064,040	9,436	0
<b>9. Create Balanced Assessment &amp; Accountability Systems</b>	<b>2%</b>	825,616	175,390	0
<b>10. Recruit and Retain Talented Educator Workforce</b>	<b>8%</b>	3,302,464	69,523	0



# 2021/22 ESSER III 20 % Learning Recovery

		<u>Amount Available</u>	<u>Expended as of 08/31/22</u>	<u>Encumbered</u>	<u>Balance</u>
<b>ESSER III 20% Learning Recovery Expenditures</b>		\$10,320,200	\$2,295,769	\$0	\$8,024,431
<b>1. Staffing Support</b>	<b>15%</b>	1,548,030	0	0	1,548,030
<b>2. Professional Learning</b>	<b>15%</b>	1,548,030	0	0	1,548,030
<b>3. Real Time Data Systems</b>	<b>20%</b>	2,064,040	0	0	2,064,040
<b>4. School Engagement and Accelerated Learning</b>	<b>50%</b>	5,160,100	2,295,769	0	2,864,331



# 2021/22 General Fund - Fund Balance Summary

2021-22 Actual Expenditures				\$	275,695,603	% of Actual Expenditures
Ending Fund Balance 8-31-22	30,803,915					11.17%
		G/L	Title			
Restricted for Carry-Over	2,497,826	821	Restricted			0.91%
Restricted for Skill Center	3,112,275	825	Restricted			1.13%
Restricted for Self-Insurance	1,000,000	845	Restricted			0.36%
Non-Spendable Pre-Paid	514,434	840	Non-Spendable			0.19%
Assigned for Capital Projects	4,500,000	884	Assigned			1.63%
Reserved for Debt Service	700,000	830	Assigned			0.25%
Assigned to other Purposes	1,905,483	888	Assigned			0.69%
Assigned to other Purposes	1,000,000	888	Assigned			0.36%
Total Non-Spendable	514,434					0.19%
Total Restricted	6,610,101					2.40%
Total Assigned	8,105,483					2.94%
Total Designated Fund Balance	\$ 15,230,017					5.52%
Unreserved Fund Balance	\$ 242,305	890	Unassigned (Undesignated)			0.09%
Unassigned Min Fund Bal Policy	\$ 15,331,592	891				5.56%





# SWOT Analysis of the District's 2021/22 Fiscal Year

- **Strengths**

- Adequate Fund Balance to meet Board Policy 1000.2.3
- Sufficient Fund Balance and use of ESSER Funding to position District for the completion of Davis Auditorium
- Prudent use of onetime Federal Funds

- **Weaknesses**

- Enrollment Fluctuations (Stagnation/Decline)
- Continued Gap in Dedicated Revenue for Special Education
- Dependence upon General Fund for Large Maintenance Projects



# SWOT Analysis of the District's 2021/22 Fiscal Year (cont)

- **Opportunities**
  - Future Bond Measure (CFAC)
  - Future Capital Levy
  - Continued expansion/growth of Dual Language
- **Threats**
  - Legislative Session with Potential Cuts
  - Recession and Inflation



**Questions**

*Thank You!*

