


Completing Transportation Registration in Skyward Family Access

Transportation Registration Family One Pager

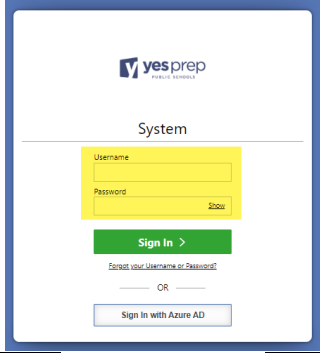
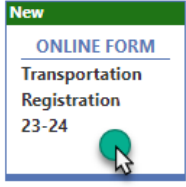
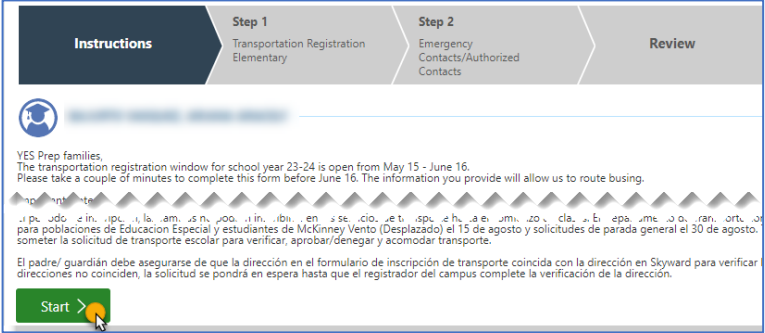
 Parents/Guardians of **ALL returning** students for the school year 2023 - 2024 **must** complete the Transportation Registration Form. The registration form will go live on **May 15, 2023**, with a **DEADLINE** of **June 16, 2023**.

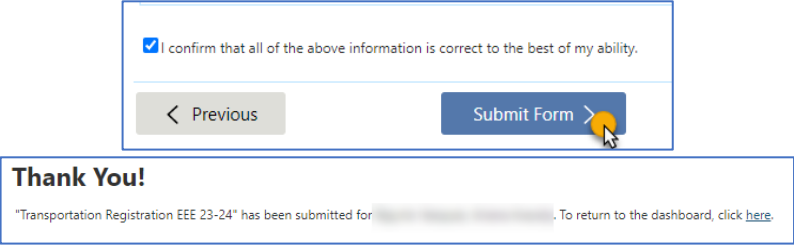
We encourage families to sign up during the Enrollment window to minimize transportation issues. If Parent/Guardian does not submit the Transportation Form during the enrollment window, families will not be able to sign up for transportation services until the start of school with a 2–4-week turnaround from when the Stop Request was submitted to verify, approve/deny, and accommodate transportation.

In Skyward Family Access you can:


- Confirm that your student will need transportation services
- Request special transportation accommodations

Instructions:

<p>Log in to Skyward Family Access at https://skyward.iscorp.com/YesPrepTXStuSTS If you do not remember your username or password, select “Forgot your Username or Password”.</p>	
<p>Once you log in, you will see the tile for the Transportation Registration. Click on the “Transportation Registration 23-24” Tile to open the online form.</p>	
<p>Read the first page instructions, then select “Start” to move to Step 1. Complete each step by completing all required fields then selecting “Complete & Next”. If your physical address in Skyward is not up to date, please contact your campus SIS Clerk or Registrar to update immediately. Once campus personnel has updated the address, the parent/guardian will be able to complete the registration form in Skyward. <i>Families with students in elementary schools will need to confirm or update their emergency contacts on Step 2.</i></p>	

<p>In the review step, you will have the opportunity to review your selections. Confirm your selections are correct, then click "Submit Form".</p> <p>You will then see a Thank You! Message letting you know the form was successfully submitted.</p>	 <p>The screenshot shows a form with a checked checkbox: "I confirm that all of the above information is correct to the best of my ability." Below the checkbox are two buttons: "Previous" and "Submit Form". A mouse cursor is clicking on the "Submit Form" button. Below the buttons is a "Thank You!" message: "Transportation Registration EEE 23-24" has been submitted for [redacted]. To return to the dashboard, click here.</p>
--	--

Formulario de registro de transporte en Skyward Family Access

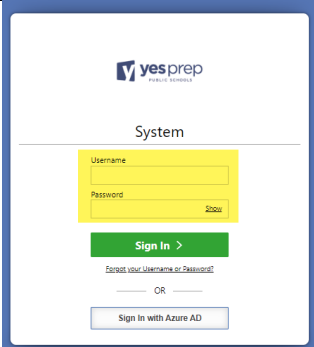
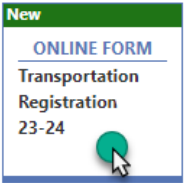
 Los padres/ guardián de **TODOS** los estudiantes que regresaran para el año escolar 2023 - 2024 deben completar el formulario de registro de transporte escolar. El formulario de registro se **activará** el **15 de mayo de 2023** y se debe **completar** el **16 de junio de 2023**.

Alentamos a las familias a inscribirse durante la ventana de inscripción para minimizar los problemas de transporte escolar. Si el padre/ guardián no envía el formulario de transporte durante el período de inscripción, las familias no podrán inscribirse para los servicios de transporte escolar hasta el comienzo de la escuela que tiene un periodo de espera de 2 a 4 semanas para verificar, aprobar /denegar y acomodar transporte.

En Skyward Family Access podrá:

- Confirmar que su estudiante necesita transporte para el año escolar 2023 - 2024
- Solicitar transporte especial

Instrucciones:

<p>Inicie sesión en Skyward Family Access en https://skyward.iscorp.com/YesPrepTXStuSTS Si no recuerda su nombre de usuario o contraseña, seleccione "Forgot your Username or Password".</p>	 <p>The screenshot shows the login page for Skyward Family Access. It features the 'yesprep' logo, the word 'System', and input fields for 'Username' and 'Password'. There is a 'Sign In >' button, a link for 'Forgot your Username or Password', and an option to 'Sign in with Azure AD'.</p>
<p>Una vez que inicie sesión, verá el mosaico para el Registro de transporte.</p> <p>Haga clic en el mosaico "Transportation Registration 23-24" para abrir el formulario en línea.</p>	 <p>The screenshot shows a 'New' tile for 'ONLINE FORM Transportation Registration 23-24'. A mouse cursor is clicking on the tile.</p>

Lea las instrucciones de la primera página y, a continuación, seleccione "Start" para pasar al paso 1.

Complete cada paso y luego seleccione "Complete & Next".

Si su dirección física en Skyward no está actualizada, comuníquese con la secretaria o registradora de su escuela inmediatamente para cambiar su dirección. Después de cambiar su dirección, padre/guardia podrá completar el formulario en Skyward.

Las familias con estudiantes en escuelas primarias deberán confirmar o actualizar sus contactos de emergencia en el Paso 2.

En el paso de revisión, tendrá la oportunidad de revisar sus selecciones. Confirme que sus selecciones son correctas y, a continuación, haga clic en "Submit Form".

Después verás un mensaje que le informa que el formulario se ha enviado correctamente.

Instructions

Step 1
Transportation Registration
Elementary

Step 2
Emergency
Contacts/Authorized
Contacts

Review

YES Prep families,
The transportation registration window for school year 23-24 is open from May 15 - June 16.
Please take a couple of minutes to complete this form before June 16. The information you provide will allow us to route busing.

El padre/ guardián debe asegurarse de que la dirección en el formulario de inscripción de transporte coincida con la dirección en Skyward para verificar direcciones no coinciden, la solicitud se pondrá en espera hasta que el registrador del campus complete la verificación de la dirección.

Start

I confirm that all of the above information is correct to the best of my ability.

< Previous

Submit Form

Thank You!

"Transportation Registration EEE 23-24" has been submitted for [redacted]. To return to the dashboard, click [here](#).