

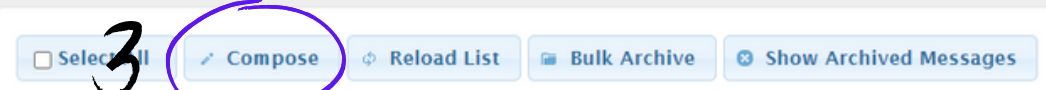
### Dashboard

This student is currently enrolled in 2 courses

### Messages

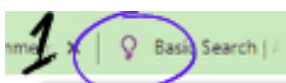
Click on a message and scroll down to view it.

MESSAGES SENT




Select	From	Sent	Subject	ContentsPreview	Read On
<input type="checkbox"/>	Zimmerman, Kelly	Thu Oct 13 2022 11:41:19 GMT-0400 (Eastern Daylight Time)	Tip for Success - Pacing and Gradebook	Hello Test, In addition to being sure you put the time into your	

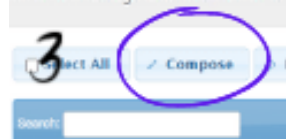
# MESSAGING IS AS EASY AS 1,2,3!



1 BE SURE YOU ARE IN GENIUS. LOOK FOR THE LIGHTBULB. IT'S THE FIRST WINDOW YOU ARE IN WHEN YOU LOG IN.



2 CLICK MESSAGES ON THE LEFT. A NEW WINDOW WILL OPEN.



3 CLICK COMPOSE TO WRITE A MESSAGE. TYPE IN ANY PART OF THE PERSON'S NAME YOU WANT TO SEND A MESSAGE TO. BE SPECIFIC WITH YOUR SUBJECT. GIVE DETAILS IN YOUR MESSAGE. CLICK SEND.