

“Standards. Vision. Preparation. Success!”

B



BERGENFIELD PUBLIC SCHOOL DISTRICT

**2023-24 School Budget
Presentation**

April 24, 2023





Excellence

As always, the Budget process
focuses on the 3 R's:

Responsive, Respectful and Resourceful

- **Responsive** to the needs of students and the community in both educational delivery and continuous school improvements
- **Respectful** of taxpayers in the worst economic crisis of our lifetime.
- **Resourceful** by taking a tough line on efficiency and taking advantage of opportunities to look beyond this year and into the years ahead .



Budget Guiding Principles

- Sustain excellence of Bergenfield Public Schools by:
 - Keeping the focus on teaching and learning
 - Putting resources first and foremost in the classrooms
 - Maintaining high expectations and support for each and every student
 - Recruiting, developing, and sustaining a world-class teaching force
 - Being at the forefront of 21st century learning, such as STEM, robotics, and green technology



Awards and Recognitions

Bergenfield's Reputation as a
National, State, and Local School District Of Excellence



Magna Award



- IEP For Life
Project receives
coveted Magna Award
for 2020
- One of only five
districts of our size
(under 5000 students)
to win the award this
year



One of America's Best High Schools

B



- Bergenfield High School has been ranked among the top 5% of high schools in the United States by the *U.S. News & World Report* in the 2022 Best High Schools survey
- BHS was recognized as being 1,226th in the nation, 52nd in NJ, and the 15th best in Bergen County
- Ranked 850th in the nation for college readiness



K-12 School District Rankings



- The district was ranked 75th in NJ by Niche.com
- Ranked 1,112th in the country out of the 12,261 districts included in the report
- We also ranked 20th in Bergen County



Best Communities for Music Education



- Once again, we were named one of the best communities in the nation for music education by the NAMM Foundation
- Our 14th year in a row making the list and 16th time overall!



Curriculum and Student Achievement


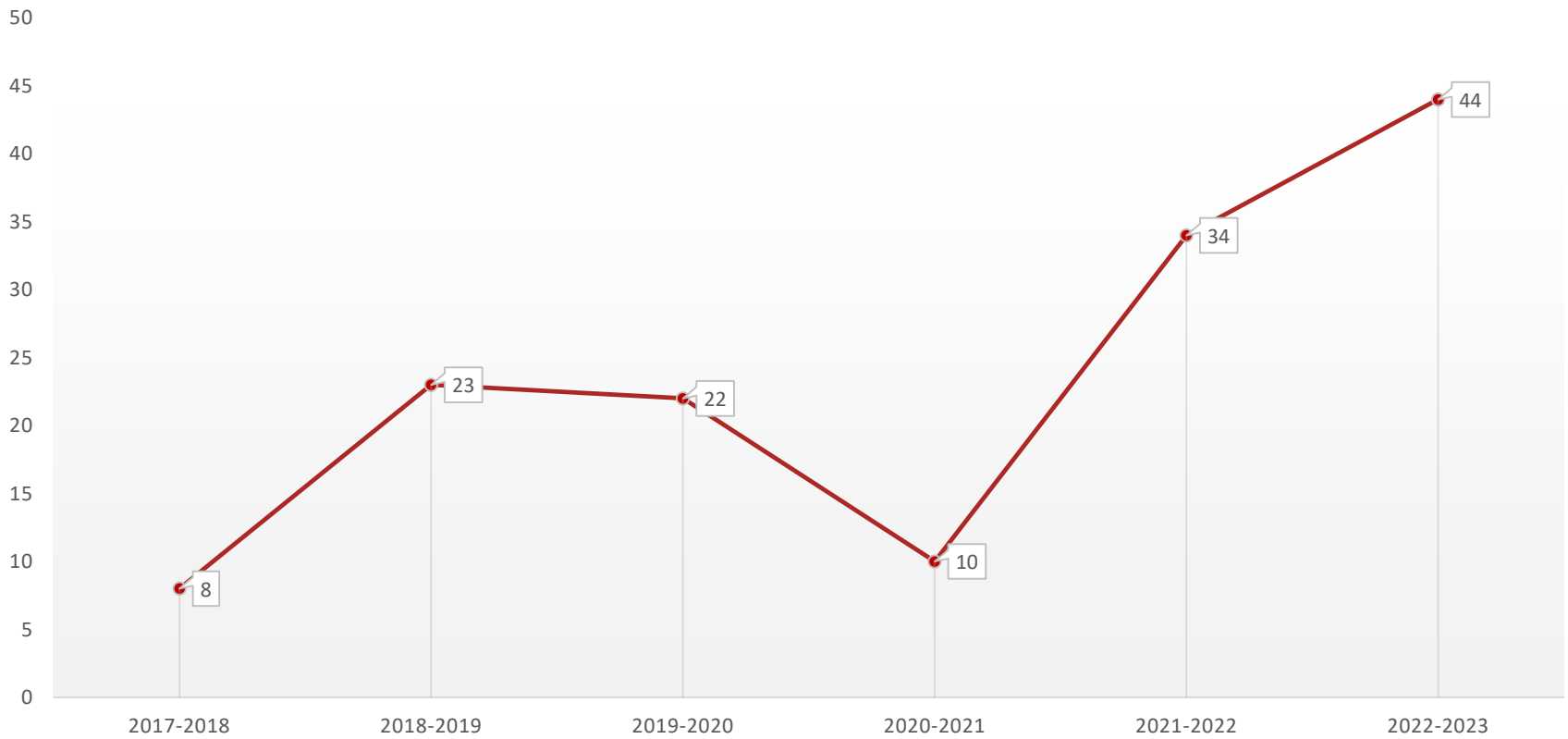


Seal of Biliteracy

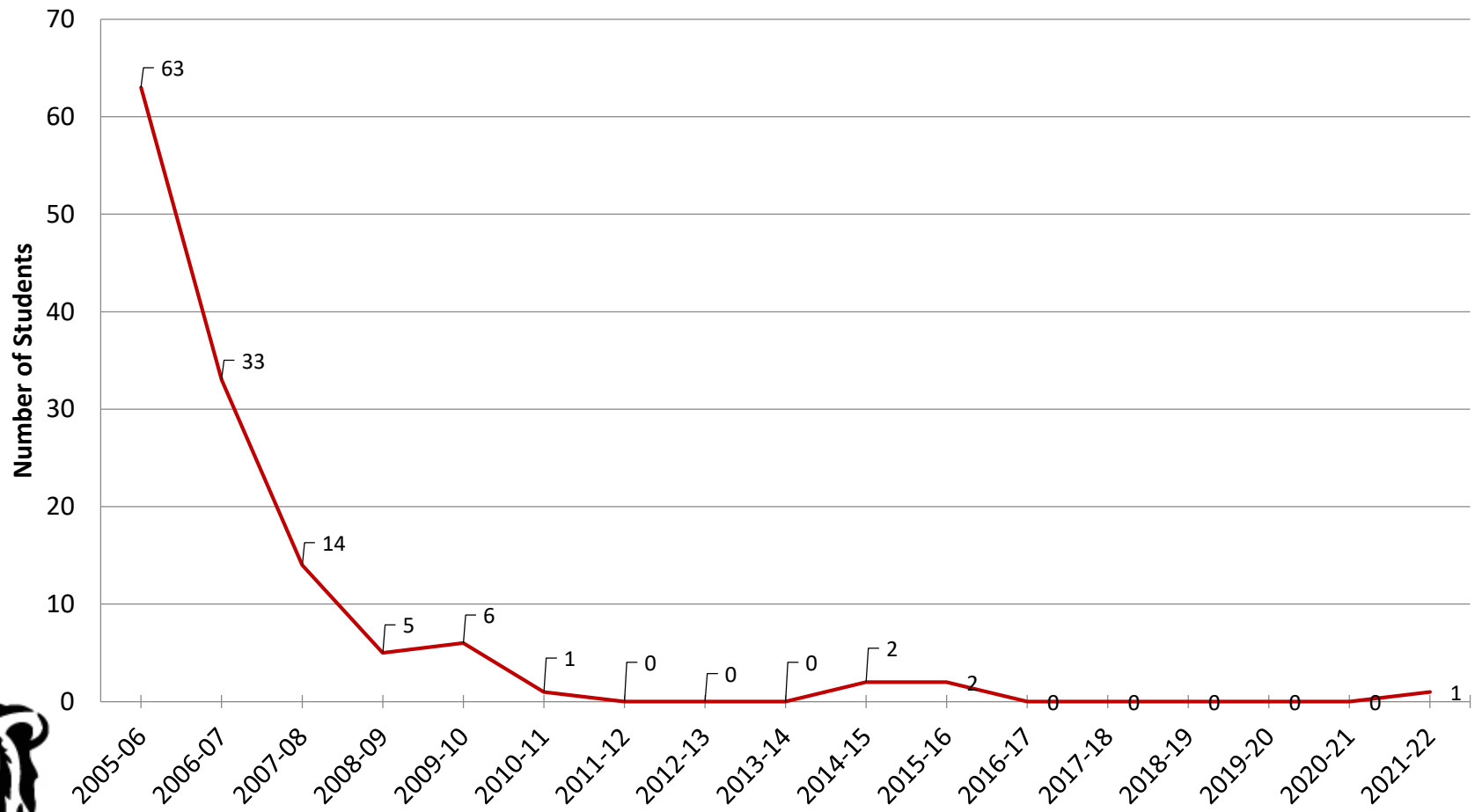


Seal of Biliteracy

Seal of Biliteracy
(Bergenfield High School)

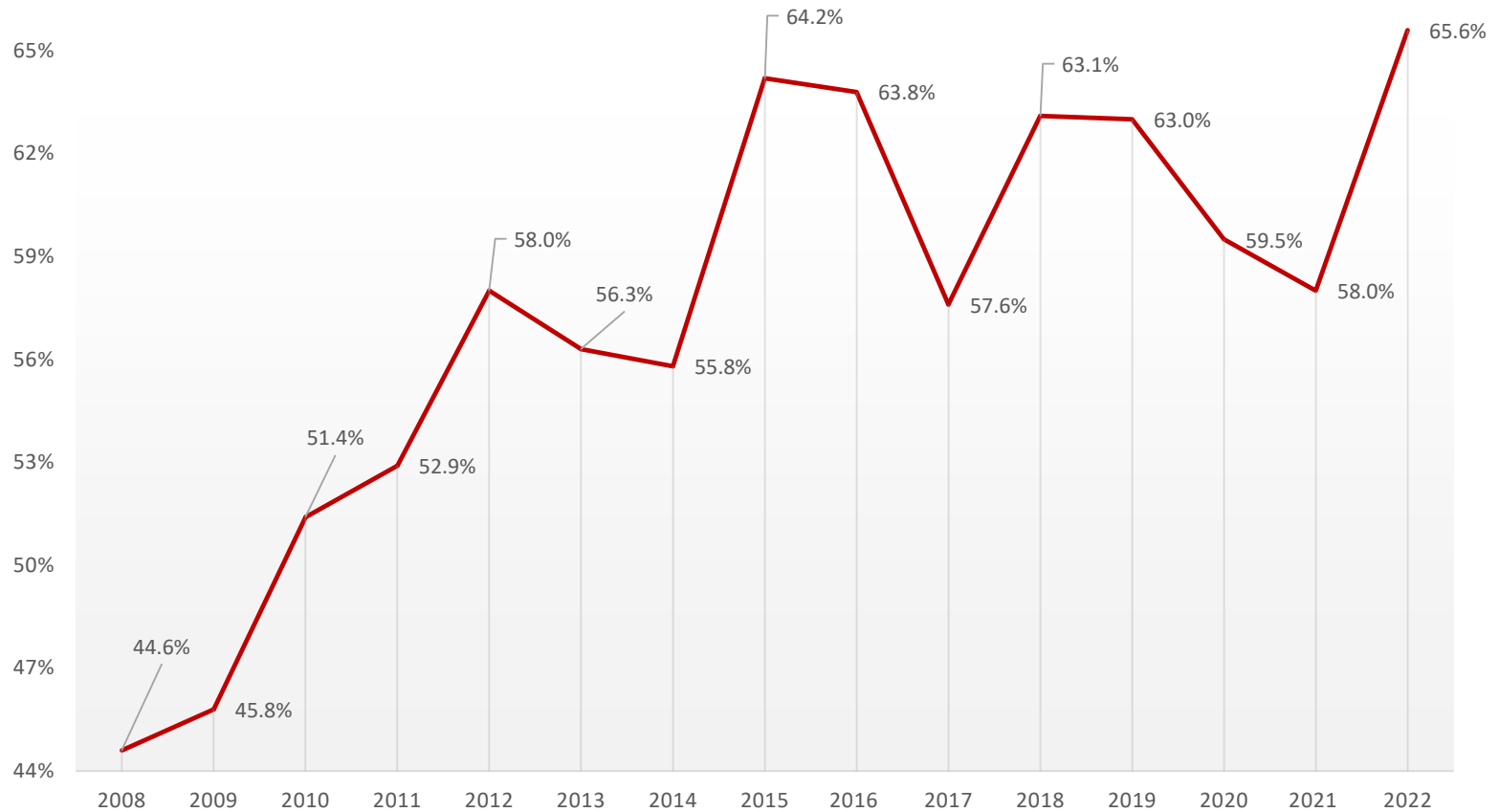


Dropouts

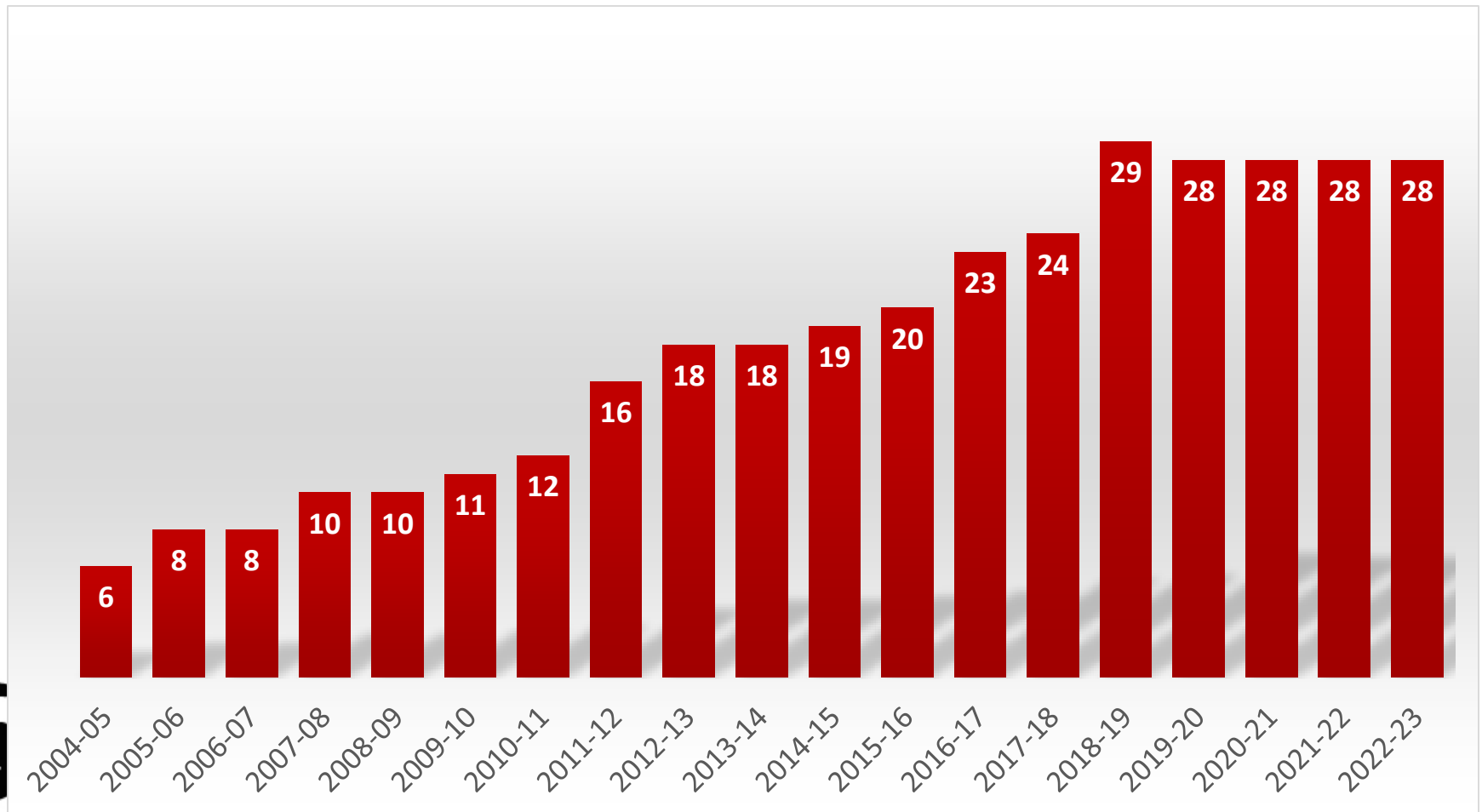


Graduates Attending 4-Year Colleges

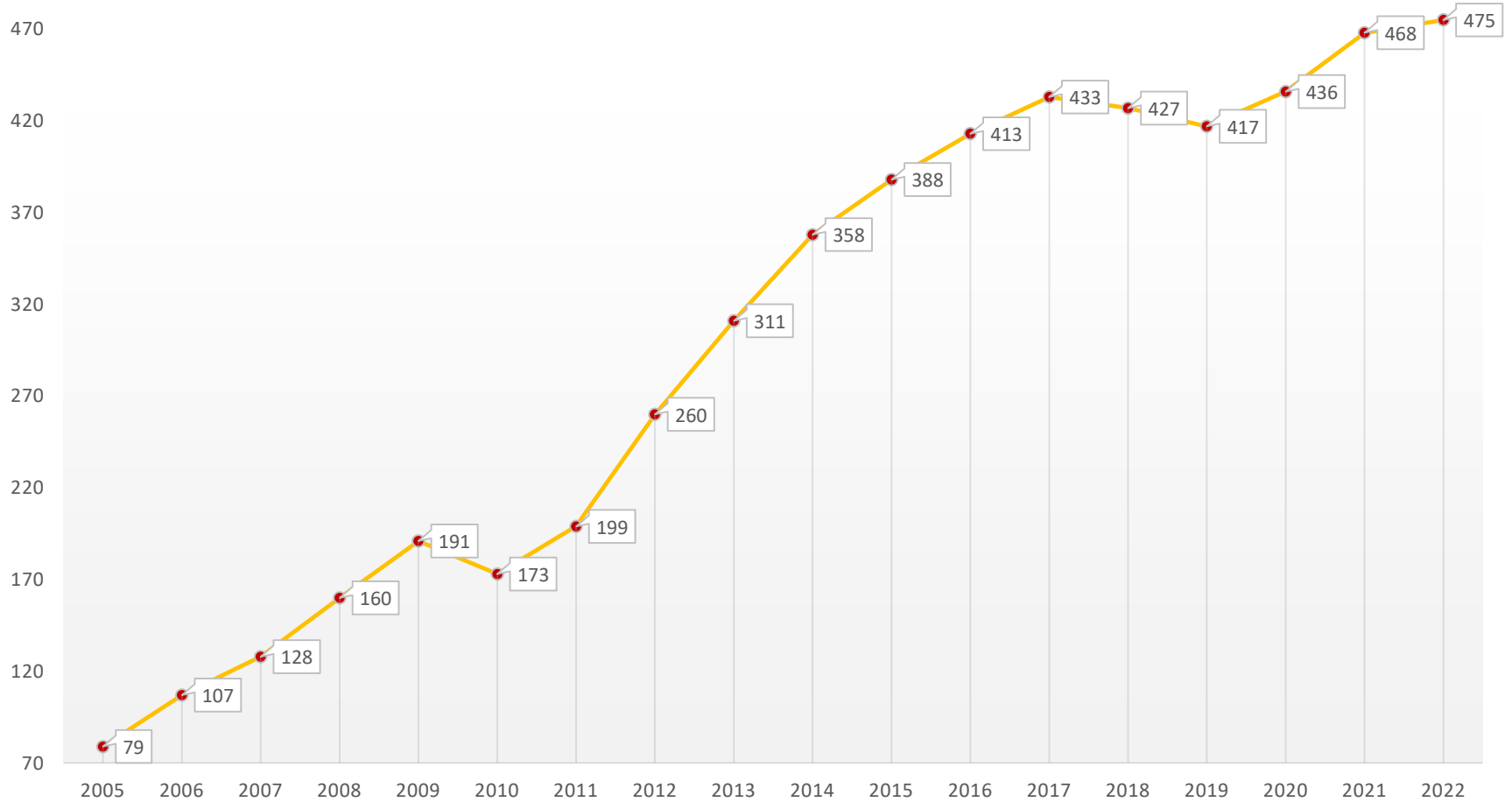
B



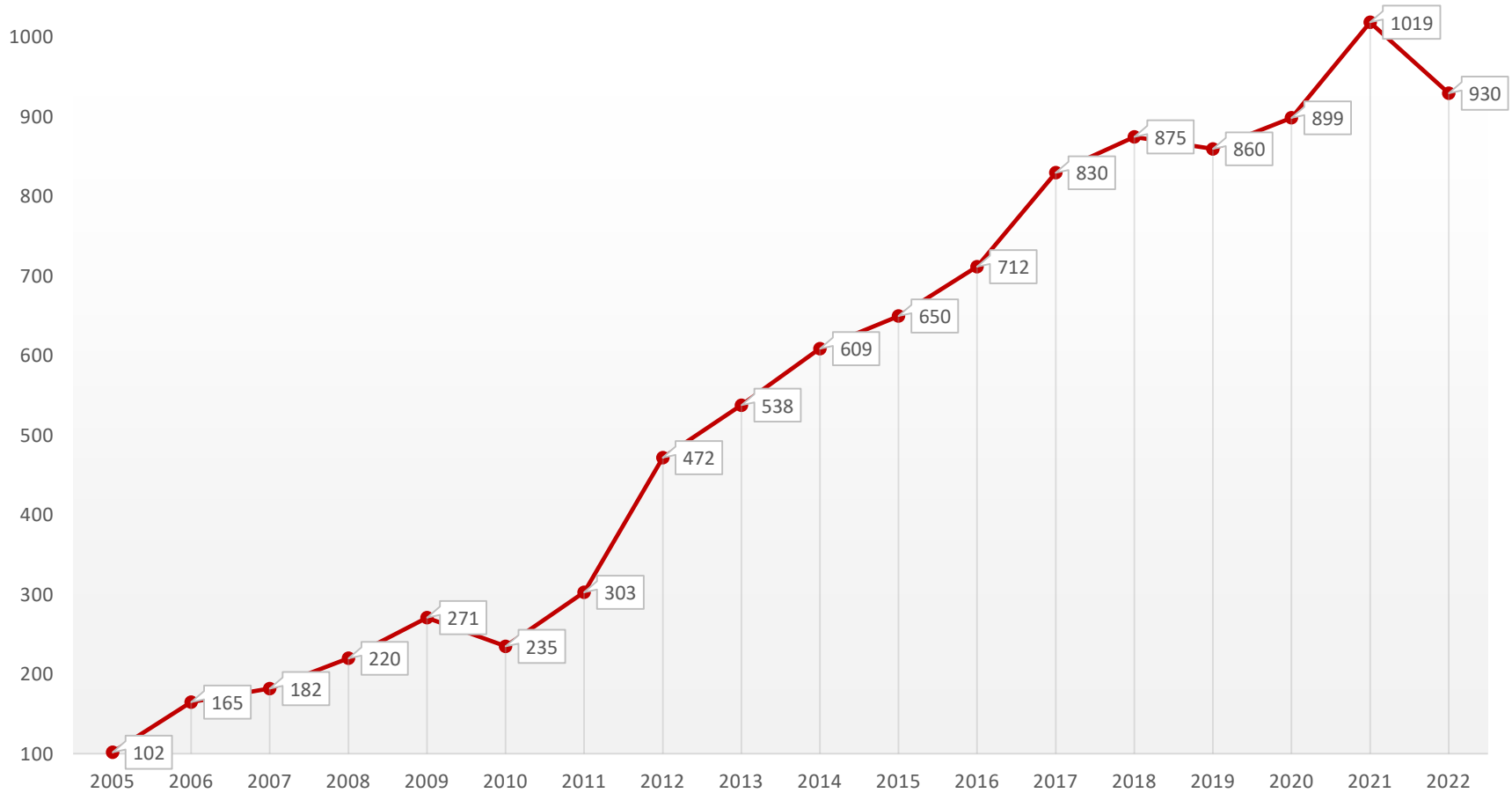
Total AP Courses



Total # of AP Students

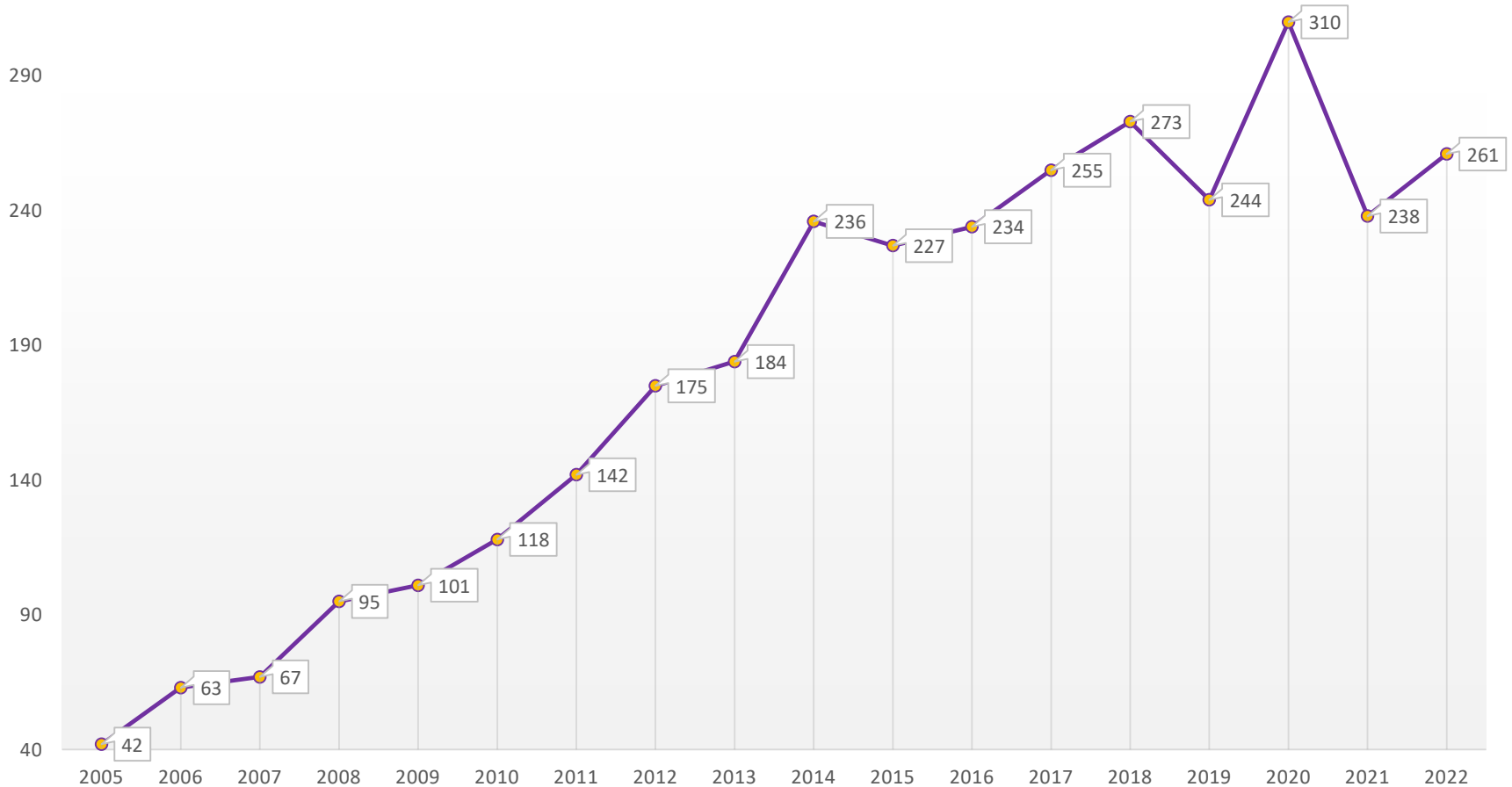


Total # of Exams


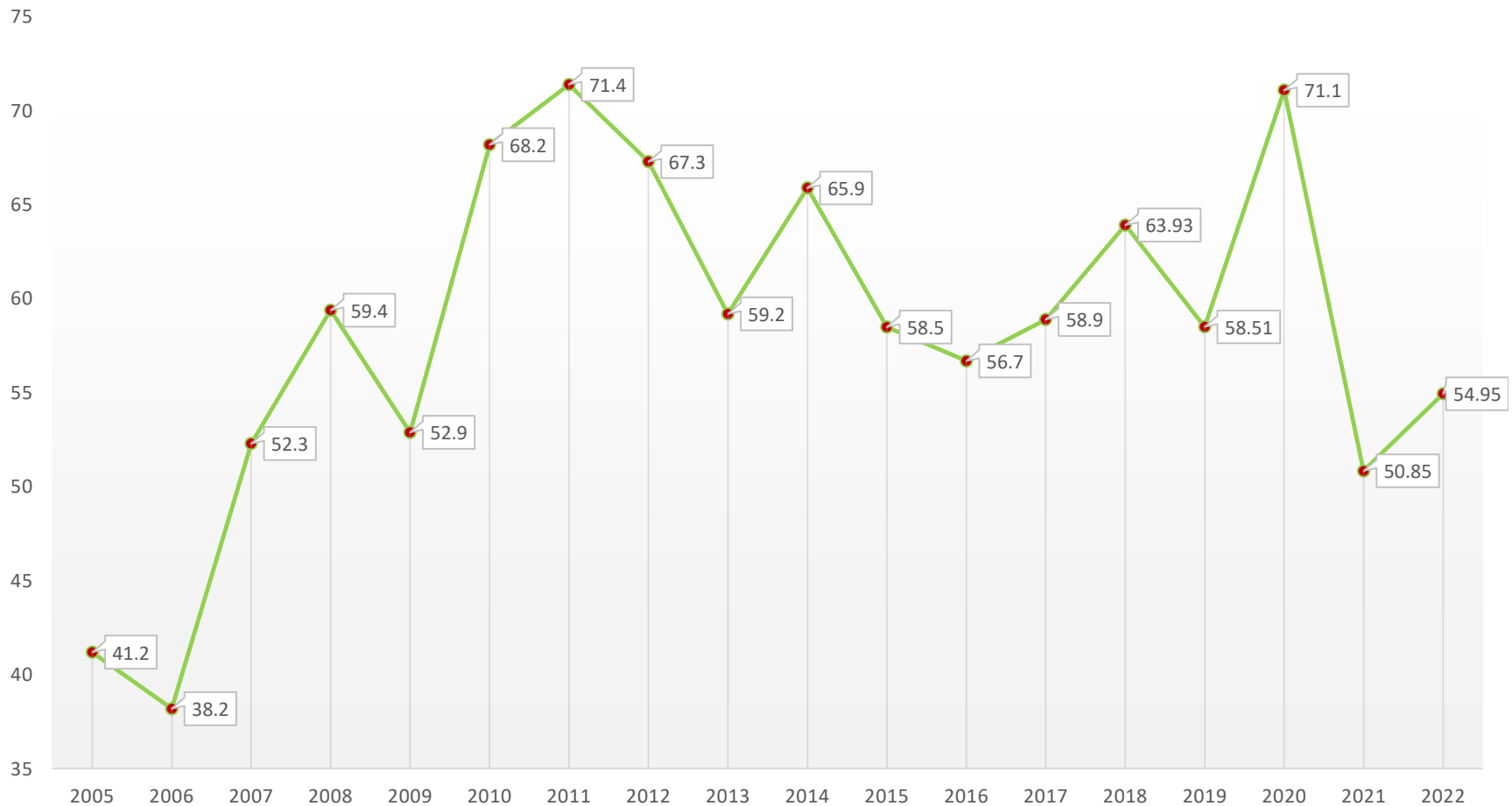


Total # of AP Students with Score 3+

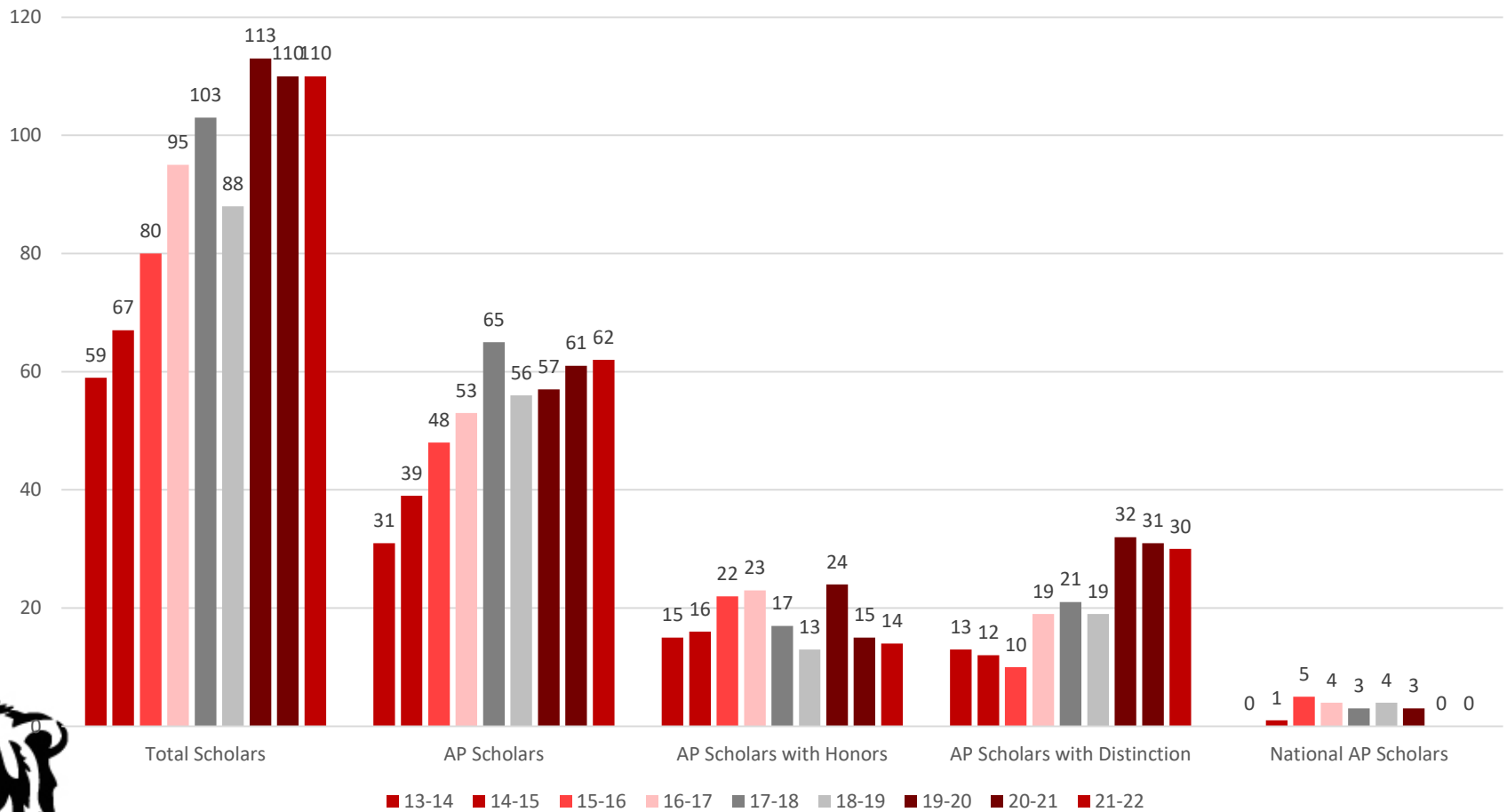
B



% of AP Students with Score 3+



AP Scholars



How do we continue to grow, maintain high level of academic achievement, improve facilities and keep taxes stable?



Saving Money


- Solar panels - able to sell the unused Solar Renewable Energy Certificates (SRECs) at a profit
- Energy Efficient Unit-Ventilators and LED Lighting
- Tri Valley Autism and Bear Den Life Skills Programs



Facility Upgrades



Facility Upgrades



Facility Upgrades



2023-2024 Projects and Programs

- Boiler Replacement at BHS
- Boiler Replacement at RWB
- Parking Lot Drainage Repairs at RWB
- Additional Chromebooks
- AP Pre-Calculus
- 8th Grade STEM Elective



State Aid Revenues



Proposed Budget 2023-2024



Enrollment Projections

The New Jersey Department of Education projects that as of October 15, 2023 we will have 3,767 students.

	<u>Actual</u>
October 15, 2022	3747
October 15, 2021	3706
October 15, 2020	3659
October 15, 2019	3636
October 15, 2018	3560
October 15, 2017	3549
October 15, 2016	3545
October 15, 2015	3512
October 15, 2014	3444
October 15, 2013	3607



Anticipated Funds For 2023-2024 Budget

B

Fund Balance	\$1,852,754
Tuition Reserve	395,000
Tax Levy	52,435,498
Tuition	3,196,458
Miscellaneous Revenue	290,530
Transportation Fees	106,618
Withdrawal From Emergency Reserve	262,181
Withdrawal From Capital Reserve	2,967,060
Withdrawal From Maintenance Reserve	294,093



Revenues from State Sources

	2022-2023	2023-2024
Categorical Special Education Aid	\$2,104,440	\$3,368,745
Equalization Aid	15,870,414	15,870,414
Categorical Security Aid	374,729	374,729
Categorical Transportation Aid	578,477	578,477
Other State Aids	0	0
School Choice Aid	<u>231,363</u>	<u>234,823</u>
Total State Aid	\$19,159,423	\$20,427,188
Federal Medicaid Reimbursement	\$26,463	\$29,044
Preschool Aid/Non Public Funds	\$1,171,688	\$1,211,873



Total Revenues

General Fund	\$82,256,424
State Sources (restricted)	1,211,873
Federal Sources (restricted)	1,519,697
Debt Service	<u>0</u>

Total Revenue All Sources:	\$84,987,994
-----------------------------------	---------------------



Total Tax Increase

2023–2024 Proposed Tax Levy	\$52,435,498
-----------------------------	--------------

2022–2023 Tax Levy	<u>\$51,457,799</u>
--------------------	---------------------

Tax Levy Increase	\$977,699
-------------------	-----------



Appropriations from General Fund **B**

Total General Current Exp	\$78,653,837
---------------------------	--------------

Capital Outlay	3,350,408
----------------	-----------

Special Schools (Summer, Adult)	38,283
---------------------------------	--------

Charter School	<u>213,896</u>
----------------	----------------

General Fund Grand Total:	\$82,256,424
----------------------------------	---------------------



Appropriations from Special Revenue Fund

State Projects

Other State Projects	\$0
----------------------	-----

Preschool Education Aid and Carryover	<u>1,426,429</u>
---------------------------------------	------------------

Total State Projects:	\$1,426,429
------------------------------	--------------------



B

Appropriations from Special Revenue Fund

Federal Projects

Title I	\$375,372
Title II	74,051
Title III	25,795
Title IV	0
IDEA	829,923
Other Special Projects	<u>0</u>
Total Federal Projects:	\$1,305,141



Total Appropriations

General Fund Total	\$82,256,424
--------------------	--------------

Special Revenue Fund State Projects	1,426,429
-------------------------------------	-----------

Special Revenue Fund Federal Projects	1,305,141
---------------------------------------	-----------

Debt Service	<u>0</u>
--------------	----------

Total Appropriations:	\$84,987,994
------------------------------	---------------------



Tax Levy Resolution

BE IT RESOLVED, that there should be raised for the General Fund, the sum of \$52,435,498 for the 2023–2024 school year.

This represents a 1.90% increase in the local tax levy.



Real Estate Values

2015 Quarter 1

- Homes sold: 41
- Median sale price: \$275,000

2023 Quarter 1

- Homes sold: 20
- Median sale price: \$505,000

This represents a 83.6% increase in median sale price in Bergenfield in comparative first quarters from 2015 to 2023.



Average Home Assessment

The average home in the Borough of Bergenfield is assessed at \$320,000.



Tax Impact

The tax impact of the 2023-2024 proposed budget on the average home will be:

Annually	Monthly	Weekly
\$16.96	\$1.41	\$0.33

2023-2024 Local Tax Levy	\$52,435,498
2022-2023 Local Tax Levy	<u>\$51,457,799</u>
Tax Levy Increase	\$977,699



“We Are Bergenfield”

B



Questions for the Board of Education?

