



Acceso a las boletas de calificaciones de los estudiantes en línea Guía paso por paso

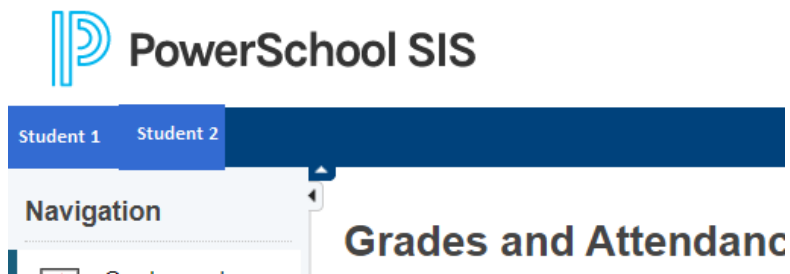
1. Navegue a <https://powerschool.d15.us/public>
2. Inicie sesión con su cuenta del portal para padres.
 - Si no ha configurado una cuenta, comuníquese con la oficina de la escuela de su estudiante para obtener ayuda.



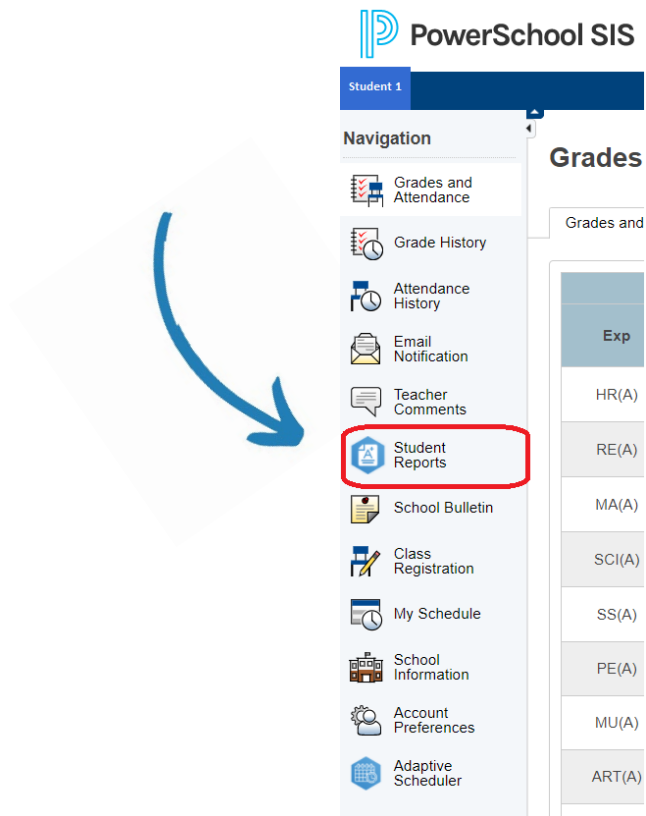
The screenshot shows the 'Student and Parent Sign In' page of the PowerSchool SIS system. At the top left is the 'PowerSchool SIS' logo. Below it, the title 'Student and Parent Sign In' is displayed. There are two buttons: 'Sign In' (active) and 'Create Account'. Below these are two input fields: 'Username' with the placeholder text 'UserName' and 'Password' with a masked password '.....' and an eye icon. A link 'Forgot Username or Password?' is located below the password field. A 'Sign In' button is at the bottom right.

Copyright © 2005-2020 PowerSchool Group LLC and/or its affiliate(s). All rights reserved.
All trademarks are either owned or licensed by PowerSchool Group LLC and/or its affiliates.

3. Cuando haya iniciado sesión, es posible que vea varias pestañas según la cantidad de estudiantes que haya asociado a su cuenta del portal para padres. Deberá hacer clic en cada estudiante para ver las boletas de calificaciones individuales.



- En el panel de la izquierda, seleccione Informes de estudiantes.



- Quando se publiquen las boletas de calificaciones, verá la boleta de calificaciones más reciente de su estudiante en Informes archivados. Se considera "archivado" una vez que finaliza el período de calificación. Luego, haga clic en la boleta de calificaciones con el último término de calificación para ver la boleta de calificaciones.

- En términos generales, ignore el hecho de que dice "No hay informes actuales disponibles en este momento".

Student Reports: Student 1

No Current Reports Available At This Time


Archived Reports

2021 Trimester 1 Grade 1 Report Card

11/20/2020

6. Para ver los comentarios de los maestros de Arte y Música: A) haga clic en calificaciones y asistencia, B) haga clic en la columna junto al especial del cual desea ver comentarios, C) lea debajo de Comentarios del maestro.

A.



B. Grades and Attendance: [redacted]

Exp	Last Week							This Week							Attendance By Class					
	M	T	W	Th	F	S	S	M	T	W	Th	F	S	S	Course	T1	T2	T3	Y1	Abse
	HR(A)	PT														Homeroom	[1]	[1]	[1]	[1]
REG(A)															Reading	[1]	[1]	[1]	[1]	0
SPA(A)															Spelling	[1]	[1]	[1]	[1]	0
MA(A)															Mathematics	[1]	[1]	[1]	[1]	0
SC(A)															Science	[1]	[1]	[1]	[1]	0
SS(A)															Social Science	[1]	[1]	[1]	[1]	0
PE(A)															PE	[1]	[1]	[1]	[1]	0
MU(A)															Music	[1]	[1]	[1]	[1]	0
ART(A)															Art	[1]	[1]	[1]	[1]	0
HW(A)															Handwriting	[1]	[1]	[1]	[1]	0
WR(A)															Writing	[1]	[1]	[1]	[1]	0

C.

Class Score Detail [redacted]

Grades and Attendance | Standards Grades

Course	Teacher	Expression	Term	Final Grade ¹
MU	Perkins, Lesley	MU01	T1	-

Teacher Comments

Teacher: [redacted]

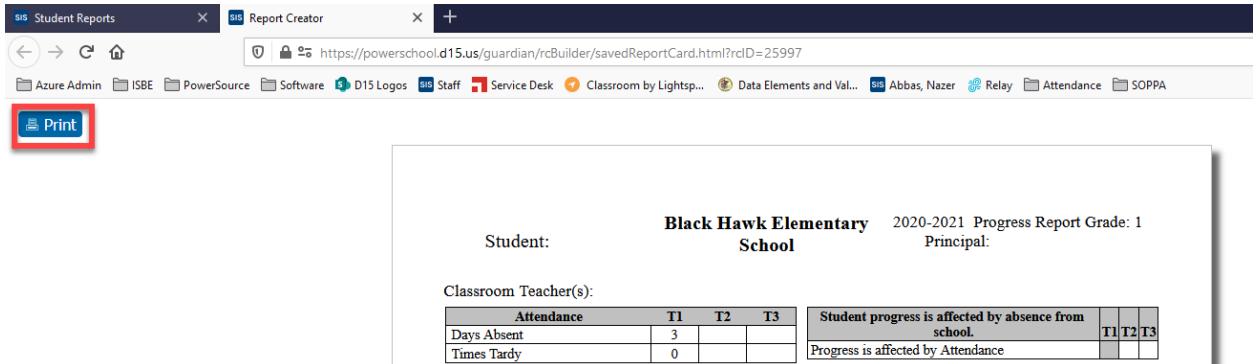
Assignments

Due Date	Category	Assignment	Points	Score	%	Grade
No Assignments Found						

Legend

1. This final grade may include assignments that are not yet published, or may be the result of special weighting used by the teacher. Click to view additional information on special weighting.

Score: [1] Pass Description [2] Pass Comment [3] Replanned Assignment [4] Collected [5] Late [6] Missing [7] Exempt from Final Grade [8] Absent [9] Incomplete [10] Excluded



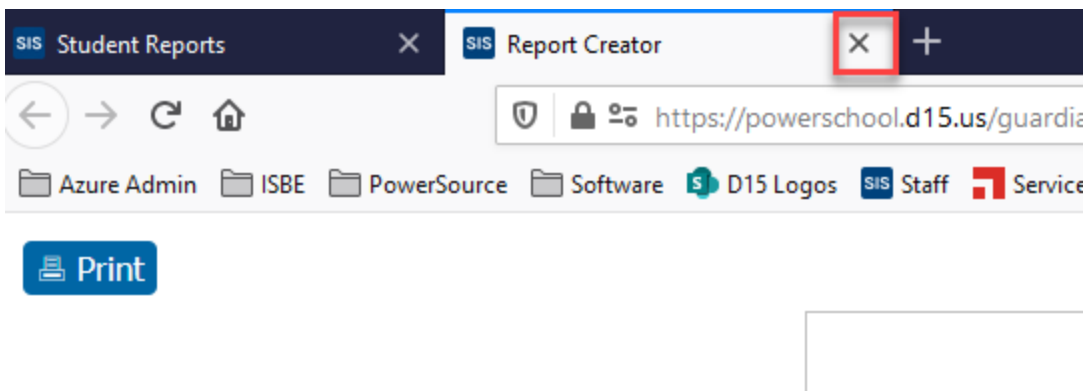
Student: **Black Hawk Elementary School** 2020-2021 Progress Report Grade: 1
Principal:

Classroom Teacher(s):

Attendance	T1	T2	T3
Days Absent	3		
Times Tardy	0		

Student progress is affected by absence from school.	T1	T2	T3
Progress is affected by Attendance			

8. Para volver a la página anterior de PowerSchool, cierre la pestaña abierta.



TENGA EN CUENTA: Verá esto si no hay boletas de calificaciones disponibles.

Student Reports Student 1

No Current Reports Available At This Time