

Advancement Via Individual Determination



AVID's mission

AVID's mission is to close the achievement gap by preparing all students for college readiness and success in a global society.

What is AVID?

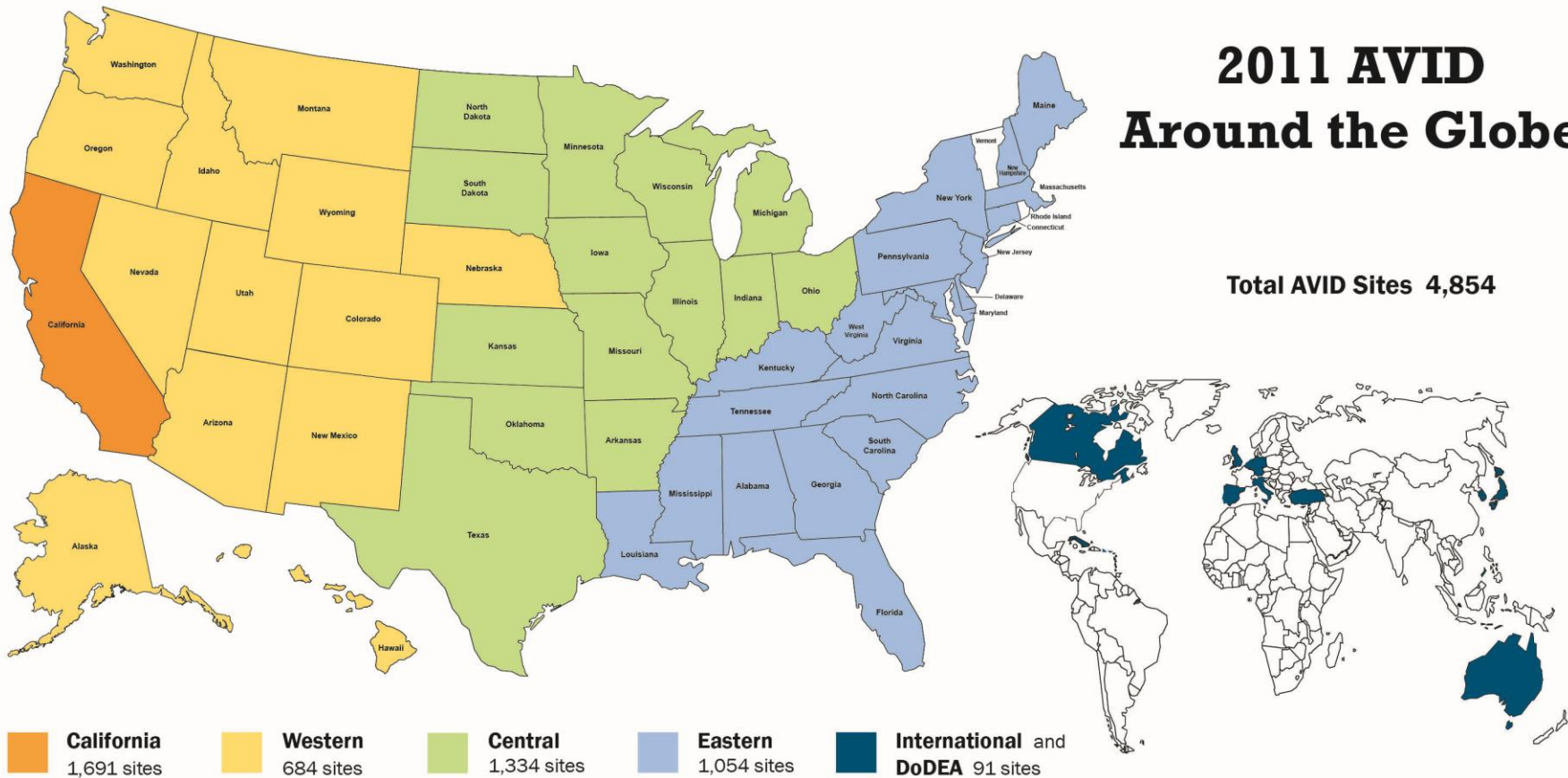
- A structured **college preparatory system** working directly with schools and districts
- A support structure for typically **low-income, underserved students, first-generation college goers**
- A **schoolwide approach** to curriculum and rigor
- **Professional development** for educators



Where in the world is AVID?

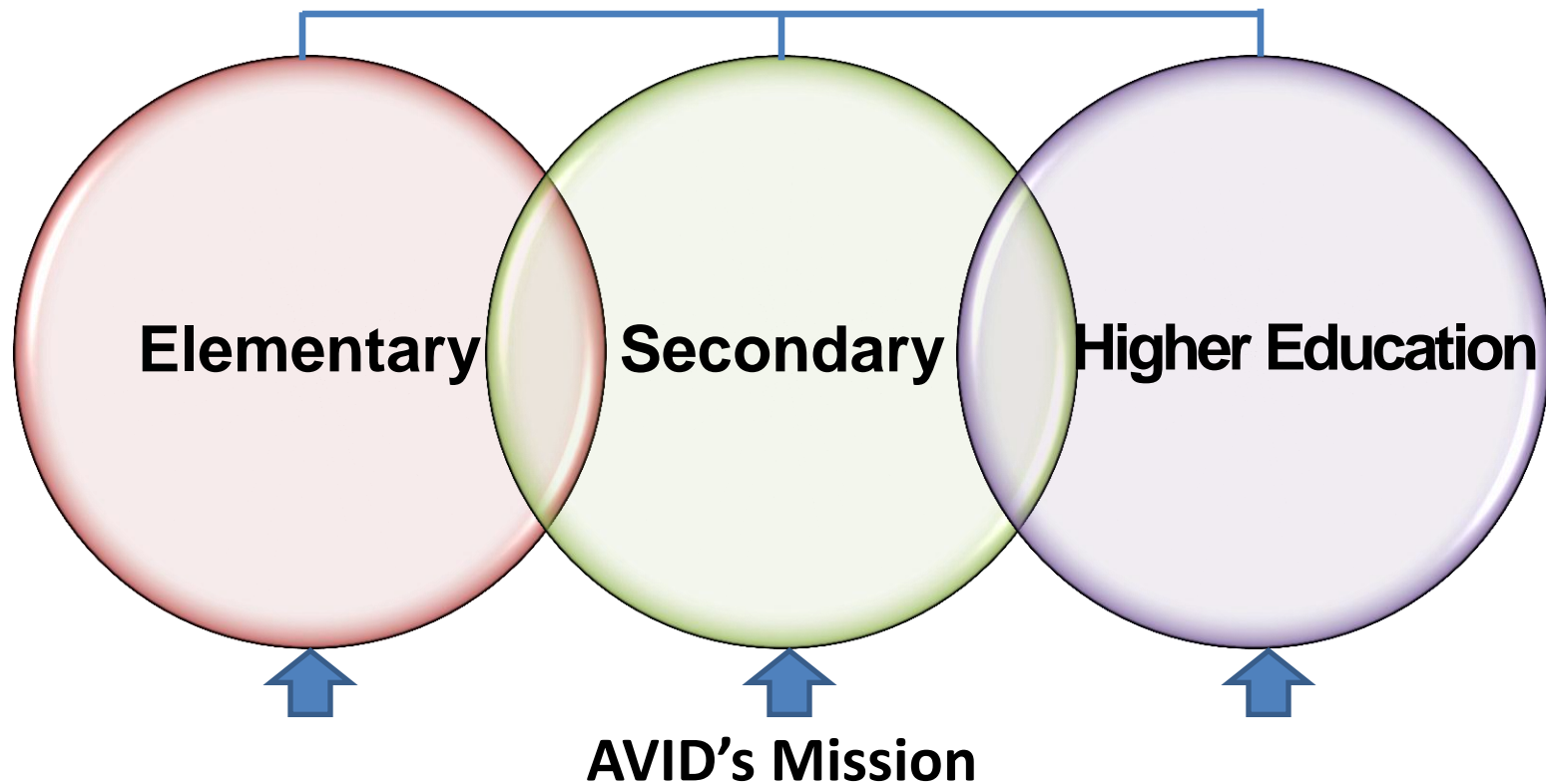
2011 AVID Around the Globe

Total AVID Sites 4,854



*Numbers as of 10/1/11

The AVID College Readiness System



*AVID's mission is to close the achievement gap by preparing **all** students for college readiness and success in a global society.*

The AVID Elective student profile

Has academic potential

- Average to high test scores
- 2.0-3.5 GPA
- College potential with support
- Desire and determination



The AVID Elective student profile

Meets one or more of the following criteria:

- First to attend college
- Historically underserved in four-year colleges
- Low income
- Special circumstances



What is academic rigor?

Rigor is the goal of helping students develop the capacity to understand content that is **complex, ambiguous, provocative, and personally or emotionally challenging.**

Source: *Teaching What Matters Most; Standards and Strategies for Raising Student Achievement*, by Strong, Silver and Perini, ASCD, 2001

WICOR

Writing

Inquiry

Collaboration

Organization

Readng

Meeting the challenge

- Develop as **readers and writers**
- Develop deep **content knowledge**
- Know content specific **strategies** for reading, writing, thinking, and talking
- Develop **habits, skills, and behaviors** to use knowledge and skills



A sample week in the AVID Elective

Daily or Block Schedule

Monday	Tuesday	Wednesday	Thursday	Friday
AVID Curriculum	Tutorials	AVID Curriculum	Tutorials	Binder Evaluation Field Trips Media Center Speakers Motivational Activities (within block)
Combination for Block Schedule		Combination for block schedule		

Curriculum:

- Writing
- College and Careers
- Strategies for Success
- Critical Reading

Tutorials:

- Collaborative Study Groups
- Writing Groups
- Socratic Seminars

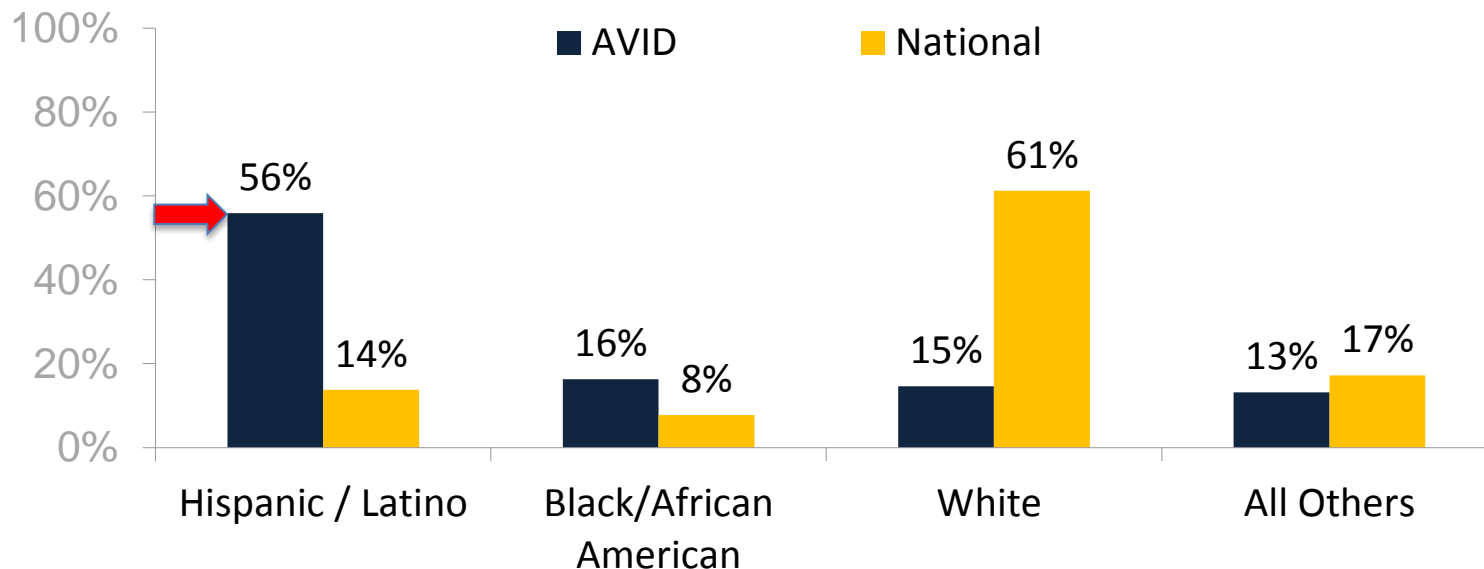
AVID Graduates

- 91.3 percent plan to enroll in a college or university
 - 58.3 percent plan to enroll in a four-year university
 - 33.0 percent to enroll in a two-year college

Source: AVID Center Senior Data Collection System, 2010-2011
Percentages have been rounded to the nearest whole percent

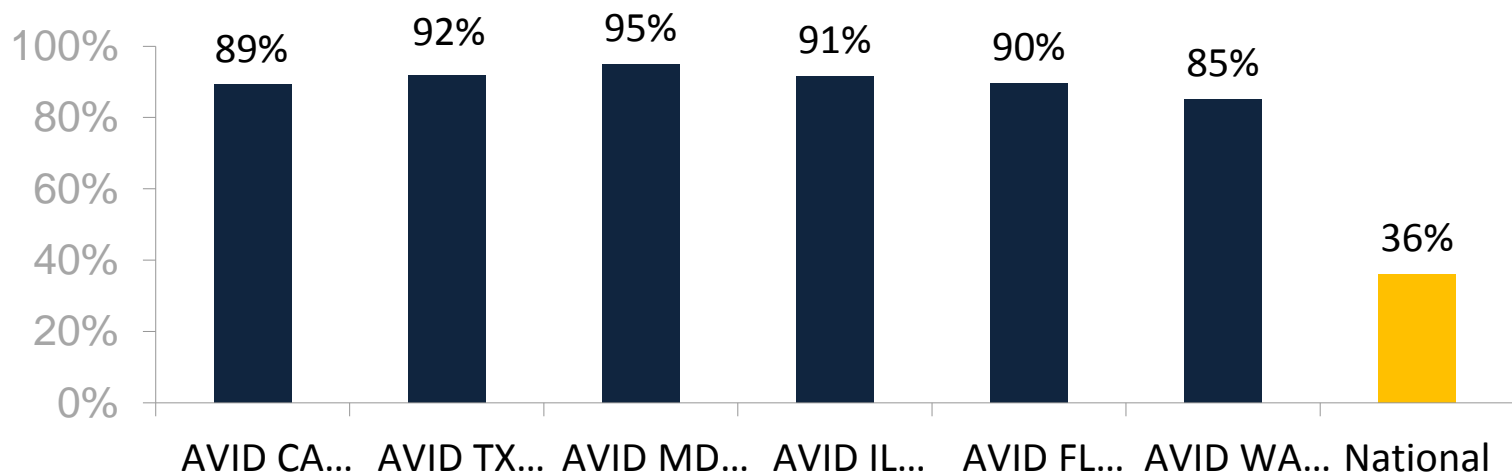
Ethnic breakdown of AP[®] test-takers

The rate of Latinos taking AP exams is over *four times higher* among AVID students than among U.S. students overall.



Completing college-entrance requirements

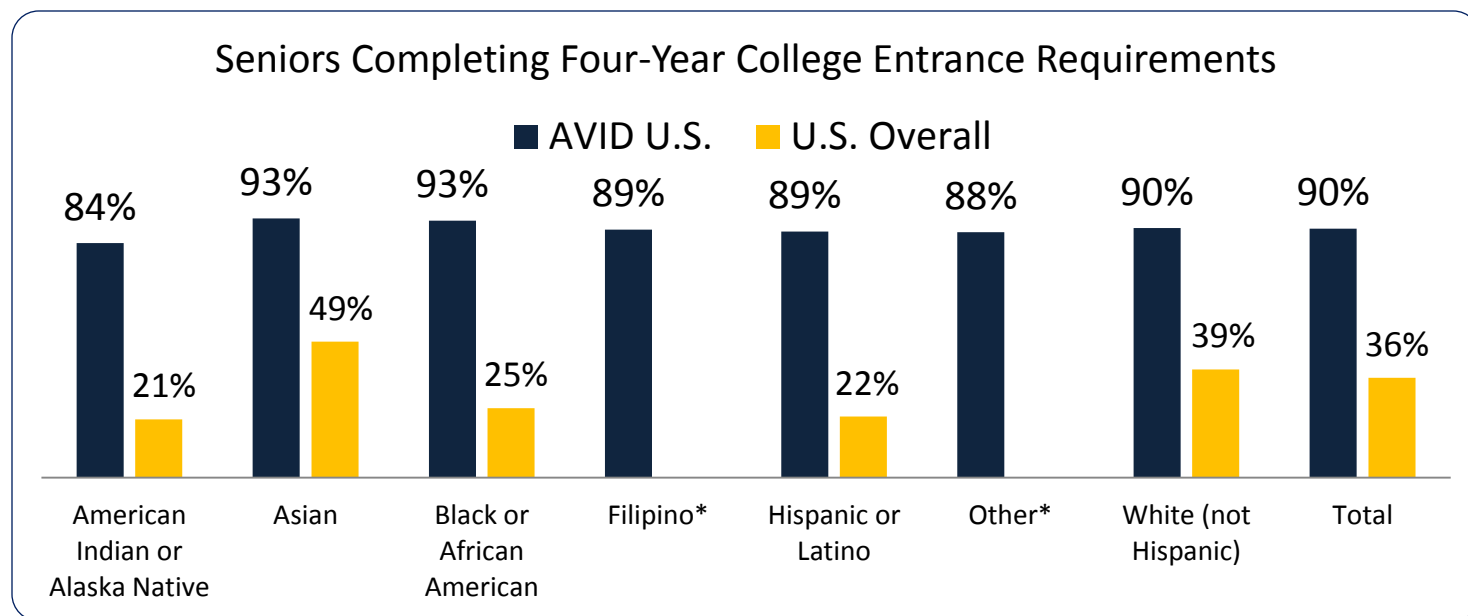
AVID students complete four-year college entrance requirements at a rate at least *two times higher* than the national rate.



AVID Senior Data Collection 2010-2011, AVID CA n = 15522; AVID TX n = 3923; AVID NC n = 709; AVID IL n = 1307; AVID FL n = 1117
COMPARATOR: U.S. Overall: The Manhattan Institute for Policy Research, Center for Civic Innovation, Education Working Paper No. 8 February 2005,
Jay P. Greene and Marcus A. Winters

AVID closes the achievement gap

All racial groups complete four-year college entrance requirements at a rate of 84% or higher



AVID Center. AVID Senior Data Collection. Study of 27,891 AVID Seniors, [Electronic Database]. (2010 - 2011).

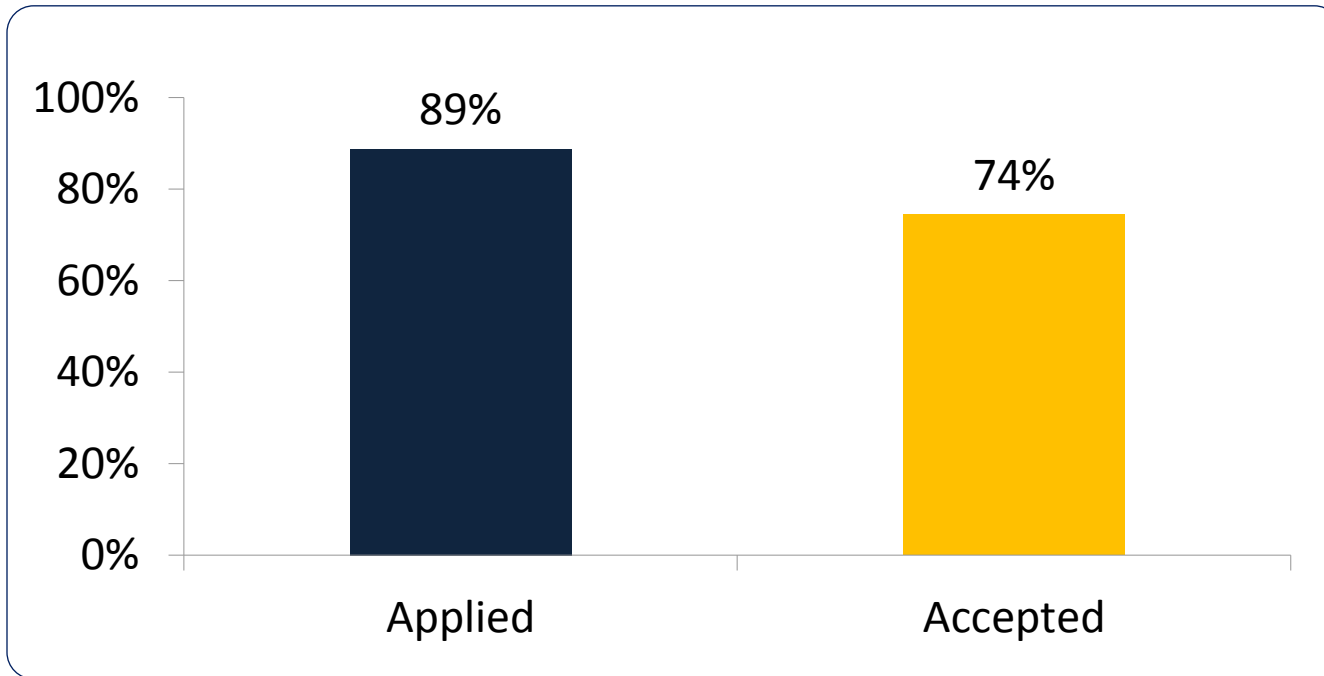
Manhattan Institute, Education Working Paper 3. 2003. Greene, J.P., Forster, G. "Public High School Graduation and College Readiness Rates in the U.S."

*(Filipino and Other not classified in Manhattan Institute study.)

National data represents the most current comprehensive data available

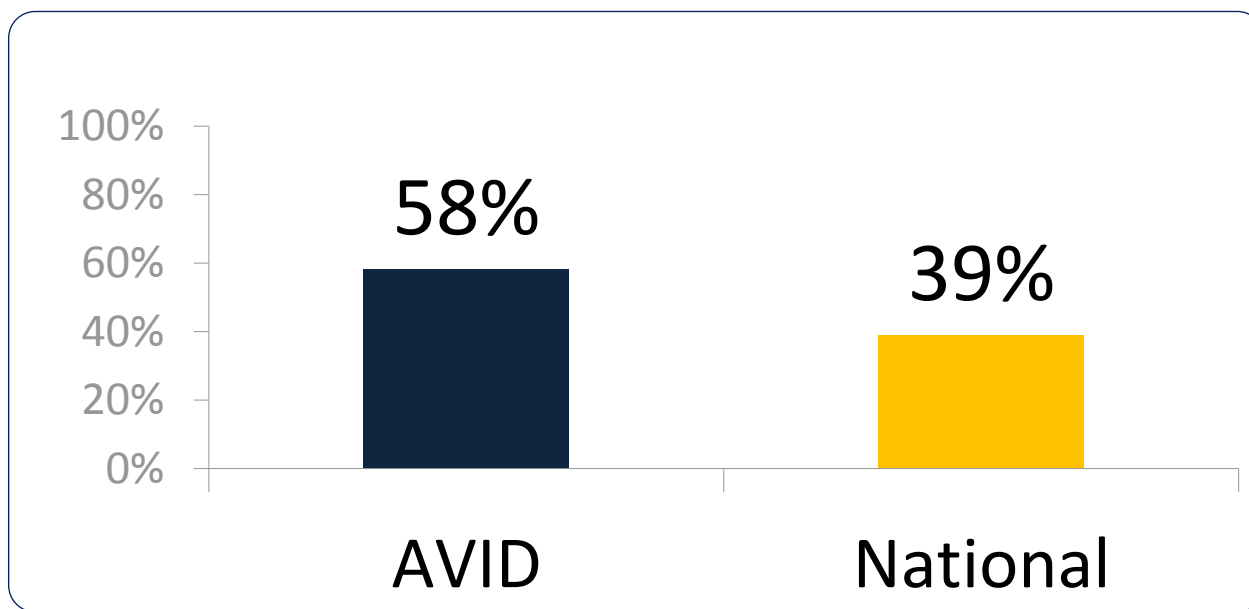
Getting accepted to 4-year colleges

Almost 3 out of 4 AVID graduates were accepted to a four-year college.



Eighth graders taking algebra

The number of AVID 8th graders enrolled in Algebra is *almost 50% higher* than the national average.



AVID General Data Collection 2010-2011, 8th graders enrolled in AVID, n = 65,835
COMPARATOR: National Center for Educational Statistics (NCES), Early Childhood Longitudinal Study, 2007
<http://nces.ed.gov/pubs2010/2010016.pdf>

Contact Information

www.avid.org

