

Logging into i-Ready for CCSD Students

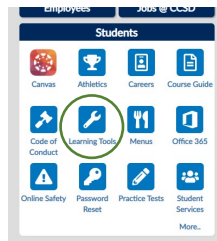
*Please make sure to use the directions for the type of device you are using to access i-Ready.

On a Computer or Chromebook:

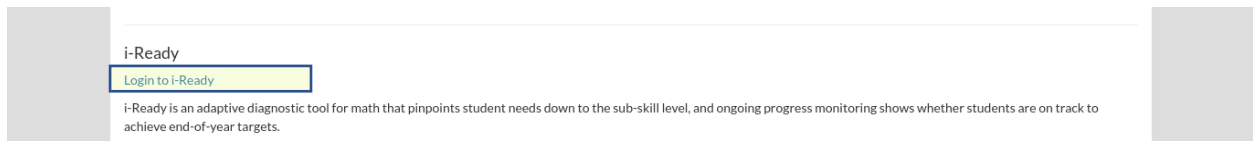
The preferred internet browsers for i-Ready are the most recent versions of Google Chrome or Microsoft Edge.

In a preferred web browser, please navigate to <http://www.cherokeek12.net>

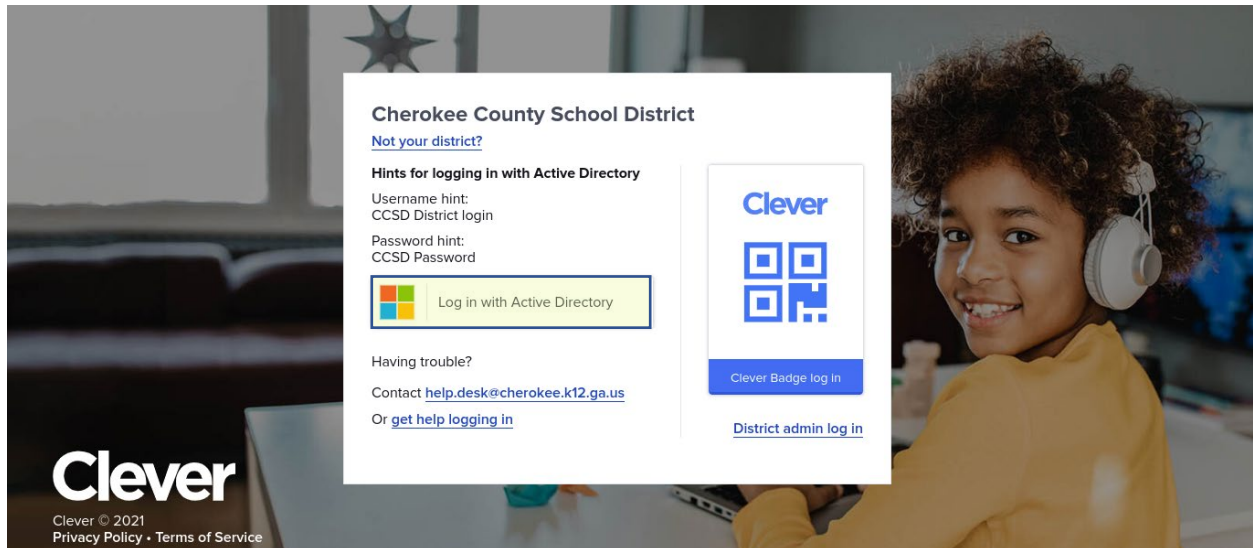
On the CCSD Homepage, select Learning Tools under students:



On the Learning Tools Page, scroll down to i-Ready and select “Login to i-Ready” text:



Select “Log in with Active Directory”



On the sign-in that pops up, enter your student’s login information and password.

The Username is the student’s network ID (example: S123456) with @cherokeek12.net

The Password is the student’s password that they use for all other CCSD online services.

You will be directed to the i-Ready dashboard and can proceed with your tasks.

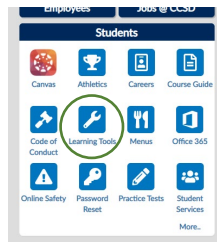
On an iPad:

Before attempting to access i-Ready on an iPad, the “iReady Connect for Students” app **must be** installed on the device, but the student **will not** go directly into the app.

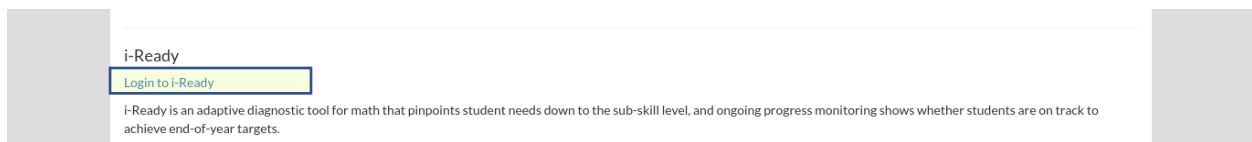
Once the App is installed, the student must go into Safari.

Please navigate to <http://www.cherokeek12.net>.

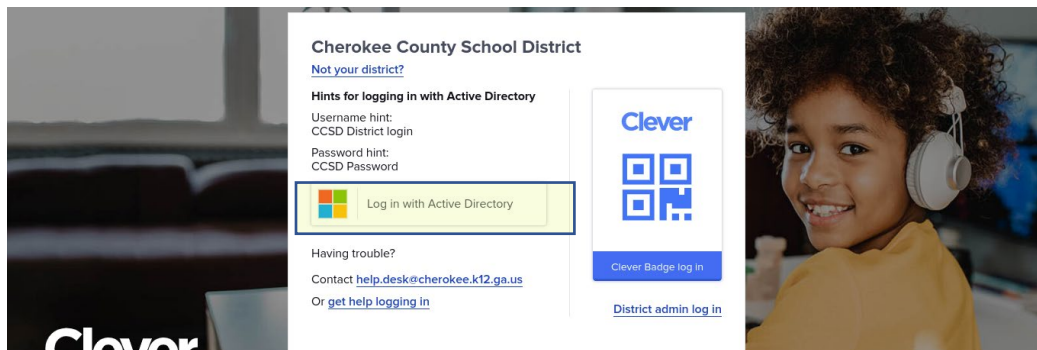
On the CCSD Homepage, select Learning Tools under students:



On the Learning Tools Page, scroll down to i-Ready and select “Login to i-Ready” text:



Select “Log in with Active Directory”

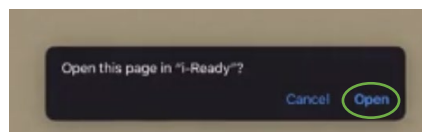


On the sign-in that pops up, enter your student’s login information and password.

The Username is the student’s network ID (example: S123456) with @cherokeek12.net

The Password is the student’s password that they use for all other CCSD online services.

There will be a pop-up asking to “Open this page in “i-Ready” . Select “Open”



The app will open and the student will be able to proceed with their activity.

Current Document Version Information			
Document Version:	2	Reviewed/Tested By:	FG, JP
Release Date:	January 4, 2021	Original Release Date:	August 24, 2020
Current Author:	Merry Hofmeister	Original Author:	Merry Hofmeister
Version History			
Release Date	Version (2021.#1)	Comments (Author): reflecting change to Clever for Sign-In	