

# Northeastern Local School District

Accumulated Monthly Financial Report  
For the Month Ended April 30, 2023

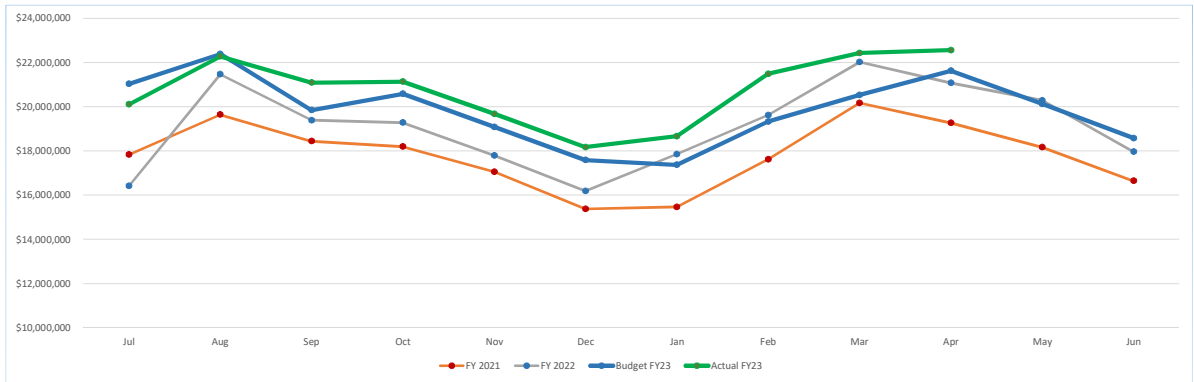


Prepared by:  
Northeastern Local School District Treasurer's Office  
Dale R Miller, CPA, Treasurer/CFO

937-325-7615

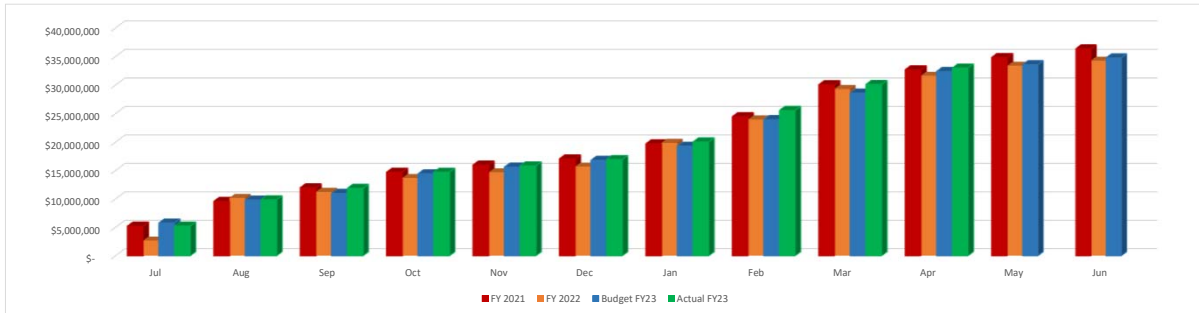
**Northeastern Local School District  
General Fund & Related Fund Balances  
Variance Report April 30, 2023**

	Jul	Aug	Sep	Oct	Nov	Dec	Jan	Feb	Mar	Apr	May	Jun
FY 2021	\$ 17,833,737	\$ 19,642,295	\$ 18,441,425	\$ 18,194,435	\$ 17,058,291	\$ 15,377,162	\$ 15,469,215	\$ 17,626,349	\$ 20,172,690	\$ 19,268,846	\$ 18,164,995	\$ 16,645,940
FY 2022	\$ 16,412,364	\$ 21,469,735	\$ 19,389,019	\$ 19,280,361	\$ 17,794,624	\$ 16,186,591	\$ 17,858,819	\$ 19,622,820	\$ 22,021,587	\$ 21,073,618	\$ 20,289,016	\$ 17,964,439
Budget FY23	\$ 21,030,209	\$ 22,385,888	\$ 19,843,160	\$ 20,587,250	\$ 19,086,411	\$ 17,585,575	\$ 17,369,087	\$ 19,335,377	\$ 20,529,778	\$ 21,629,600	\$ 20,128,761	\$ 18,577,926
Actual FY23	\$ 20,104,397	\$ 22,278,753	\$ 21,093,070	\$ 21,133,112	\$ 19,682,899	\$ 18,173,326	\$ 18,668,936	\$ 21,485,223	\$ 22,432,957	\$ 22,561,280		



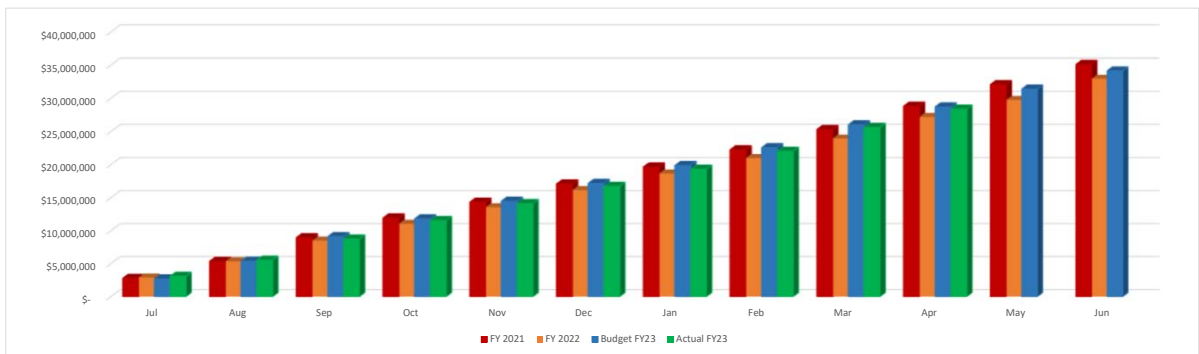
**Northeastern Local School District  
General Fund & Related Fund Revenues  
Variance Report April 30, 2023**

	Jul	Aug	Sep	Oct	Nov	Dec	Jan	Feb	Mar	Apr	May	Jun
FY 2021	\$ 5,194,217	\$ 9,568,488	\$ 11,964,072	\$ 14,705,155	\$ 15,965,971	\$ 17,052,623	\$ 19,702,896	\$ 24,459,635	\$ 30,053,768	\$ 32,675,817	\$ 34,824,488	\$ 36,346,600
FY 2022	\$ 2,652,528	\$ 10,175,588	\$ 11,221,882	\$ 13,669,624	\$ 14,679,243	\$ 15,682,818	\$ 19,869,726	\$ 23,968,155	\$ 29,303,450	\$ 31,625,291	\$ 33,381,455	\$ 34,266,586
Budget FY23	\$ 5,753,884	\$ 9,797,685	\$ 10,984,968	\$ 14,417,180	\$ 15,604,463	\$ 16,791,749	\$ 19,283,383	\$ 23,937,795	\$ 28,592,207	\$ 32,380,151	\$ 33,567,434	\$ 34,754,721
Actual FY23	\$ 5,213,669	\$ 9,834,379	\$ 11,861,204	\$ 14,703,581	\$ 15,821,683	\$ 16,934,915	\$ 20,027,338	\$ 25,553,035	\$ 30,098,071	\$ 32,975,059		



**Northeastern Local School District  
General Fund & Related Fund Expenditures  
Variance Report April 30, 2023**

	Jul	Aug	Sep	Oct	Nov	Dec	Jan	Feb	Mar	Apr	May	Jun
FY 2021	\$ 2,773,587	\$ 5,339,300	\$ 8,935,752	\$ 11,923,826	\$ 14,320,786	\$ 17,088,567	\$ 19,646,787	\$ 22,246,391	\$ 25,294,183	\$ 28,820,077	\$ 32,072,600	\$ 35,113,766
FY 2022	\$ 2,886,104	\$ 5,351,793	\$ 8,478,804	\$ 11,035,204	\$ 13,530,559	\$ 16,142,167	\$ 18,656,847	\$ 20,991,276	\$ 23,927,804	\$ 27,197,613	\$ 29,738,379	\$ 32,948,087
Budget FY23	\$ 2,688,115	\$ 5,376,237	\$ 9,106,248	\$ 11,794,370	\$ 14,482,492	\$ 17,170,614	\$ 19,878,736	\$ 22,566,858	\$ 26,026,869	\$ 28,714,991	\$ 31,403,113	\$ 34,141,235
Actual FY23	\$ 3,073,711	\$ 5,520,065	\$ 8,732,573	\$ 11,534,909	\$ 14,103,224	\$ 16,726,028	\$ 19,322,842	\$ 22,032,252	\$ 25,629,553	\$ 28,378,218		



## Northeastern Local School District Spending Plan April 30, 2023

Forecast Line Number	Monthly Estimate	Monthly Actual	Monthly Difference	Fiscal Year To Date Estimate	Fiscal Year To Date Actual	Fiscal Year To Date Difference		
<b>Revenues:</b>								
01.010 General Property (Real Estate)	\$ -	\$ -	\$ -	\$ 11,393,992	\$ 12,096,467	\$ 702,475	▲	5.6%
01.020 Tangible Personal Property Tax	\$ -	\$ -	\$ -	\$ 1,253,302	\$ 1,258,338	\$ 5,036	▲	
01.030 Income Tax	\$ 1,660,083	\$ 1,621,575	\$ (38,508)	\$ 5,928,868	\$ 6,280,237	\$ 351,369	▲	5.9%
01.035 Unrestricted Grants-in-Aid	\$ 997,651	\$ 978,251	\$ (19,400)	\$ 9,976,514	\$ 10,043,823	\$ 67,309	▲	-0.2%
01.040 Restricted Grants-in-Aid	\$ 63,641	\$ 54,442	\$ (9,199)	\$ 636,413	\$ 547,076	\$ (89,337)	▼	
01.045 Restricted Federal Grants-in-Aid - SFSF	\$ -	\$ -	\$ -	\$ -	\$ -	\$ -	-	
01.050 Property Tax Allocation	\$ 940,578	\$ 8,429	\$ (932,149)	\$ 1,881,156	\$ 894,116	\$ (987,040)	▼	
01.060 All Other Operating Revenue	\$ 123,908	\$ 214,291	\$ 90,383	\$ 1,239,076	\$ 1,654,511	\$ 415,435	▲	
<b>01.070 Total Revenue</b>	<b>\$ 3,785,861</b>	<b>\$ 2,876,988</b>	<b>\$ (908,873)</b>	<b>\$ 32,309,321</b>	<b>\$ 32,774,569</b>	<b>\$ 465,248</b>	<b>▲</b>	<b>1.4%</b>
02.010 Proceeds from Sale of Notes	\$ -	\$ -	\$ -	\$ -	\$ -	\$ -	-	
02.020 State Emergency Loans & Advancements (Approved)	\$ -	\$ -	\$ -	\$ -	\$ -	\$ -	-	
02.040 Operating Transfers-In	\$ -	\$ -	\$ -	\$ -	\$ -	\$ -	-	
02.050 Advances-In	\$ -	\$ -	\$ -	\$ 50,000	\$ 162,397	\$ 112,397	▲	
02.060 All Other Financial Sources	\$ 2,083	\$ -	\$ (2,083)	\$ 20,830	\$ 38,093	\$ 17,263	▲	
02.070 Total Other Financing Sources	\$ 2,083	\$ -	\$ (2,083)	\$ 70,830	\$ 200,490	\$ 129,660	▲	
<b>02.080 Total Revenues and Other Financing Sources</b>	<b>\$ 3,787,944</b>	<b>\$ 2,876,988</b>	<b>\$ (910,956)</b>	<b>\$ 32,380,151</b>	<b>\$ 32,975,059</b>	<b>\$ 594,908</b>	<b>▲</b>	<b>1.8%</b>
<b>Expenditures:</b>								
03.010 Personal Services	\$ 1,543,778	\$ 1,514,911	\$ (28,867)	\$ 16,981,558	\$ 16,748,670	\$ (232,888)	▲	-2.3%
03.020 Employees' Retirement/Insurance Benefits	\$ 714,481	\$ 690,983	\$ (23,498)	\$ 7,144,813	\$ 6,821,050	\$ (323,763)	▲	
03.030 Purchased Services	\$ 295,494	\$ 301,382	\$ 5,888	\$ 2,954,938	\$ 2,829,095	\$ (125,843)	▲	-4.3%
03.040 Supplies and Materials	\$ 101,429	\$ 26,891	\$ (74,538)	\$ 1,014,287	\$ 1,310,478	\$ 296,191	▼	29.2%
03.050 Capital Outlay	\$ -	\$ 188,548	\$ 188,548	\$ 290,000	\$ 230,456	\$ (59,544)	▲	-20.5%
03.060 Intergovernmental	\$ -	\$ -	\$ -	\$ -	\$ -	\$ -	-	
04.010 Debt Service: All Principal (Historical)	\$ -	\$ -	\$ -	\$ -	\$ -	\$ -	-	
04.020 Debt Service: Principal-Notes	\$ -	\$ -	\$ -	\$ -	\$ -	\$ -	-	
04.030 Debt Service: Principal - State Loans	\$ -	\$ -	\$ -	\$ -	\$ -	\$ -	-	
04.040 Debt Service: Principal - State Advancements	\$ -	\$ -	\$ -	\$ -	\$ -	\$ -	-	
04.050 Debt Service: Principal - HB 264 Loans	\$ -	\$ -	\$ -	\$ -	\$ -	\$ -	-	
04.055 Debt Service: Principal - Other	\$ -	\$ -	\$ -	\$ -	\$ -	\$ -	-	
04.060 Debt Service: Interest and Fiscal Charges	\$ -	\$ -	\$ -	\$ -	\$ -	\$ -	-	
04.300 Other Objects	\$ 32,940	\$ 25,950	\$ (6,990)	\$ 329,395	\$ 438,470	\$ 109,075	▼	
<b>04.500 Total Expenditures</b>	<b>\$ 2,688,122</b>	<b>\$ 2,748,665</b>	<b>\$ 60,543</b>	<b>\$ 28,714,991</b>	<b>\$ 28,378,218</b>	<b>\$ (336,773)</b>	<b>▲</b>	<b>-1.2%</b>
05.010 Operational Transfers - Out	\$ -	\$ -	\$ -	\$ -	\$ -	\$ -	-	
05.020 Advances - Out	\$ -	\$ -	\$ -	\$ -	\$ -	\$ -	-	
05.030 All Other Financing Uses	\$ -	\$ -	\$ -	\$ -	\$ -	\$ -	-	
05.040 Total Other Financing Uses	\$ -	\$ -	\$ -	\$ -	\$ -	\$ -	-	
<b>05.050 Total Expenditure and Other Financing Uses</b>	<b>\$ 2,688,122</b>	<b>\$ 2,748,665</b>	<b>\$ 60,543</b>	<b>\$ 28,714,991</b>	<b>\$ 28,378,218</b>	<b>\$ (336,773)</b>	<b>▲</b>	
<b>06.010 Excess Rev &amp; Oth Financing Sources over(under) Ex</b>	<b>\$ 1,099,822</b>	<b>\$ 128,323</b>	<b>\$ (971,499)</b>	<b>\$ 3,665,160</b>	<b>\$ 4,596,840</b>	<b>\$ 931,680</b>	<b>▲</b>	
07.010 Cash Balance-July1 -Excluding Proposed Renew/Replace & New		\$ 22,432,957	\$ 22,432,957	▲		\$ 17,964,440	▲	
<b>07.020 Cash Balance June 30</b>		<b>\$ 22,561,280</b>	<b>\$ 21,461,458</b>	<b>▲</b>		<b>\$ 22,561,280</b>	<b>\$ 18,896,120</b>	<b>▲</b>
08.010 Estimated Encumbrances June 30		\$ 1,476,589	\$ 1,476,589	▲		\$ 1,476,589	\$ 1,476,589	▲

## *Notes*

### **Revenues**

Line 1.01 Property Tax reflect 5.6% increase for the fiscal year. We are \$702,475 over budget. The increase is the result of the 23.5% increase in assessed values.

Line 1.03 Income Tax is \$351,369 (5.9%) over budget. April is the final settlement for fiscal year 2023. April was 2.4% over our budget so, income tax has slowed.

Line 1.05 Property Tax Allocation is the reimbursement of Rollback and Homestead from the State, we should receive in May.

Line 1.06 Other Operating Revenues for March reflects \$415,435 revenue over budget, we will receive Catastrophic Cost and Medicaid and will remain over budget on Other Revenues for FY23.

Total Revenues is currently 1.4% or \$465,248 over budget. If adjusted for the Rollback and Homestead would be increase budget would be 4.5% over budget.

### **Expenditures**

3.01 & 3.02 Wages and Benefits are 2.3% (\$556,652) under budget.

3.03 Purchased Services continue under budget. The expenditures for Instructional Purchase Services, Tuition for College Plus, and Repairs are the main factors of the purchased service and basically remained unchanged, under \$125,843 under budget.

3.04 Supplies are over budget for annual expenditures Edmentum, MVECA software, and Curriculum have expenditure higher than budget early in the school year carryover expenditures for the ELA curriculum accounts for most of the expenditures. We will also be moving forward with the curriculum update for the summer of 2023. We will request additional appropriations for this fiscal year.

3.05 Capital Outlay –We have delivery of 4 buses and the General Fund Capital Outlay expenditures are \$59,544 under budget and was offset with \$135,000 from, a state grant.

Total Expenditures are \$336,773 under budget or 125%.

Summary – April's Report reflects stronger finances for the reporting year. We will add to the reserves.

## NORTHEASTERN LOCAL SCHOOL DISTRICT

### Fund Report

Code	Fund Description	FY Beginning Balance	MTD Actual Receipts	FYTD Actual Receipts	MTD Expended	FYTD Expended	Current Balance	FY Encumbrances	FYTD Unencumbered
001	GENERAL	\$ 17,964,439.51	\$ 2,876,987.74	\$ 32,975,058.52	\$ 2,748,664.83	\$ 28,378,218.09	\$ 22,561,279.94	\$ 1,476,588.64	\$ 21,084,691.30
002	BOND RETIREMENT	1,276,053.76	538.57	3,913,013.44	0.00	2,425,804.60	2,763,262.60	3,904,275.00	(1,141,012.40)
003	PERMANENT IMPROVEMENT	1,412,878.87	305.01	471,093.52	198,947.46	891,168.29	992,804.10	302,106.32	690,697.78
004	BUILDING	7,946,839.92	7,056.16	67,269.78	200,910.51	3,548,131.00	4,465,978.70	3,860,229.43	605,749.27
006	FOOD SERVICE	859,053.02	166,304.01	843,658.80	92,162.89	835,929.26	866,782.56	121,739.79	745,042.77
007	SPECIAL TRUST	28,684.91	1,000.00	4,250.00	0.00	4,100.00	28,834.91	2,000.00	26,834.91
008	ENDOWMENT	10,068.70	0.00	0.00	0.00	0.00	10,068.70	0.00	10,068.70
010	CLASSROOM FACILITIES	24,337,965.07	1,895,155.38	9,139,026.78	858,641.13	18,896,043.89	14,580,947.96	5,965,811.14	8,615,136.82
018	PUBLIC SCHOOL SUPPORT	77,251.55	234.67	32,399.06	2,640.59	35,611.97	74,038.64	6,466.07	67,572.57
019	OTHER GRANT	26,661.09	59.63	13,266.74	7,894.83	20,814.94	19,112.89	4,186.93	14,925.96
020	SPECIAL ENTERPRISE FUND	190,691.19	9,484.00	108,538.92	11,101.30	103,521.27	195,708.84	4,006.32	191,702.52
022	DISTRICT CUSTODIAL	0.00	0.00	4,455.00	0.00	4,195.00	260.00	690.00	(430.00)
027	WORKMANS COMPENSATION-SELF INS	324,228.71	0.00	1,309.02	0.00	84,694.00	240,843.73	88,866.00	151,977.73
031	UNDERGROUND STORAGE TANK FUND	11,000.00	0.00	0.00	0.00	0.00	11,000.00	0.00	11,000.00
034	CLASSROOM FACILITIES MAINT.	945,231.26	2,583.17	275,914.62	0.00	4,284.64	1,216,861.24	0.00	1,216,861.24
200	STUDENT MANAGED ACTIVITY	184,265.02	14,048.26	144,248.86	5,466.88	114,717.73	213,796.15	53,955.69	159,840.46
300	DISTRICT MANAGED ACTIVITY	38,246.49	10,464.11	294,139.90	28,402.65	273,364.11	59,022.28	156,626.14	(97,603.86)
401	AUXILIARY SERVICES	27,806.04	225.93	297,071.27	18,718.52	216,978.11	107,899.20	836.40	107,062.80
451	DATA COMMUNICATION FUND	50,400.00	0.00	10,800.00	0.00	0.00	61,200.00	0.00	61,200.00
461	VOCATIONAL EDUC. ENHANCEMENTS	0.00	0.00	16,000.00	0.00	16,000.00	0.00	0.00	0.00
467	STUDENT WELLNESS AND SUCCESS FUND	526,506.12	0.00	0.00	0.00	0.00	526,506.12	0.00	526,506.12
499	MISCELLANEOUS STATE GRANT FUND	14,492.00	0.00	150,000.00	145,130.64	145,130.64	19,361.36	6,328.36	13,033.00
507	ELEMENTARY AND SECONDARY SCHOOL EMERGENCY RELIEF FUND	0.00	86,887.83	556,312.32	42,548.24	598,860.56	(42,548.24)	0.00	(42,548.24)
516	IDEA PART B GRANTS	0.00	96,269.56	703,672.30	69,005.73	777,838.06	(74,165.76)	770.00	(74,935.76)

**NORTHEASTERN LOCAL SCHOOL DISTRICT**

**Fund Report**

<b>Code</b>	<b>Fund Description</b>	<b>FY Beginning Balance</b>	<b>MTD Actual Receipts</b>	<b>FYTD Actual Receipts</b>	<b>MTD Expended</b>	<b>FYTD Expended</b>	<b>Current Balance</b>	<b>FY Encumbrances</b>	<b>FYTD Unencumbered</b>
536	TITLE I SCHOOL IMPROVEMENT A	\$ 0.00	\$ 0.00	\$ 14,838.00	\$ 0.00	\$ 7,944.00	\$ 6,894.00	\$ 7,500.00	\$ (606.00)
572	TITLE I DISADVANTAGED CHILDREN	0.00	39,619.43	311,169.91	27,594.70	337,240.15	(26,070.24)	1,185.19	(27,255.43)
584	Title IV-Student Support	0.00	0.00	22,815.45	0.00	26,482.20	(3,666.75)	0.00	(3,666.75)
587	IDEA PRESCHOOL-HANDICAPPED	0.00	0.00	24,698.14	0.00	26,293.46	(1,595.32)	0.00	(1,595.32)
590	IMPROVING TEACHER QUALITY	0.00	6,523.94	72,127.89	3,150.10	76,963.55	(4,835.66)	0.00	(4,835.66)
<b>Grand Total</b>		<b>\$ 56,252,763.23</b>	<b>\$ 5,213,747.40</b>	<b>\$ 50,467,148.24</b>	<b>\$ 4,460,981.00</b>	<b>\$ 57,850,329.52</b>	<b>\$ 48,869,581.95</b>	<b>\$ 15,964,167.42</b>	<b>\$ 32,905,414.53</b>

**Northeastern Local School District**  
**General Accounts Reconciliation**  
**For Month Ended April 2023**

Bank Balance per Statement	\$	3,619.58
Money Market Account	\$	53,621.28
PaySchool Account	\$	39,584.05
Fern Tingley Trust Certificate of Deposit	\$	10,000.00
Star Ohio	\$	4,988,209.87
Star Ohio Building- Debt	\$	3,250,881.89
RedTree Investment	\$	20,827,172.31
RedTree Building	\$	18,136,235.41
Park State Building	\$	1,665,213.89
Total Reconciling Items	\$	<u>(104,956.33)</u>
	\$	<u>48,869,581.95</u>

Cash Balance - General Fund	\$	22,561,279.94
Cash Balance - Debt Service (002)	\$	2,763,262.60
Cash Balance Building Funds (004 & 010)	\$	18,204,266.76
Cash Balance - Permanent Improvement (003)	\$	1,191,446.55
Cash Balance - Other	\$	<u>4,149,326.10</u>
	\$	<u>48,869,581.95</u>

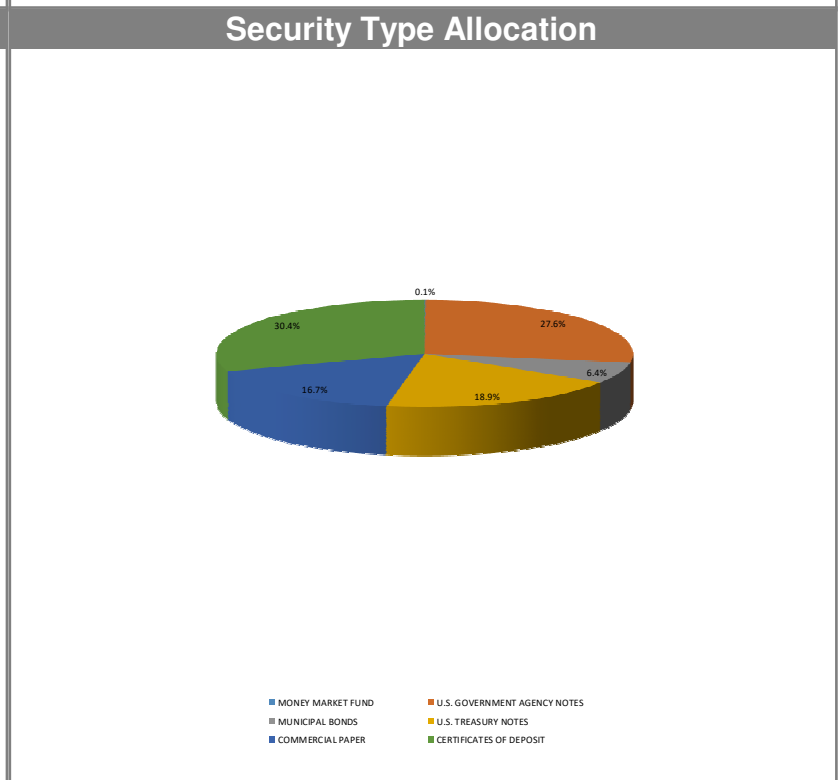
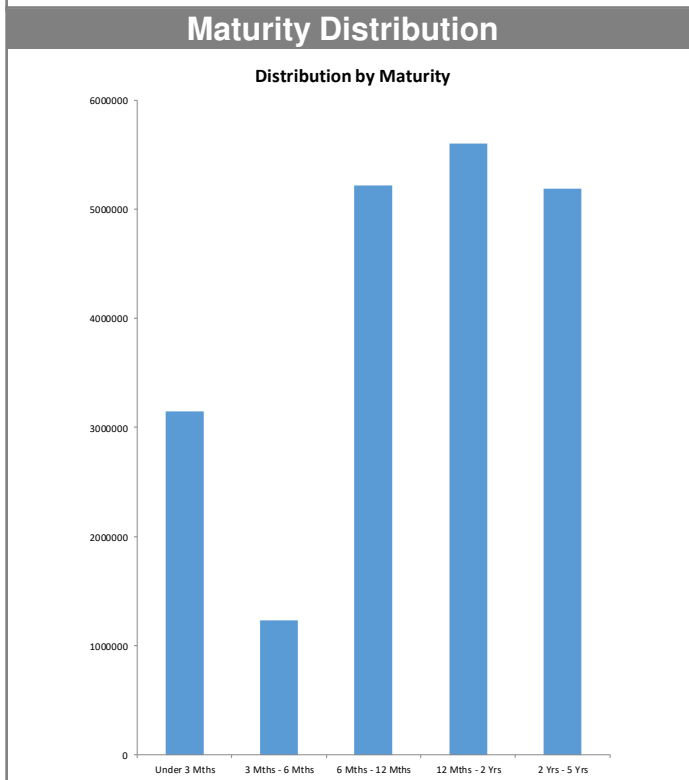
**Northeastern Local School District**  
**Revenue & Expenditure Report (Northeastern and Kenton Ridge Pre-K -12 Buildings**  
**As of 4/30/2023**

	Budget	Budget GMP	Fiscal Years 2018-2022	Month	Fiscal Year to Date	Project to Date
Revenue:						
Local Money (Debt)	\$ 61,452,457	\$ 61,452,457	\$ 61,452,457			\$ 61,452,457
Local Funded (Debt)	\$ 17,882,543	\$ 17,882,543	\$ 17,882,543			\$ 17,882,543
Debt Total	\$ 79,335,000	\$ 79,335,000	\$ 79,335,000			\$ 79,335,000
State Funding	\$ 40,968,961	\$ 40,968,961	\$ 30,360,259	\$ 1,869,530	\$ 8,898,417	\$ 39,258,676
Interest						\$ -
Fund 004			\$ 788,156	\$ 7,056	\$ 67,270	\$ 855,426
Fund 010 Local			\$ 2,778,064	\$ 23,596	\$ 177,579	\$ 2,955,643
Fund 010 State			\$ 40,553	\$ 2,029	\$ 58,191	\$ 98,744
Other Debt Premium	\$ -	\$ -	\$ 867,674	\$ -	\$ -	\$ 867,674
Total Revenues & Resources	\$ 120,303,961	\$ 120,303,961	\$ 114,169,706	\$ 1,902,211	\$ 9,201,457	\$ 123,371,163
By Fund						
Fund 004			\$ 18,670,699	\$ 7,056	\$ 67,270	\$ 18,737,969
Fund 010			\$ 95,499,007	\$ 1,895,155	\$ 9,134,187	\$ 104,633,194
						\$ 123,371,163
Expenditures:						
Building						
Northeastern PK-12	\$ 41,666,465	\$ 41,925,237	\$ 36,680,086	\$ 984,412	\$ 5,090,120	\$ 41,770,206
Kenton Ridge PK12	\$ 57,367,196	\$ 58,523,273	\$ 34,954,557	\$ 49,650	\$ 16,301,978	\$ 51,256,535
Architect & Professional Service		\$ 7,946,045	\$ 6,942,096	\$ -	\$ 784,995	\$ 7,727,091
CMR -PreCon and Early Site		\$ 3,512,983	\$ 1,063,444		\$ -	\$ 1,063,444
Land		\$ 1,069,869	\$ 1,069,869		\$ -	\$ 1,069,869
Other cost	\$ 17,882,543	\$ 828,804	\$ 72,530	\$ -	\$ 4,892	\$ 72,530
Abate and Demo	\$ 3,388,742	\$ 3,388,742				
LFO Project				\$ 25,490	\$ 262,190	
Debt Payment from Sale			\$ 866,624			\$ 866,624
To Contingency	\$ -	\$ 964,678	\$ 235,696	\$ -	\$ -	\$ 235,696
	\$ 120,304,946	\$ 118,159,631	\$ 81,884,902	\$ 1,059,552	\$ 22,444,175	\$ 104,061,995
By Fund						
Fund 004			\$ 10,726,445	\$ 200,911	\$ 3,548,131	\$ 14,274,576
Fund 010			\$ 71,161,043	\$ 1,021,402	\$ 18,896,044	\$ 90,057,087
				\$ 1,222,313	\$ 22,444,175	\$ 4,463,393
<b>Special Project Summary</b>						
Fund Balance						
a Fund 004			\$ 7,946,839		\$ 4,465,978	
Less Encumbered	Wengers	Music Rooms			\$ 481,412	
	Stan Assoc	Balance Bldg			\$ (105)	
	Shook	Construction			\$ 114,889	
	Ruetschle	Architect			\$ 54,502	
	Equipment Guy	Weight Room			\$ (3,226)	
	2301129	Furniture NE			\$ 7,734	
	Dant Clayton	Bleachers	Special Project	\$ 789,103	\$ 552,403	
	JL KUCK	Tracks			\$ 2,500,000	
	CDW	Control Computers		\$ 8,100	\$ 2,120	
b Total Encumbered					\$ 3,709,729	
c LFO (Tracks KR \$7K, NE \$3K, BOE \$3K)						
a minus b-minus c	Special Project Available				\$ 756,249	
a Fund 010					\$ 14,580,948	
Less Encumbered	Shook	Construction			\$ 5,400,572	
	Ruetschle	Architect			\$ 516,535	
	MVECA	Phone System			\$ 39,296	
	Stan Assoc	Balance Bldg			\$ 9,408	
					\$ 2,826,176	
b Demo					\$ 2,826,176	
Total Encumbered					\$ 8,791,987	
c Less State plus LFI return \$2M					\$ (386,324)	
	Special Project Available				\$ 5,402,637	
	Total Special Projects & LFO				\$ 6,158,886	



**Monthly Investment Summary**  
**Northeastern Local School District**  
**US Bank Custodian Acct Ending x70762**  
 April 30, 2023

Monthly Cash Flow Activity		Market Value Summary				
<b>From 03-31-23 through 04-30-23</b>						
Beginning Book Value	20,805,677.22	<b>Security Type</b>	<b>Market Value</b>	<b>Pct. Assets</b>	<b>Avg Yield at Cost</b>	<b>Wght Avg Mat</b>
Contributions	0.00	<b>Money Market Fund</b>				
Withdrawals	0.00	MONEY MARKET FUND	15,812.18	0.1	4.71	0.00
Prior Month Management Fees	-1,577.48	<b>Fixed Income</b>				
Realized Gains/Losses	221.80	MUNICIPAL BONDS	1,300,037.00	6.4	0.97	2.97
Gross Interest Earnings	22,850.77	U.S. GOVERNMENT AGENCY NOTES	5,611,708.85	27.5	1.62	1.78
Ending Book Value	20,827,172.31	U.S. TREASURY NOTES	3,832,901.69	18.8	2.05	0.83
		Accrued Interest	35,779.16	0.2		
		<b>Commercial Paper</b>				
		COMMERCIAL PAPER	3,394,254.95	16.6	5.21	0.30
		<b>Certificate of Deposit</b>				
		CERTIFICATES OF DEPOSIT	6,174,088.96	30.3	3.65	1.65
		Accrued Interest	30,358.63	0.1		
		<b>TOTAL PORTFOLIO</b>	<b>20,394,941.42</b>	<b>100.0</b>	<b>2.88</b>	<b>1.39</b>



**Disclosures:**

RedTree's internal accounting system is used as the source of the market value of this account. Although obtained from a source believed to be reliable, we cannot guarantee its accuracy. You should review all account statements provided by the custodian and compare with the statements provided by RedTree.

**Portfolio Holdings Report**  
**Northeastern Local School District**  
**US Bank Custodian Acct Ending x70762**  
 April 30, 2023

Quantity	Cusip	Security Description	Moody's	S&P	Cost Basis	Market Value	Yield at Cost	Wtd Maturity	Purchase Date
<b>U.S. GOVERNMENT AGENCY NOTES</b>									
250,000	3130ANDP2	Federal Home Ln Bank 0.250% Due 08-18-23	Aaa	AA+	250,000.00	246,262.93	0.25	0.30	08-18-21
305,000	3133EMHL9	Federal Farm Credit Bank 0.310% Due 11-30-23	Aaa	AA+	304,673.65	296,552.60	0.36	0.57	10-06-21
410,000	3133EMJQ6	Federal Farm Credit Bank 0.280% Due 12-08-23	Aaa	AA+	410,205.00	397,954.16	0.26	0.59	06-16-21
500,000	3130A0XE5	Federal Home Ln Bank 3.250% Due 03-08-24	Aaa	AA+	499,225.00	493,062.72	3.35	0.83	08-17-22
350,000	3130ALKS2	Federal Home Ln Bank 0.375% Due 03-15-24	Aaa	AA+	349,597.50	335,662.32	0.42	0.85	10-04-21
310,000	3130AMFP2	Federal Home Ln Bank 0.500% Due 08-27-24	Aaa	AA+	310,000.00	292,582.58	0.50	1.29	05-27-21
250,000	3130AKDS2	Federal Home Ln Bank 0.390% Due 10-28-24	Aaa	AA+	250,242.50	234,278.92	0.36	1.46	02-19-21
250,000	3130AMNR9	Federal Home Ln Bank 0.625% Due 11-27-24	Aaa	AA+	250,000.00	234,575.45	0.63	1.53	05-28-21
300,000	3130AMR53	Federal Home Ln Bank 0.620% Due 12-09-24	Aaa	AA+	277,335.00	281,275.51	5.11	1.56	02-28-23
500,000	3130AP6F7	Federal Home Ln Bank 0.600% Due 01-07-25	Aaa	AA+	500,000.00	466,681.40	0.60	1.64	10-07-21
450,000	3133EMER9	Federal Farm Credit Bank 0.470% Due 01-27-25	Aaa	AA+	449,482.50	418,387.75	0.50	1.69	10-29-20
500,000	3134GWUG9	Federal Home Ln Mtg 0.570% Due 09-24-25	Aaa	AA+	500,000.00	458,286.86	0.57	2.34	09-24-20
235,000	3134GXHD9	Federal Home Ln Mtg 0.700% Due 12-23-25	Aaa	AA+	235,000.00	214,370.76	0.70	2.57	12-23-20
300,000	3133ENXS4	Federal Farm Credit Bank 3.375% Due 05-26-26	Aaa	AA+	300,000.00	290,106.43	3.37	2.83	05-26-22
250,000	3133ENF96	Federal Farm Credit Bank 3.960% Due 08-17-26	Aaa	AA+	250,000.00	243,976.54	3.96	3.02	08-17-22
200,000	3130ANMH0	Federal Home Ln Bank 1.100% Due 08-20-26	Aaa	AA+	200,000.00	181,144.78	1.10	3.18	08-20-21
120,000	3130ANNP1	Federal Home Ln Bank 1.100% Due 08-24-26	Aaa	AA+	120,000.00	108,655.85	1.10	3.19	08-30-21
265,000	3130AT3P0	Federal Home Ln Bank 5.000% Due 09-14-27	Aaa	AA+	265,000.00	261,789.42	5.00	3.85	09-28-22
180,000	3134GXHU1	Federal Home Ln Mtg 0.780% Due 12-14-27	Aaa	AA+	150,372.00	156,101.84	4.68	4.44	03-10-23
	Accrued Interest					17,326.46			
					5,871,133.15	5,629,035.30	1.62	1.78	
<b>MUNICIPAL BONDS</b>									
145,000	071149FM5	Bath LSD, OH GO 1.000% Due 12-01-23	A1	AA	147,784.00	142,198.60	0.40	0.57	09-10-20
155,000	733845MS7	Port Clinton CSD, OH GO 0.000% Due 12-01-23		AA+	150,195.00	150,638.30	0.99	0.57	09-02-20
100,000	564283YW3	City of Mansfield, OH GO 5.000% Due 12-01-24	A2	AA	117,917.00	102,757.00	0.58	1.49	10-22-20
200,000	51280UCN5	Lakota LSD, OH GO 2.392% Due 12-01-26	Aa1	AA+	214,912.00	187,574.00	1.00	3.35	05-24-21
290,000	927620CV4	Violet Township, OH GO 0.989% Due 12-01-26	Aa2		290,000.00	257,276.40	0.99	3.44	08-25-21
100,000	915489B56	City of Upper Arlington, OH GO 1.098% Due 12-01-27		AAA	99,461.00	87,035.00	1.18	4.36	06-11-21
145,000	774829JC0	Rocky River CSD, OH GO 4.000% Due 12-01-27	Aa2		169,586.20	143,012.05	1.19	4.08	08-18-21
265,000	199492P86	City of Columbus, OH GO 1.215% Due 04-01-28	Aaa	AAA	265,000.00	229,545.65	1.21	4.67	02-17-21

**Disclosures:**

RedTree's internal accounting system is used as the source of the market value of this account. Although obtained from a source believed to be reliable, we cannot guarantee its accuracy. You should review all account statements provided by the custodian and compare with the statements provided by RedTree.

Questions? Call 888.596.2293 or email [info@redtreeinv.com](mailto:info@redtreeinv.com)

**Portfolio Holdings Report**  
**Northeastern Local School District**  
**US Bank Custodian Acct Ending x70762**  
 April 30, 2023

Quantity	Cusip	Security Description	Moody's	S&P	Cost Basis	Market Value	Yield at Cost	Wtd Maturity	Purchase Date
Accrued Interest						9,018.35			
					1,454,855.20	1,309,055.35	0.97	2.97	
<b>U.S. TREASURY NOTES</b>									
725,000	91282CCK5	US Treasury Note 0.125% Due 06-30-23	Aaa	AA+	722,875.97	719,273.76	0.27	0.17	06-30-21
500,000	91282CCN9	US Treasury Note 0.125% Due 07-31-23	Aaa	AA+	498,906.25	493,828.12	0.24	0.25	08-12-21
250,000	91282CDA6	US Treasury Note 0.250% Due 09-30-23	Aaa	AA+	249,718.08	245,273.44	0.31	0.41	09-30-21
475,000	9128285U0	US Treasury Note 2.625% Due 12-31-23	Aaa	AA+	471,845.71	468,004.88	3.08	0.65	06-30-22
500,000	91282CEG2	US Treasury Note 2.250% Due 03-31-24	Aaa	AA+	493,457.03	488,398.44	3.02	0.89	06-28-22
500,000	91282CEK3	US Treasury Note 2.500% Due 04-30-24	Aaa	AA+	493,398.44	488,593.75	3.30	0.97	08-12-22
400,000	91282CFG1	US Treasury Note 3.250% Due 08-31-24	Aaa	AA+	399,218.75	393,328.12	3.35	1.28	08-31-22
250,000	9128283V0	US Treasury Note 2.500% Due 01-31-25	Aaa	AA+	246,875.00	242,705.08	3.00	1.68	06-13-22
300,000	9128285J5	US Treasury Note 3.000% Due 10-31-25	Aaa	AA+	300,000.00	293,496.09	3.00	2.38	06-10-22
Accrued Interest						9,434.35			
					3,876,295.23	3,842,336.04	2.05	0.83	
<b>CERTIFICATES OF DEPOSIT</b>									
249,000	06426KBC1	Bank of New England, NH 2.550% Due 05-23-23			248,526.90	248,590.42	2.61	0.06	05-23-19
246,000	38148P5F0	Goldman Sachs Bank USA, NY 3.050% Due 02-20-24			245,692.50	242,418.97	3.08	0.78	02-20-19
246,000	856285PG0	State Bank of India, NY 3.150% Due 02-28-24			245,508.00	242,527.03	3.20	0.80	03-01-19
249,000	538036KC7	Live Oak Banking Co, NC 1.650% Due 03-06-24			248,502.00	242,270.88	1.71	0.82	03-06-20
249,000	90348JJQ4	UBS Bank USA, UT 2.900% Due 04-03-24			248,352.60	244,532.49	2.97	0.89	04-03-19
249,000	58404DKK6	Medallion Bank, UT 0.350% Due 05-21-24			248,875.50	237,331.17	0.37	1.03	05-24-21
246,000	14042RLP4	Capital One, NA, Mclean, VA 2.650% Due 05-22-24			244,856.10	240,361.61	2.75	1.02	05-24-19
246,000	254673J72	Discover Bank, DE 3.100% Due 06-28-24			245,754.00	241,035.97	3.15	1.11	06-28-22
246,000	02589AD41	American Express Nat'l Bank, UT 3.300% Due 07-01-24			245,754.00	241,554.99	3.35	1.12	06-29-22
245,000	02007GUN1	Ally Bank, UT 3.150% Due 07-08-24			244,632.50	240,072.91	3.23	1.14	07-07-22
245,000	795451BP7	Sallie Mae Bank, UT 3.300% Due 07-08-24			244,755.00	240,495.04	3.34	1.14	07-07-22
247,000	14042TBQ9	Capital One Bank USA, Glen Allen, VA 2.250% Due 08-07-24			246,506.00	238,942.57	2.29	1.22	08-07-19
246,000	05580AP24	BMW Bank of North America, UT 3.250% Due 08-12-24			245,754.00	240,931.31	3.30	1.23	08-12-22
249,000	9497635U6	Wells Fargo Bank, SD 4.500% Due 02-03-25			249,000.00	247,027.19	4.54	1.65	02-02-23
243,000	564759SC3	Manufacturers & Traders Trust Co, NY 5.250% Due 03-17-25			242,757.00	244,134.03	5.30	1.76	03-17-23

**Disclosures:**

RedTree's internal accounting system is used as the source of the market value of this account. Although obtained from a source believed to be reliable, we cannot guarantee its accuracy. You should review all account statements provided by the custodian and compare with the statements provided by RedTree.

Questions? Call 888.596.2293 or email [info@redtreeinv.com](mailto:info@redtreeinv.com)

**Portfolio Holdings Report**  
**Northeastern Local School District**  
**US Bank Custodian Acct Ending x70762**  
 April 30, 2023

Quantity	Cusip	Security Description	Moody's	S&P	Cost Basis	Market Value	Yield at Cost	Wtd Maturity	Purchase Date
248,000	884693BY7	Thomasville Natl Bank, GA 5.050% Due 03-24-25			247,876.00	248,280.37	5.13	1.77	03-24-23
244,000	332135KV3	First National Bank of Omaha, NE 4.700% Due 04-14-25			243,756.00	242,659.22	4.75	1.84	04-14-23
245,000	87164YN67	Synchrony Bank, UT 3.350% Due 07-01-25			244,632.50	236,786.93	3.40	2.04	07-01-22
157,000	598580AP3	Mifflinburg B&T Co, PA 5.000% Due 09-22-25			156,882.25	157,071.19	5.08	2.20	03-20-23
248,000	910286GD9	United Fidelity Bank FSB, IN 5.050% Due 09-30-25			247,752.00	248,402.18	5.15	2.22	03-30-23
244,000	319477AN5	First-Citizens B&T, NC 4.700% Due 10-28-25			243,634.00	242,435.10	4.75	2.33	10-28-22
243,000	23204HNV6	Customers Bank, PA 5.000% Due 03-31-26			243,000.00	243,291.56	5.00	2.68	03-31-23
249,000	695292FT4	Paducah B&T, KY 4.500% Due 04-13-26			248,751.00	245,907.92	4.58	2.70	04-13-23
205,000	12547CAZ1	CIBC Bank USA, IL 4.550% Due 04-14-26			204,692.50	202,745.48	4.60	2.73	04-14-23
249,000	34520LAX1	Forbright Bank, MD 4.100% Due 12-15-26			248,502.00	242,494.90	4.19	3.28	12-15-22
245,000	89235MNV7	Toyota Financial Savings Bank, NV 3.450% Due 08-18-27			244,387.50	231,787.56	3.50	3.90	08-18-22
	Accrued Interest					30,358.63			
					6,269,091.85	6,204,447.58	3.65	1.65	
<b>COMMERCIAL PAPER</b>									
150,000	46590ESA7	JP Morgan 0.000% Due 05-10-23	P-1	A-1	145,890.67	149,753.70	3.78	0.03	08-15-22
250,000	78015DTL4	Royal Bank of Canada (RBC) 0.000% Due 06-20-23	P-1	A-1+	241,680.42	248,161.00	5.04	0.14	10-17-22
565,000	89233HTP9	Toyota Motor Credit 0.000% Due 06-23-23	P-1	A-1+	546,085.68	560,574.35	5.15	0.15	10-24-22
170,000	89233HTU8	Toyota Motor Credit 0.000% Due 06-28-23	P-1	A-1+	166,065.59	168,547.86	5.05	0.16	01-10-23
440,000	89233HTV6	Toyota Motor Credit 0.000% Due 06-29-23	P-1	A-1+	430,790.80	436,179.04	4.93	0.17	01-24-23
250,000	78013WU65	Royal Bank of Canada (RBC) 0.000% Due 07-06-23	P-1	A-1+	243,194.45	247,593.50	5.14	0.18	12-22-22
250,000	06054PUK0	Bank of America 0.000% Due 07-19-23		A-1	240,322.22	247,090.50	5.41	0.22	10-24-22
125,000	89233HUM4	Toyota Motor Credit 0.000% Due 07-21-23	P-1	A-1+	120,310.00	123,523.00	5.24	0.23	10-26-22
250,000	78015DX21	Royal Bank of Canada (RBC) 0.000% Due 10-02-23	P-1	A-1+	242,643.96	244,369.75	5.43	0.42	03-15-23
500,000	78015DYT1	Royal Bank of Canada (RBC) 0.000% Due 11-27-23	P-1	A-1+	483,229.17	484,498.00	5.43	0.57	04-11-23
250,000	63873KZ42	Natixis NY 0.000% Due 12-04-23	P-1	A-1	239,915.28	242,029.50	5.71	0.59	03-14-23
250,000	13608BZ72	Canadian Imp Holdings 0.000% Due 12-07-23	P-1	A-1	239,856.46	241,934.75	5.66	0.59	03-13-23
					3,339,984.70	3,394,254.95	5.21	0.30	
<b>MONEY MARKET FUND</b>									
	USBMMF	First American Treasury Obligations Fund			15,812.18	15,812.18	4.71		
<b>TOTAL PORTFOLIO</b>					20,827,172.31	20,394,941.42	2.88	1.39	

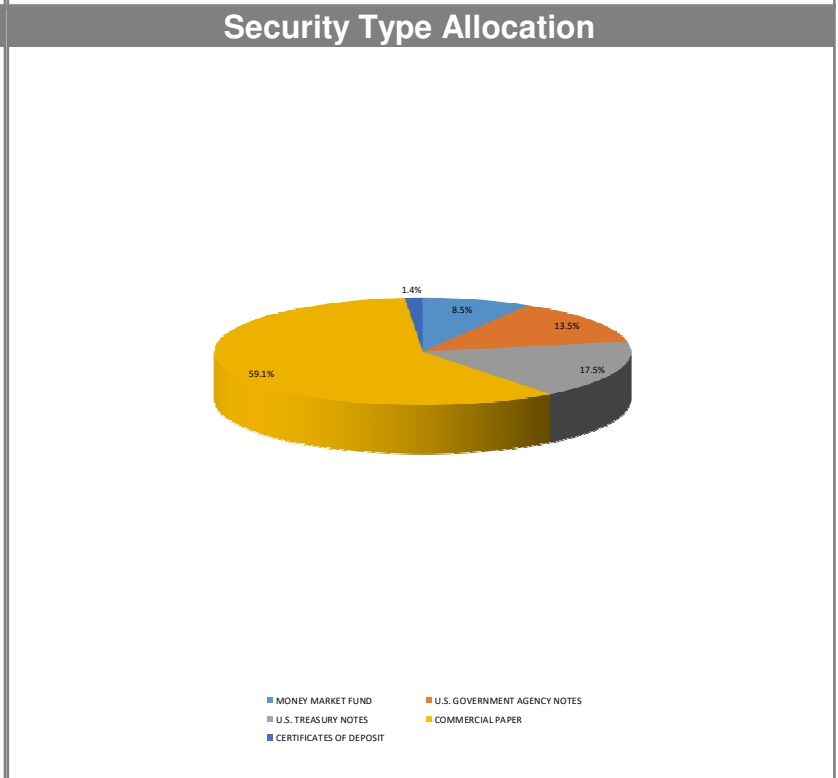
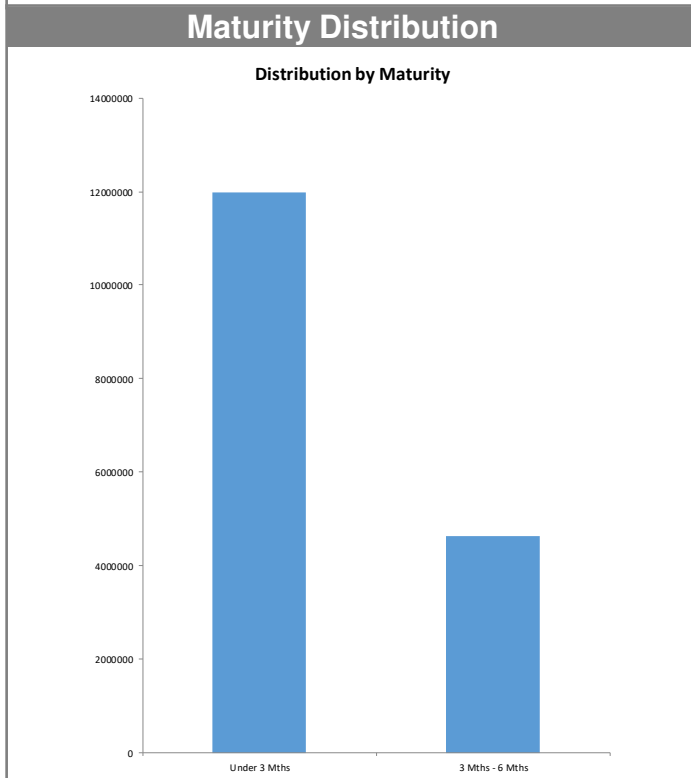
**Disclosures:**

RedTree's internal accounting system is used as the source of the market value of this account. Although obtained from a source believed to be reliable, we cannot guarantee its accuracy. You should review all account statements provided by the custodian and compare with the statements provided by RedTree.

Questions? Call 888.596.2293 or email [info@redtreeinv.com](mailto:info@redtreeinv.com)

**Monthly Investment Summary**  
**Northeastern Local School District - 2018 Bond Proceeds**  
**US Bank Custodian Acct Ending x99845**  
 April 30, 2023

Monthly Cash Flow Activity		Market Value Summary				
<b>From 03-31-23 through 04-30-23</b>						
Beginning Book Value	18,105,583.14	<b>Security Type</b>	<b>Market Value</b>	<b>Pct. Assets</b>	<b>Avg Yield at Cost</b>	<b>Wght Avg Mat</b>
Contributions	0.00	<b>Money Market Fund</b>				
Withdrawals	0.00	MONEY MARKET FUND	1,535,743.67	8.5	4.71	0.00
Prior Month Management Fees	-1,402.21	<b>Fixed Income</b>				
Realized Gains/Losses	1,816.41	U.S. GOVERNMENT AGENCY NOTES	2,458,300.80	13.5	0.30	0.33
Gross Interest Earnings	30,238.07	U.S. TREASURY NOTES	3,181,895.89	17.5	0.69	0.27
Ending Book Value	18,136,235.41	Accrued Interest	6,548.27	0.0		
		<b>Commercial Paper</b>				
		COMMERCIAL PAPER	10,728,769.40	59.1	5.07	0.18
		<b>Certificate of Deposit</b>				
		CERTIFICATES OF DEPOSIT	248,315.03	1.4	0.23	0.05
		Accrued Interest	222.39	0.0		
		<b>TOTAL PORTFOLIO</b>	<b>18,159,795.46</b>	<b>100.0</b>	<b>3.56</b>	<b>0.20</b>



**Disclosures:**

RedTree's internal accounting system is used as the source of the market value of this account. Although obtained from a source believed to be reliable, we cannot guarantee its accuracy. You should review all account statements provided by the custodian and compare with the statements provided by RedTree.

**Portfolio Holdings Report**  
**Northeastern Local School District - 2018 Bond Proceeds**  
**US Bank Custodian Acct Ending x99845**  
 April 30, 2023

Quantity	Cusip	Security Description	Moody's	S&P	Cost Basis	Market Value	Yield at Cost	Wtd Maturity	Purchase Date
<b>U.S. GOVERNMENT AGENCY NOTES</b>									
1,500,000	3133EL3E2	Federal Farm Credit Bank 0.320% Due 08-10-23	Aaa	AA+	1,500,052.50	1,479,302.13	0.32	0.27	09-16-21
1,000,000	3133EMBQ4	Federal Farm Credit Bank 0.270% Due 10-05-23	Aaa	AA+	999,900.00	978,998.67	0.27	0.42	09-08-21
		Accrued Interest				1,275.00			
					2,499,952.50	2,459,575.80	0.30	0.33	
<b>U.S. TREASURY NOTES</b>									
1,000,000	91282CCD1	US Treasury Note 0.125% Due 05-31-23	Aaa	AA+	999,101.56	996,342.58	0.17	0.08	08-06-21
500,000	9128284U1	US Treasury Note 2.625% Due 06-30-23	Aaa	AA+	497,871.10	498,072.06	3.05	0.17	06-17-22
1,720,000	91282CDA6	US Treasury Note 0.250% Due 09-30-23	Aaa	AA+	1,718,060.41	1,687,481.25	0.31	0.41	09-30-21
		Accrued Interest				5,273.27			
					3,215,033.07	3,187,169.17	0.69	0.27	
<b>CERTIFICATES OF DEPOSIT</b>									
249,000	27004PBQ5	Eaglemark Savings Bank, NV 0.200% Due 05-19-23			248,875.50	248,315.03	0.23	0.05	05-19-21
		Accrued Interest				222.39			
					248,875.50	248,537.42	0.23	0.05	
<b>COMMERCIAL PAPER</b>									
750,000	17327BTD7	Citigroup 0.000% Due 06-13-23	P-1	A-1	727,331.25	745,074.75	4.16	0.12	09-16-22
650,000	13608BTF1	Canadian Imp Holdings 0.000% Due 06-15-23	P-1	A-1	642,506.94	645,786.05	5.06	0.13	03-24-23
500,000	46640QTG6	JP Morgan 0.000% Due 06-16-23	P-1	A-1	493,433.06	496,564.50	5.10	0.13	03-14-23
500,000	89119BTL0	TD USA 0.000% Due 06-20-23	P-1	A-1+	493,402.78	496,371.50	5.07	0.14	03-17-23
300,000	89119BTN6	TD USA 0.000% Due 06-22-23	P-1	A-1+	296,380.83	297,740.70	5.11	0.15	03-28-23
1,000,000	22533UTP8	Credit Agricole NY 0.000% Due 06-23-23	P-1	A-1	985,095.83	992,180.00	5.19	0.15	03-10-23
500,000	06054PTT3	Bank of America 0.000% Due 06-27-23		A-1	493,200.00	495,766.50	5.17	0.16	03-23-23
500,000	89233HTT1	Toyota Motor Credit 0.000% Due 06-27-23	P-1	A-1+	491,022.50	495,800.00	4.95	0.16	02-14-23
300,000	89233HTU8	Toyota Motor Credit 0.000% Due 06-28-23	P-1	A-1+	294,844.50	297,437.40	5.00	0.16	02-22-23
500,000	89119BTV8	TD USA 0.000% Due 06-29-23	P-1	A-1+	482,828.75	495,739.00	5.31	0.17	10-31-22
500,000	63307MTW9	National Bank of Canada 0.000% Due 06-30-23	P-1	A-1	492,380.00	495,604.00	5.16	0.17	03-14-23
500,000	89119BU61	TD USA 0.000% Due 07-06-23	P-1	A-1+	493,566.81	495,194.50	5.16	0.18	04-06-23
500,000	55078UUA0	LVMH Moet 0.000% Due 07-10-23	P-1	A-1	491,587.36	494,987.00	5.18	0.20	03-13-23
1,000,000	60689GUA2	Mizuho Securities 0.000% Due 07-10-23	P-1	A-1	976,316.67	989,552.00	5.02	0.20	01-17-23
500,000	63307MUE7	National Bank of Canada 0.000% Due 07-14-23	P-1	A-1	493,789.17	494,606.50	5.20	0.21	04-18-23
500,000	78013WUE8	Royal Bank of Canada (RBC) 0.000% Due 07-14-23	P-1	A-1+	491,407.25	494,617.00	5.12	0.21	03-13-23

**Disclosures:**

RedTree's internal accounting system is used as the source of the market value of this account. Although obtained from a source believed to be reliable, we cannot guarantee its accuracy. You should review all account statements provided by the custodian and compare with the statements provided by RedTree.

Questions? Call 888.596.2293 or email [info@redtreeinv.com](mailto:info@redtreeinv.com)



**Portfolio Holdings Report**  
**Northeastern Local School District - 2018 Bond Proceeds**  
**US Bank Custodian Acct Ending x99845**  
 April 30, 2023

Quantity	Cusip	Security Description	Moody's	S&P	Cost Basis	Market Value	Yield at Cost	Wtd Maturity	Purchase Date
1,330,000	62479MUT8	MUFG Bank 0.000% Due 07-27-23	P-1	A-1	1,305,977.25	1,312,643.50	5.21	0.24	03-22-23
500,000	62479MV18	MUFG Bank 0.000% Due 08-01-23	P-1	A-1	491,559.72	493,104.50	5.24	0.25	04-05-23
					10,636,630.67	10,728,769.40	5.07	0.18	
<b>MONEY MARKET FUND</b>									
	USBMMF	First American Treasury Obligations Fund			1,535,743.67	1,535,743.67	4.71		
<b>TOTAL PORTFOLIO</b>					18,136,235.41	18,159,795.46	3.56	0.20	

**Disclosures:**

RedTree's internal accounting system is used as the source of the market value of this account. Although obtained from a source believed to be reliable, we cannot guarantee its accuracy. You should review all account statements provided by the custodian and compare with the statements provided by RedTree.

Questions? Call 888.596.2293 or email [info@redtreeinv.com](mailto:info@redtreeinv.com)