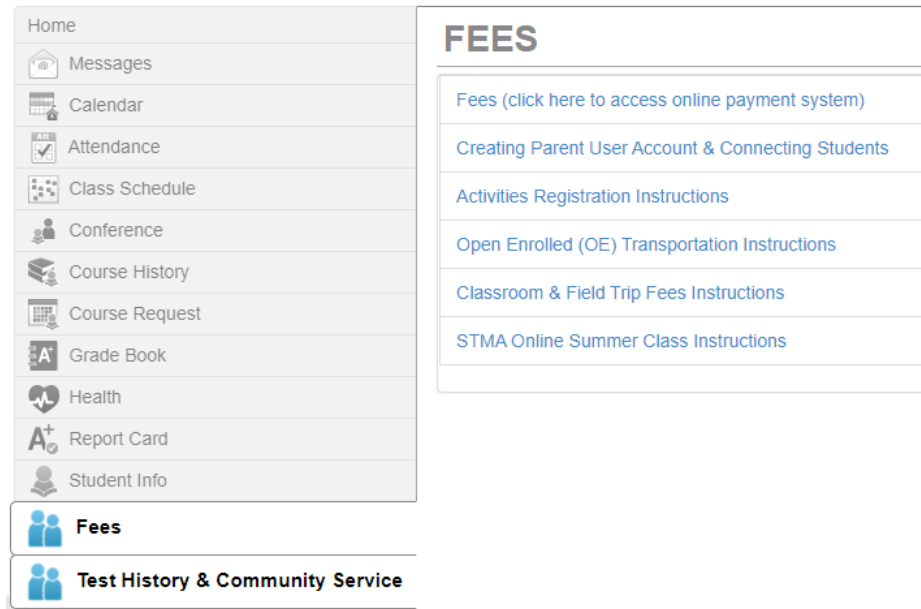


Optional Protection Plan Instructions

1. Log in to your [ParentVUE](#) account.
2. Click on Fees in the left navigation bar.
3. Click on Fees (click here to access online payment system) in the center of the page.




4. Click on the green dollar sign icon.



5. Log in with your credentials or [create a parent user account and add students to your account](#), if you have not done so already.
6. Click on the shopping cart icon.



- Click the blue Assign button for **each** student that you would like to purchase the protection plan.




test studentt

Student Account ID: **3097647**

Student ID: **1001**

District ID: **1691**

District: **ST. MICHAEL - ALBERTVILLE**




Other School Fees

Currently there are no fees assigned to test studentt. There are some optional fees that can be viewed by clicking the 'View Optional Fees' button below. Clicking 'Assign' on any of the optional fees will assign it to test studentt.

Assigned ID	Description	Date Assigned	Amount	
--	Protection Plan 2022-2023 -- Parents/Guardians may opt to purchase an annual Protection Plan for each device. The Protection Plan is structured to significantly offset the cost of most "First Incident" damages that occur.	--	\$45.00	Assign

[Hide Optional Fees](#)

- Click Add to Cart for **each** student.




test studentt

Student Account ID: **3097647**


Student ID: **1001**

District ID: **1691**

District: **ST. MICHAEL - ALBERTVILLE**



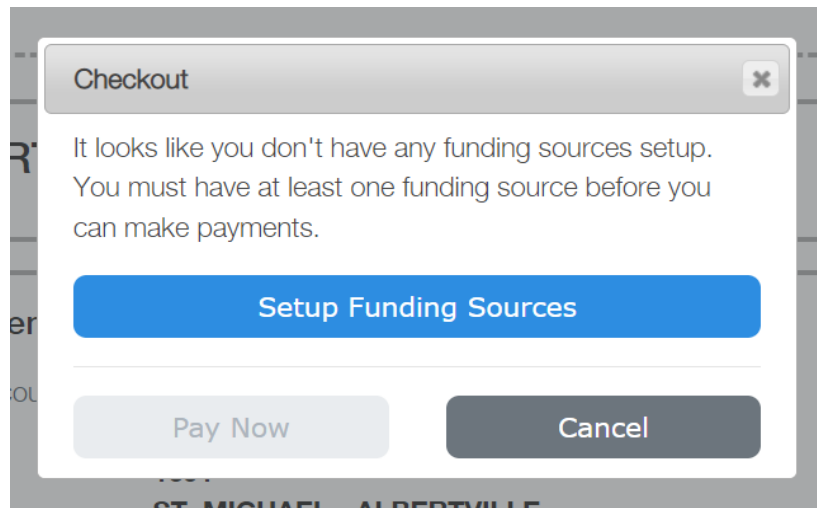
Other School Fees

Assigned ID	Description	Date Assigned	Amount	
38028	Protection Plan 2022-2023 -- Parents/Guardians may opt to purchase an annual Protection Plan for each device. The Protection Plan is structured to significantly offset the cost of most "First Incident" damages that occur.	07/06/2022	\$45.00	Add to Cart 

9. Scroll to the top of the screen and click on the blue Checkout button.



10. If you have not set up your funding source, you can do so at this time by selecting the Setup Funding Sources button. Select Pay Now if a funding source has already been set up.



11. Follow the prompts to setup a funding source, if needed, and complete the payment process.

12. Please email helpdesk@mystma.org with questions.