


My First Grade Power Words

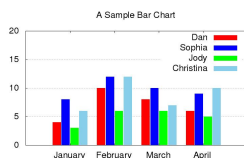
Analog Clock

Telling time with moving hands and hours marked 1-12.



Bar Graph

A graph that helps us understand data using bars.



Tally Chart

A chart that uses tick marks in groups of five that keep count.

Favorite Pets		
Pet	Tally Marks	Number
		10
		4
		6

Picture Graph

A graph that uses pictures to show data.

Ball sports played by students in Year 4

Football	
Basketball	
Netball	
Soccer	
Rugby	
Hockey	

Key || = 10 Students

Fact Family

A group of related addition and subtraction facts.

Addition & Subtraction

$$3 + 7 = 10$$

$$7 + 3 = 10$$

$$10 - 3 = 7$$

$$10 - 7 = 3$$

Coin

A type of money that is not bills.



Penny

A copper coin worth one cent.



Nickel

A silver coin worth five cents.



Dime

A silver coin worth ten cents.



Quarter

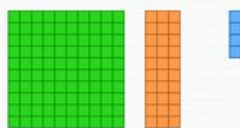
A silver coin worth twenty-five cents.



Expanded Form

A number written as the sum of each place value.

$$134 = 100 + 30 + 4$$



Number Line

A line that shows numbers in order from left to right.



Doubles Fact

An addition fact with
the same addends.

1+1=	7+7=
2+2=	8+8=
3+3=	9+9=
4+4=	10+10=
5+5=	11+11=
6+6=	12+12=